



LIBRARIES

UNIVERSITY OF WISCONSIN-MADISON

Badger [men's] basketball 1988-89 media guide. 1988

Madison, Wisconsin: [UW Sports News Service], 1988

<https://digital.library.wisc.edu/1711.dl/62X7CYZCX7PUD83>


<http://rightsstatements.org/vocab/InC/1.0/>

The libraries provide public access to a wide range of material, including online exhibits, digitized collections, archival finding aids, our catalog, online articles, and a growing range of materials in many media.


When possible, we provide rights information in catalog records, finding aids, and other metadata that accompanies collections or items. However, it is always the user's obligation to evaluate copyright and rights issues in light of their own use.

BADGER BASKETBALL


1988/89
MEDIA
GUIDE



**SENIOR
GUARD
TRENT
JACKSON**



**JUNIOR
FORWARD
DANNY
JONES**



**SENIOR
GUARD
TOM
MOLASKI**

Shooting for the Top

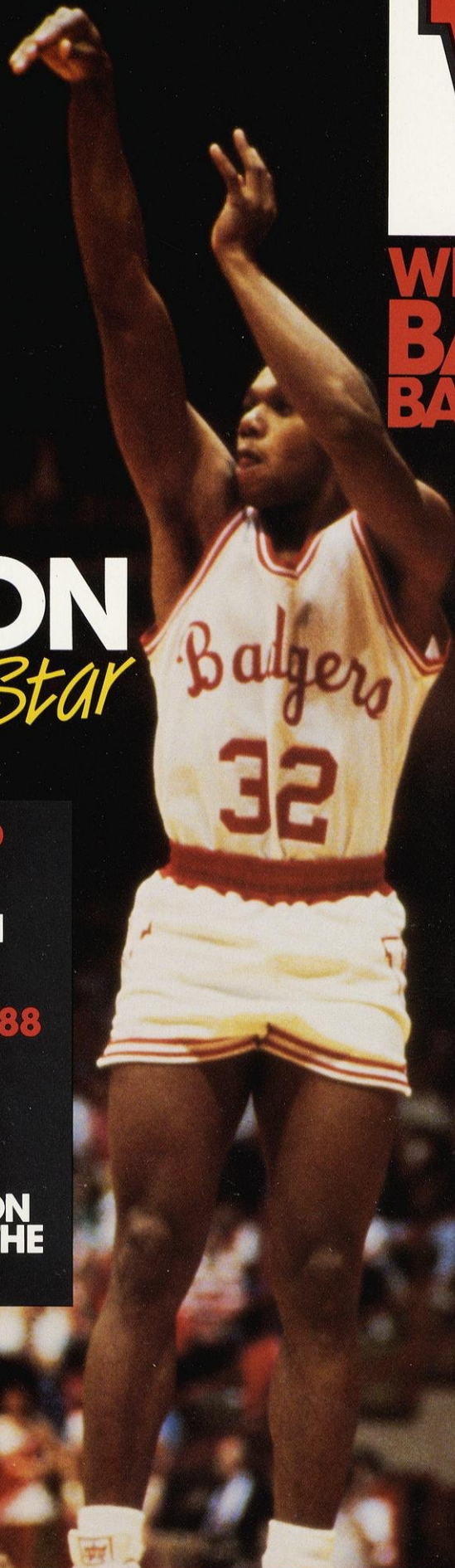


**WISCONSIN
BADGER
BASKETBALL**


TRENT JACKSON

A Shining Star

- **6-1, 180, GUARD**
- **1988-89
ALL-AMERICAN
AND ALL BIG TEN
CANDIDATE**
- **3RD IN BIG TEN
SCORING IN 87-88
WITH 19.3 PPG**
- **1987-88
BADGER MVP**
- **3RD TEAM UPI
ALL BIG TEN**
- **BADGERS' ACE ON
BOTH ENDS OF THE
COURT**



1988-89 BADGER BASKETBALL MEDIA GUIDE



Senior Tom Molaski directs the Badger offense.

CONTENTS

GENERAL INFORMATION

Covering the Badgers/UW Sports News Service	51
Final III Statistics Program	6
Media Information	50
Quick Facts	49
Summer Tour	47
University of Wisconsin	3
Wisconsin Fieldhouse - History and Attendance	4-5
Traveling to the UW Fieldhouse	5

ADMINISTRATION

Academic Staff	45
Athletic Director A.L. 'Ade' Sponberg	42
Athletic Staff Directory	6
Athletic Staff Profiles	43-44
Strength Program	28
Varsity Band	46

BASKETBALL STAFF

Head Coach Steve Yoder	10
Assistant Coaches	11
Graduate Assistant/Managers	12

1988-89 WISCONSIN BASKETBALL

Alphabetical and Numerical Rosters	48
Badger Outlook	8-9
Composite Big Ten Schedule	52
Meet the Badgers (Player Profiles)	13-27
NCAA Tournament Schedule	2
Pronunciation Guide	48
Schedule - University of Wisconsin	2
Wisconsin Badgers	48

1987-88 BADGER REVIEW

Badgers' Overall and Big Ten Statistics	54
Game-by-Game Review	55
Game Summaries	56-59
Big Ten Review (Individual and Team Statistics)	60-61
Senior Review	62

1988-89 BADGER OPPONENTS

All-time Scores with 1988-89 Opponents	82-87
Big Ten Member Directory	30
Opponents' Capsule Information	31-40

WISCONSIN RECORDS AND HISTORY

All-Americans	95
Awards	96
Big Ten Standings	59
Coaches' Records	81
Composite Season Records	72
Miscellaneous Records	68
90 Years of Wisconsin Basketball	88-90
Records by Class	70
Individual Records - Career/Single Season/Single Game	65-67
Records vs. Opponents	71-72
Results - Year-by-Year	73-80
Scoring and Rebounding Leaders	64
Team Records	67-68
The Last Time	90
"W" Awards	91-94

CREDITS The 1988-89 University of Wisconsin Basketball Guide was written, edited and produced by Dennis Semrau. Editorial and research assistance provided by Jim Mott. Additional assistance provided by Julie Kluge.

Design by John Cronin, WISCOMP. Composition by WISCOMP, Department of Administration.

Photography by Jay Salvo, Greg Anderson, Del Brown, Duane Hopp, Norman Lenburg, Gary Schulz and Bob Knickerbocker.

FRONT COVER Photos of 1988-89 Wisconsin Tri-captains Trent Jackson (32), Danny Jones (50) and Tom Molaski (30) by Jay Salvo, Photographic Media Services.

1988-89 WISCONSIN BASKETBALL SCHEDULE

DAY/DATE	OPPONENT	GAME SITE	TIME
WED/NOV 16	VICTORIA ALL-STARS (Australia)	MADISON..(exhibition)	7:05 PM CST
SAT/NOV 26	\$ OREGON	MADISON	3:05 PM CST
MON/NOV 28	FERRIS STATE	MADISON	7:05 PM CST
FRI/DEC 2	! vs. Maine	Milwaukee, Wis.	9:00 PM CST
SAT/DEC 3	! vs. Marquette or Rice	Milwaukee, Wis.	7:00 or 9:00 PM CST
MON/DEC 5	EASTERN ILLINOIS	MADISON	7:05 PM CST
WED/DEC 7	at Loyola	Chicago, Ill.	7:30 PM CST
SAT/DEC 10	at Butler	Indianapolis, Ind.	3:05 PM CST
MON/DEC 12	\$ MARQUETTE	MADISON	7:05 PM CST
WED/DEC 14	DENVER	MADISON	7:05 PM CST
FRI/DEC 30	\$ EASTERN MICHIGAN	MADISON	7:05 PM CST
WED/JAN 4	# MINNESOTA (ESPN)	MADISON	9:00 PM CST
SAT/JAN 7	* at Ohio State (BIG TEN TV)	Columbus, Ohio	12:00 NN CST
THU/JAN 12	\$ at Illinois	Champaign, Ill.	7:00 PM CST
SAT/JAN 14	\$ PURDUE	MADISON	3:05 PM CST
THU/JAN 19	\$ INDIANA	MADISON	7:05 PM CST
SAT/JAN 21	\$ MICHIGAN	MADISON	3:05 PM CST
THU/JAN 26	\$ at Iowa	Iowa City, Iowa	7:00 PM CST
SAT/JAN 28	* at Northwestern..(BIG TEN TV)	Evanston, Ill.	12:00 NN CST
THU/FEB 2	\$ MICHIGAN STATE	MADISON	7:05 PM CST
WED/FEB 8	* at Minnesota..(BIG TEN TV)	Minneapolis, Minn.	7:05 PM CST
SAT/FEB 11	\$ IOWA	MADISON	3:05 PM CST
WED/FEB 15	* NORTHWESTERN..(BIG TEN TV)	MADISON	7:05 PM CST
SAT/FEB 18	* ILLINOIS..(BIG TEN TV)	MADISON	12:00 NN CST
SAT/FEB 25	\$ at Michigan	Ann Arbor, Mich.	2:30 PM CST
THU/MAR 2	\$ at Purdue	West Lafayette, Ind.	7:08 PM CST
SAT/MAR 4	\$ OHIO STATE	MADISON	3:05 PM CST
THU/MAR 9	\$ at Indiana	Bloomington, Ind.	6:00 PM CST
SAT/MAR 11	\$ at Michigan State	East Lansing, Mich.	2:00 PM CST

\$ indicates state network broadcast - WVTV, Milwaukee, originating station

* indicates Big Ten Television Broadcast

indicates ESPN Television Broadcast

! indicates games at the First Bank Classic

HOME GAMES IN ALL CAPS

1989 NCAA BASKETBALL TOURNAMENT

FIRST AND SECOND ROUNDS

East

March 16 & 18
Greensboro Coliseum
Greensboro, NC
ACC Conference
and
March 17 & 19
Providence Civic Center
Providence, RI
Providence

Southeast

March 16 & 18
Memorial Gym
Nashville, TN
Vanderbilt
and
March 17 & 19
The Omni
Atlanta, GA
Metro Conference

Midwest

March 16 & 18
Dayton University
Dayton, OH
Dayton
and
March 17 & 19
Indianapolis Hoosier Dome
Indianapolis, IN
Butler & MCC

West

March 16 & 18
University Pavilion
Boise, ID
Boise State
and
March 17 & 19
Reunion Arena
Dallas, TX
Southern Methodist

REGIONALS

East

March 24 & 26
Meadowlands Arena
East Rutherford, NJ
Rutgers

Southeast

March 23 & 25
Rupp Arena
Lexington, KY
Kentucky

Midwest

March 24 & 26
Hubert H. Humphrey Metrodome
Minneapolis, MN
Minnesota

West

March 23 & 25
McNichols Sports Arena
Denver, CO
Colorado

FINALS - 51st annual

April 1 & 3, 1989
The Kingdome
Seattle, WA
Washington

SITES OF FUTURE FINALS

March 31 & April 2, 1990
McNichols Sports Arena
Denver, CO
Colorado

March 30 & April 1, 1991

Indiana Hoosier Dome
Indianapolis, IN
Butler & MCC


April 4 & 6, 1992

Hubert H. Humphrey Metrodome
Minneapolis, MN
Minnesota & Big Ten

THE UNIVERSITY OF WISCONSIN-MADISON

1989-90 BIG TEN COMPOSITE SCHEDULE

GENERAL INFORMATION



President Kenneth Shaw

LOCATION: Madison, WI 53711
FOUNDED: 1848
ENROLLMENT: 43,368
PRESIDENT: Dr. Kenneth Shaw
CHANCELLOR:
Dr. Donna E. Shalala
FACULTY REPRESENTATIVES:
Ted Finman, Jane Voichick
ATHLETIC BOARD CHAIRMAN:
Barney Webb
ATHLETIC DIRECTOR:
Dr. A. L. "Ade" Sponberg
DEPUTY ATHLETIC DIRECTOR:
Dr. Ralph Neale
NICKNAME: Badgers
COLORS: Cardinal and White
SONG: On Wisconsin!
MASCOT: Bucky Badger
CONFERENCE: Big Ten
AFFILIATION: NCAA Division I
HOME COURT:
UW Fieldhouse (11,895)



The University of Wisconsin, one of the world's leading institutions of higher education, is dedicated to the support of academic freedom.

Established in 1848, today the University of Wisconsin-Madison includes 13 schools and colleges, 133 academic departments, more than 43,000 students and 14,000 employees, nearly 4,000,000 volumes in 22 libraries, a \$750,000,000 budget, and research and development expenditures totaling \$185,000,000 (third largest in the U.S.).

Wisconsin has ranked among the top 10 universities in the United States in every scholarly reputational study since 1910. Combining the results of seven major ratings since 1925, Prof. David Webster of the University of Pennsylvania, writing for the June 1983 Change magazine, ranked the University of Wisconsin-Madison fourth in the nation—behind Harvard, California-Berkeley and Yale, and tied with the University of Chicago. More than 4,100 courses and 12,600 sections were offered in the fall of 1987. Majors are available in 151 bachelor's, 191 master's, and 123 doctor's degree programs.

UW-Madison departments ranked among the top ten in the nation in the 1983 "Assessment of Research-Doctorate Programs in the United States" include Sociology (1st), German, Chemical Engineering and Geography (2nd), Statistics (4th), Plant Pathology, Molecular Biology and Biochemistry (5th), Spanish and Portuguese (6th), Zoology (7th), Political Science, Chemistry and Economics (8th), Mathematics (9th), and History (10th).

More than 400 campus organizations offer a wide variety of activities for Wisconsin students—including social, political, philosophic or religious, sports, honorary, ecological, philanthropic, drama and music groups plus fraternities and sororities. Film societies show 400 titles a year, and the intramural recreation program services some 35,000 students and staff at five indoor recreational facilities every month.


Situated amidst five fresh-water lakes and rolling hills, the Madison campus is one of the most enchanting in America. It sits on the south shore of Lake Mendota, encompassing more than 300 buildings and 900 acres of land—most within two blocks of the lake. There is beautiful and green Bascom Hill and a 129-acre peninsula—complete with hiking trails—known as Picnic Point. There is the vibrant pedestrian State Street Mall—lined with unique shops and restaurants. There also is the on-the-hour ringing bells of Carillon Tower and 76,293-seat Camp Randall Stadium.

The Elvehjem Museum of Art houses the University's collection of more than 10,000 paintings, prints, drawings, sculpture, and decorative arts dating from 2300

B.C. to the present, and maintains an active schedule of temporary exhibits.

The University's intercollegiate athletic program includes men's competition in football, basketball, ice hockey, track and field, cross country, soccer, swimming and diving, tennis, rowing, wrestling, baseball, golf, gymnastics and fencing.

From unsurpassed academics and educational environment, to a wide variety of activities and excellence in athletics, UW students receive an experience they will cherish and benefit from for the rest of their lives.



A University of Wisconsin landmark, the Carillon Tower.

WISCONSIN FIELDHOUSE

BADGERS ON RADIO/TV

2 small HT's (mugs)

*COVER IN G
WISC*

The University of Wisconsin Fieldhouse is the home of the basketball Badgers. The UW Fieldhouse was a project of then Athletic Director George Little when he arrived at Wisconsin in 1925. In 1930, it became a reality.

In 1927, Little proposed to the athletic council and regents the plan under which the fieldhouse was to be constructed. This proposal met the approval of the board after two previous attempts had failed.

The original layout included a \$650,000 building to house both an indoor training facility for intercollegiate teams and the required program of physical education. The portion to be used for intercollegiate athletics was estimated at \$385,000.

The intercollegiate portion of the facility housed the men's and women's basketball teams and the wrestling squad. Its construction, completed in 1931, cost an approximately \$434,000.

The structure remains a part of Camp Randall Stadium, standing on the south end of the field, with concrete stands built against its north wall. The fieldhouse originally contained a basketball floor with a seating capacity of 12,000, a complete track facility, and room for indoor football and baseball training.


The football, track and field and baseball teams moved to the Camp Randall Memorial Sports Center, "the Shell", upon its completion in 1956.

In April of 1976, the state Building Commission approved \$718,000 for the renovation of the fieldhouse. The project was aimed at improving the seating facility and allowing for other activities to be held in the building.

Permanent bleachers were added to the north, south and west sides of the court with portable seats and a stage area on the east side. This effort brought the seating capacity to 11,895. New locker rooms and a training facility were constructed under the west side seats and the existing locker rooms were renovated.

A new lighting system was added in 1977 along with an improved sound system.

The UW Fieldhouse is also the site of the WIAA boys' and girls' state basketball tournaments, the WIAA state wrestling tournaments, Big Ten Championship gymnastics' meets, live music concerts and numerous other events.



WISCONSIN HOME BASKETBALL ATTENDANCE SINCE 1940-41

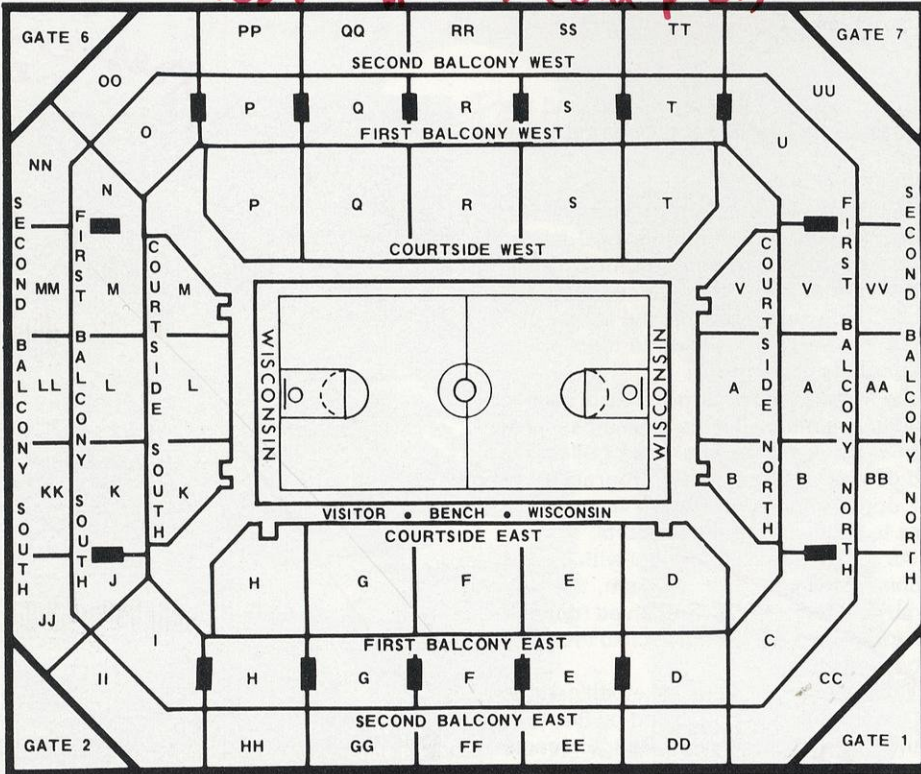
YEAR	ALL GAMES			BIG TEN			
	GAMES	ATTENDANCE	AVERAGE	GAMES	ATTENDANCE	AVERAGE	SEASON HIGH
1941	12	130,150	10,846	6	71,150	11,858	14,000
1942	11	116,050	10,550	7	74,800	10,686	14,000
1943	11	118,000	10,727	6	69,000	11,500	14,000
1944	10	84,200	8,420	6	58,700	9,783	14,000
1945	11	98,000	8,909	6	55,500	9,250	11,500
1946	11	96,900	8,809	6	65,500	10,917	14,000
1947	11	124,700	11,336	6	78,600	13,100	13,800
1948	10	130,900	13,090	6	79,000	13,167	13,500
1949	12	150,000	12,500	6	78,500	13,083	13,500
1950	11	139,500	12,681	6	78,000	13,000	13,000
1951	11	130,550	11,868	7	89,350	12,764	13,000
1952	11	132,000	12,000	7	83,200	11,857	13,000
1953	11	129,726	11,793	9	107,026	11,892	13,500
1954	11	108,192	9,836	7	77,229	11,032	13,500
1955	11	92,150	8,377	7	71,800	10,257	12,100
1956	11	66,100	6,009	7	47,100	6,729	10,000
1957	11	57,529	5,230	7	33,929	4,847	7,193
1958	11	61,448	5,586	7	40,871	5,839	8,200
1959	11	58,527	5,321	7	32,317	4,617	7,410
1960	12	75,216	6,268	7	53,253	7,608	12,187
1961	10	65,685	6,569	7	47,843	6,835	13,472
1962	13	88,681	6,822	7	63,512	9,073	13,545
1963	13	88,905	6,839	7	57,244	8,178	12,088
1964	10	69,873	6,987	7	56,870	8,124	13,217
1965	10	63,823	6,382	7	47,380	6,769	9,538
1966	12	85,199	7,100	7	61,737	8,819	11,573
1967	11	116,855	10,623	7	74,789	10,684	12,729
1968	11	104,346	9,486	7	66,845	9,549	11,926
1969	11	112,949	10,268	7	72,956	10,422	11,569
1970	11	97,686	8,881	7	63,869	9,124	12,392
1971	12	81,051	6,754	7	47,967	6,852	7,953
1972	12	79,922	6,660	7	51,730	7,390	8,235
1973	11	84,242	7,658	7	53,549	7,650	8,236
1974	13	98,346	7,565	7	63,183	9,026	12,204
1975	15	82,981	5,532	9	44,120	4,902	7,462
1976	14	72,996	5,214	9	52,845	5,872	9,363
1977	13	90,609	6,970	9	61,643	6,849	8,501
1978	14	122,075	8,720	9	81,423	9,047	11,238
1979	14	114,945	8,210	9	76,062	8,451	12,204
1980	15	115,960	7,731	9	82,430	9,159	11,895
1981	15	101,606	6,774	9	65,109	9,234	9,026
1982	13	65,505	5,039	9	49,618	5,513	9,281
1983	15	113,617	7,574	9	73,258	8,140	11,442
1984	13	98,280	7,560	9	76,050	8,450	11,019
1985	15	103,795	6,920	9	74,170	8,241	9,868
1986	15	112,131	7,475	9	77,536	8,615	11,092
1987	15	110,876	7,392	9	78,002	8,667	11,866
1988	14	110,545	7,896	9	78,866	8,762	11,068

*field house
AT
Purdue*

ALL-TIME SINGLE GAME ATTENDANCE RECORDS

Date	Score	Attendance
Mar. 22, 1941	Wisconsin 36, Pittsburgh 30	14,000
Mar. 7, 1942	Wisconsin 62, Iowa 45	14,000
Jan. 11, 1943	Illinois 52, Wisconsin 40	14,000
Feb. 13, 1943	Indiana 51, Wisconsin 44	14,000
Feb. 19, 1944	Purdue 52, Wisconsin 50	14,000
Feb. 16, 1946	Iowa 44, Wisconsin 39	14,000
Feb. 22, 1947	Ohio State 57, Wisconsin 56	13,800
Mar. 1, 1941	Wisconsin 42, Minnesota 32	13,750

MEDIA INFO. (old p.51)



FIELDHOUSE RECORDS *to p.7*

Team Records - Single Game

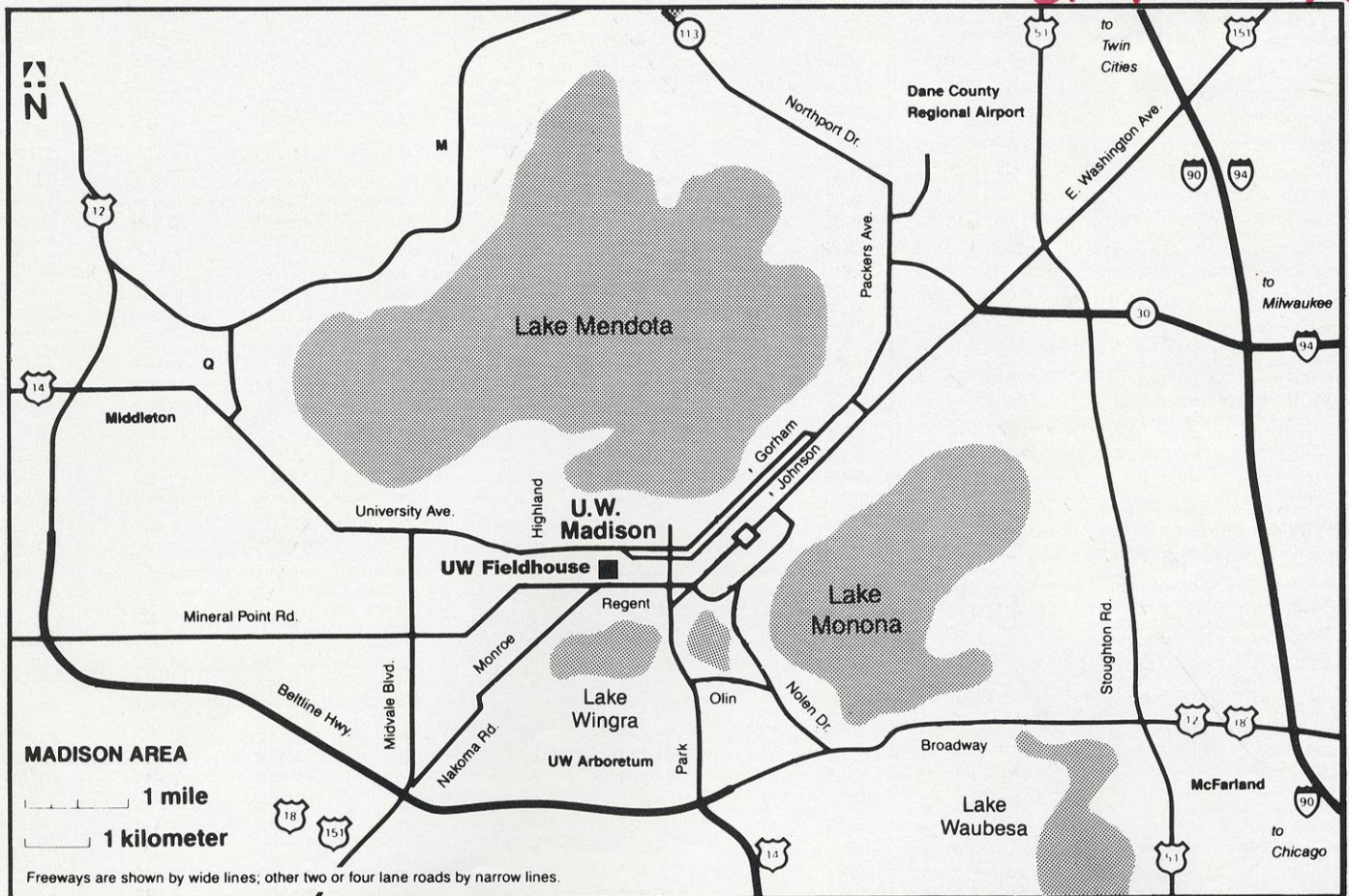
- Most Points Scored By One Team** - 120 by Wisconsin, vs. SMU, Dec. 9, 1967
- Most Points Scored By Both Teams** - 204 (Wisconsin 103, Illinois 101, Feb. 19, 1962) and (Wisconsin 110, Northwestern 94, Feb. 21, 1967)
- Most Field Goals Scored** - 48 by Wisconsin, vs. Gonzaga, Dec. 17, 1963 and vs. SMU Dec. 9, 1967
- Most Field Goals Scored, Both Teams** - 85 (Wisconsin 43, Illinois 42, Feb. 19, 1962)
- Most Free Throws Scored** - 40 by Wisconsin, vs. Minnesota, Jan. 12, 1953
- Most Free Throws Attempted** - 48 by Wisconsin, vs. Minnesota, Jan. 12, 1953
- Best Free Throw Percentage For Both Teams** - 1.000 (Wisconsin made 22 of 22 and Purdue made 25 of 25, Feb. 7, 1976)
- Best Field Goal Percentage** - .647 by Wisconsin, vs. Purdue, Jan. 19, 1985
For Opponent - .644 by Northwestern, Jan. 3, 1980

Individual Records - Single Game

- Most Points Scored** - 50 by Terry Dischinger of Purdue (17 FG, 16 FT), vs. Wisconsin, Jan. 27, 1962
For Wisconsin - 42 by Ken Barnes (15 FG, 12 FT), vs. Indiana, March 8, 1965
- Most Field Goals** - 17 by Rick Olson of Wisconsin, vs. San Francisco State, Dec. 2, 1985
- Most Free Throws** - 17 by Dale Koehler of Wisconsin, vs. Loyola (Ill.), Dec. 6, 1975; Dennis Hopson of Ohio State, vs. Wisconsin, Feb. 12, 1987

TRAVELING TO THE UW FIELDHOUSE

UW Sports News Staff (old p.51)



WISCONSIN BASKETBALL STATISTICS - FINAL III

this goes on new p.30

At courtside during all University of Wisconsin basketball games is a valuable tool which has aided the development of the men's program. The FINAL III basketball statistics program has been in use since the 1986-87 season. The system — which was purchased by the Badger Basketball Boosters and donated to the University — has proved invaluable for the coaches, sports information departments and the media.

Using light pens, and shot and information screens, statistics are "penned" in as the game progresses. The data collected — shots made and missed, rebounds, turnovers, assists, steals, fouls, etc. — is automatically computed for the final box score.

But the system's forte is in the analyses it performs. It provides in-depth coaching analyses such as player combination effectiveness, turnover analyses, shot analyses by distance and angle, etc. Input via game film also provides opportunities to scout prospective opponents and perform post-game analyses of away games.

During game time, Final III provides accumulation and analyses of data.

Coaches, sports information staff and the media can access the system during game time.

The Final III system also provides complete player and team history files and formats this information into several forms, including direct telecommunication to news outlets. The system immediately updates single game, season and career statistics for the players and the team while the game is in progress.

Two other functions have also been a welcome addition to the basketball program — a coaching analysis of offensive and defensive plays, and a program to input opponents' information from game films to produce scouting reports.

As the only Big Ten school with such a sophisticated statistics program, the University of Wisconsin has received recognition for its innovative approach to the sport of basketball.

Computers can't win basketball games, but the information processed by this program should help provide Badger teams with the state-of-the-art information they need for improvement and a winning edge.

that goes here



University of Wisconsin statistics crew working on state-of-the-art Final III stat system.

STAFF DIRECTORY


Name and Position	Office Telephone
Anacker, Harold—Equipment Manager	262-3633
Azevedo, John—Wrestling Assistant	262-4399
Babich, Bob—Football Assistant	262-6918
Bohl, Craig—Football Assistant	262-6912
Bonner, Paula—Assistant Athletic Director	263-5580
Braun, Jeff—Track Assistant	263-4873
Bryson, Len—Ticket Sales Manager	262-1440
Bryson, Terry—Women's Gymnastic Coach	263-6255
Clancy, Dr. William G.—Team Physician	263-1356
Cole, L. C.—Football Assistant	262-6915
Daly, Mike—Football Assistant	262-9412
Damman, Oscar—Administration	262-3300
Darda, Gerald E.—Diving Coach	262-5788
Ela, Sue—Women's Crew Coach	263-6698
Ellett, Ken—Coordinator Football Operations	262-5588
Engle, Phil—Football Assistant	262-6908
Femrite, Jeff—Men's Swimming Assistant	262-5788
Ferguson, Kelly—Women's Tennis Coach	263-6304
Fishbain, Jerry—Assistant to the Director	262-5588
Flarup, Tamara—Women's SID	263-5502
Freitag, Donna—Women's Basketball Assistant	262-8247
Fuchs, Daryl—Baseball Assistant	262-7869
Gillham, Anthony—Fencing Coach	263-4483
Gillis, Sandy—Basketball Secretary	262-4597
Gomon, Sid—Maintenance Supervisor	262-3631
Gonzales, Jimmy—Football Assistant	262-6906
Helwig, Jan—Trainer	262-3630
Helwig, Dennis—Training Staff Coordinator	262-3630
Hirsch, Elroy L.—Athletic Director Consultant	262-2311
Hyne, Jim—Assistant Strength Coach	262-9535
Irwin, Laurie—Women's Administration	263-5580
Jablonic, Randall—Men's Crew Coach	262-4954
Johansson, Carl—Women's Swimming Coach	263-5743

Name and Position	Office Telephone
Johnson, Diane—Student Personnel Services	262-1914
Johnson, Mike—Trainer	262-3620
Johnson, Peter—Hockey Assistant	262-3932
Kemp, Mike—Hockey Assistant	262-3932
Kirsanoff, Mary—Assistant Trainer	262-3630
Kleven, Duane—Assistant Athletic Director	262-0553
Klingelhoets, Pat—Tennis Coach	262-0997
Kuckahn, Wayne—Asst. Ticket Sales Manager	262-1600
Land, Steve—Baseball Coach	262-7869
Lauder, Jim—Soccer Coach	262-7749
Leu, Robert—Radio-TV/Marketing Director	262-2255
Lowe, Steve—Volleyball Coach	263-5670
Lund, Lou Ann—Grant-in-Aid	262-4985
Malnory, Rob—Athletic Business Office	262-0147
Manke, Ruth—Assistant Ticket Sales Manager	262-1440
Marvin, Kip—Administration	262-0120
Maturi, Joel—Assistant Athletic Director	262-0099
Mauer, Mark—Football Assistant	262-6913
McCallum, Ray—Basketball Assistant	262-4598
McNulty, Brad—Basketball Assistant	262-4598
Messmer, Barb—Student Personnel	262-1787
Morton, Don—Football Coach	262-1861
Mott, James—Sports Information Director	263-4430
Murawski, Terry—National "W" Club Executive Director	262-7717
Murphy, Mary Ellen—Women's Basketball Coach	263-5506
Neale, Ralph—Deputy Athletic Director	262-8009
Nelson, Scott—Track Assistant	262-4597
Nuttcombe, Ed—Head Track & Field Coach	262-4398
Peckham, Mike—Women's Basketball Assistant	263-4225

Name and Position	Office Telephone
Perrin, Ian—Hockey Assistant	262-3932
Pettinger, Jack—Swimming Coach	262-5788
Pflughoeft, Mark—Gymnastics Coach	262-6370
Reddan, Dr. William—Soccer Assistant	262-7749
Regenberg, Chris—Women's Golf Coach	263-5580
Rein, Andy—Wrestling Coach	262-4399
Robinson, Maureen—Badger Sales Coordinator	262-7258
Russo, Mario—Administrative Assistant	262-6903
Ryan, Greg—Women's Soccer Coach	263-5493
Sauer, Jeff—Hockey Coach	262-3932
Saunders, Kit—Associate Athletic Director - Personnel, public relations and development	263-8880
Schrock, Richard M.—Business Manager	262-0354
Schultz, David—Wrestling Assistant	262-4399
Seeliger, Scott—Football Assistant	262-4313
Semrau, Dennis—Sports Information	262-9416
Simmers, Pat—Football Assistant	262-6906
Smith, Martin—Cross Country Coach	262-5729
Spencer, Doug—Asst. Sports Information Director	262-8216
Sponberg, A.L. "Ade"—Athletic Director	262-5068
Stoddard, Gordon—Coordinator of Athletic Training Curriculum	262-3630
Tallard, Sue—Women's Track Assistant	263-5109
Tegen, Peter—Women's Track & Cross Country Coach	263-5109
Tiziani, Dennis—Golf Coach	241-4601
Weaver-Klees, Mary—Student Personnel	262-3617
Webb, Prof. Maurice—Chair, Athletic Board	262-3305
Winterstein, Andy—Trainer	262-3630
Yoder, Steve—Men's Basketball Coach	262-4597
Zentner, Rod—Basketball Assistant	262-4597
Zussman, Alan—Student Personnel Services	262-0748


1988-89
WISCONSIN

BADDOGERS



New P.T. is FieldHouse records, map, photos

UW BASKETBALL OUTLOOK SHOOTING FOR THE TOP IN '89



Seniors Tom Molaski (30), Trent Jackson (32) and Darin Schubring (52) return to key the Badgers' attack in 1988-89.

"We are in a position to make some positive things happen for this program."

The promised land.

In Big Ten basketball circles, that refers to the conference's first division.

Finish among the league's top five and a trip to the NCAA post-season tournament is usually assured.

For the first time since Steve Yoder took over a struggling basketball program in 1982, Wisconsin is in a position to compete against the best the Big Ten has to offer. That usually means competing against teams that are national title contenders.

With 10 returning letterwinners, including all five starters, the Badgers' have the potential to finish in the first division of the Big Ten. If they accomplish that goal, Wisconsin could make a long overdue appearance in post-season play.

"We've finally got overall depth and a team that has the potential to be successful," Yoder said. "We are in a position to make some positive things happen for this program."

Yet, Yoder realizes what the Badgers are up against.

"The rest of the Big Ten has improved," Yoder said. "The reputation of the conference won't suffer this season. We have a lot of work to do to get a shot at the first division."

EUROPEAN TRIP PROVIDES A BOOST

Wisconsin prepared for the 1988-89 season by taking a two-week tour of Denmark, Finland and Sweden in August. The Badgers posted an 8-0 mark during the trip.

The Badgers' "dynamic duo" of guard **TRENT JACKSON** and forward **DANNY JONES** made their presence felt during the summer tour.

Jones gave future foes something to think about in the Badgers' final game. He scored 53 points to lead the UW to a 120-118 victory over Taby of Sodertalje, Sweden's national champion.

Yoder says the successful tour could be the springboard the Badgers need to vault into post-season play.

"The tour was a great learning experience for us as well as a great life experience," Yoder said. "But we need to take that experience and use it to our advantage when our regular season begins in November."

1987-88 RECORD: 12-16 Overall; 6-12 Big Ten (7th)

LETTERWINNER LOST:

Guard

Rodney Tapp (5.5 ppg, 1.8 rpg)

"DYNAMIC DUO" READY TO ROLL

The one-two punch of Jackson and Jones provide the Badgers with one of their top scoring duos in school history.


Street & Smith's Magazine selected the pair for its 1988-89 Pre-season Honorable Mention All-America team. The duo was responsible for 52 percent of the Badgers' scoring last season. Jackson was third (19.3 ppg) and Jones placed fifth (18.6) in the Big Ten scoring race.

Thanks to the emergence of the high-scoring duo, Wisconsin finished in undisputed possession of seventh place last season. It was the highest finish by a Wisconsin squad since the 1973-74 season.


The team's "Most Valuable Player," Jackson led Wisconsin in nine categories and also set a UW single-season record with 59 steals. He ranks 19th on the UW all-time scoring list with 971 points.

Jones earned the team's "Most Improved" award. He was second in scoring and led the Badgers in rebounding. He set UW single-season field goal shooting records in all games (.570) and in Big Ten-only games (.571).

"In Jackson and Jones, we have two proven, Big Ten calibre players who can score," Yoder said. "But we need someone else to emerge as a consistent scoring threat."



Forward Danny Jones ranks among the best in the Big Ten.



Returning starter Kurt Portmann.

Returning starters **KURT PORTMANN** and **TOM MOLASKI** have the potential to provide the needed offensive support. Center **DARIN SCHUBRING** returns to provide inside defense and rebounding.

Molaski, who can play the wing and either backcourt position, has shown flashes of offensive brilliance. A skilled defensive player, Portmann is ready to make an impact in the Badgers' offense.

The sophomore class could be the key to the team's success. **PATRICK TOMPKINS** has explosive rebounding power and the quickness and strength to play inside in the Big Ten. **TIM LOCUM** is a

RETURNING PLAYERS:

Forwards (5):

Danny Jones (6-foot-6, 17.0, 4.7)
 Kurt Portmann (6-11, 5.4, 3.6)
 Pollis Robertson (6-7, 0.3, 0.4)
 Patrick Tompkins (6-6, 4.4, 3.3)
 Rob Willey (6-9, 0.5, 0.4)

Center (1):

Darin Schubring (6-10, 3.3, 3.6)

Guards (6):

Billy Douglass (6-5, 1987-88 injury red-shirt)
 Trent Jackson (6-1, 19.5, 3.8)
 Tim Locum (6-4, 6.7, 1.5)
 Tom Molaski (6-6, 5.6, 3.8)
 Byron Robinson (6-5, 3.3, 1.8)
 Willie Simms (6-5, 2.0, 3.5)

long-range scoring threat with the ability to provide instant offense as a starter or off the bench. Talented swing man **WILLIE SIMMS** is also a contender for a starting role. He returns after missing the second semester due to academic problems.

Other returning letterwinners include junior guard **BYRON ROBINSON**, and senior forwards **POLLIS ROBERTSON** and **ROB WILLEY**.

NEWCOMERS TO TO SPARK ATTACK

JAMES GILLESPIE, a transfer from Highland Park Community College (Mich.), could provide additional scoring punch while directing the team at point guard. A 1988 Junior College All-American, Gillespie averaged 26.2 ppg and 8.0 rpg last season.

NEWCOMERS:


Forwards (2):

John Ellenson (6-7);
 Greg Sipla (6-10)

Guards (2):


James Gillespie (6-4);
 Brian Good (6-1)

Sophomore guard **BILLY DOUGLASS**, freshman guard **BRIAN GOOD**, sophomore forward **JOHN ELLENSON** and walk-on senior forward **GREG SIPLA** round out the remainder of the squad.



Patrick Tompkins adds explosive power to the Badgers' offense.

Douglass missed his freshman season due to a knee injury. He is expected to challenge for playing time at point guard. A 6-1 guard from Rossville, Indiana, Good was recruited to play point guard and is a threat from three-point range. Ellenson is a transfer from Marquette University and will be eligible at the beginning of the second semester.



Tim Locum provides instant offense with his 3-point shooting ability.

BADGERS FOCUS ON TOUGH CHALLENGE

The last time Wisconsin traveled overseas was before the 1984-85 season. The Badgers went 14-14 during the season, the best record by a Wisconsin team since the 1979-80 squad posted a 15-14 record.

Yoder said the trip was worthwhile for two reasons.

"We learned that we have more depth that at any time in my six years at Wisconsin. The trip also showed our players that Jones needs to get the ball in his hands as much as possible."

Wisconsin opened its 1988-89 pre-season with a midnight practice session. The early approach signaled that this season's Badgers mean business.

"We know we have a tough job to accomplish," Yoder said. "If we are to break into the Big Ten's top five, we have to start beating the teams in front of us."

If they are successful, the Badgers could be tournament bound when March madness arrives.

HEAD COACH STEVE YODER



The University of Wisconsin basketball program is safely in the hands of its seventh-year head coach Steve Yoder. The program has shown gradual improvement during Yoder's tenure. Yoder is respected for his bench coaching and his ability to field tough, competitive teams.

The 49-year-old Yoder joined the Badgers in 1982. Since taking the helm at Wisconsin, he has been a central figure in the Wisconsin basketball program turnaround. With 10 returning letterwinners, including five starters, Yoder is expected to field his most competitive team at Wisconsin this season.

He came to Madison from Ball State University after he compiled a five-year record of 77-62 as head coach. He was named the Mid-American Conference "Coach-of-the-Year" for both the 1980-81 and 1981-82 seasons. The 1980-81 Ball State team shared the Mid-American Conference title with three other schools and gained an NCAA tournament berth by winning the conference's post-season tournament.

Ball State compiled an overall 17-11 record during the 1981-82 season, including a 12-4 conference record that gave them the MAC championship. The

Cardinals lost to Northern Illinois 79-75 in overtime in the MAC post-season tournament title game.

A native of Plymouth, Indiana, Yoder is a 1958 graduate of Plymouth High School. He attended Illinois Wesleyan University on a basketball and baseball scholarship, winning four letters in baseball and two in basketball before graduating in 1962. He received his master's degree from St. Francis College in Fort Wayne, Indiana in 1970.

He began his coaching career at Glen Ellyn, Illinois, Junior High School and in 1965 took an assistant's position at Plymouth, Indiana.

Yoder became head coach at Plymouth High School in 1967 and proceeded to guide the school to three conference titles, three sectional crowns, a pair of regional titles, and two finishes among the top ten teams in state rankings over a six year period.

Steve was named Indiana's District One "Coach-of-the-Year" in 1973 and then accepted a job as assistant coach at Furman University. He returned to Indiana in 1975 as head coach at Mishawaka's Penn High School.


In 1976, he became assistant basketball coach at Ball State and a year later became head coach at the school.



COACH YODER'S CAREER RECORD

Year	School	Won	Lost	PCT.	Won	Lost	PCT.	Conference
1977-78	Ball State	10	15	.400	6	10	.375	Mid-American
1978-79	Ball State	16	11	.593	9	7	.563	Mid-American
1979-80	Ball State	14	15	.483	7	9	.438	Mid-American
1980-81	Ball State	20	10	.667	10	6	.625	Mid-American
1981-82	Ball State	17	11	.607	12	4	.750	Mid-American
Overall (5 Years)		77	62	.554	44	36	.550	
1982-83	Wisconsin	8	20	.286	3	15	.167	Big Ten
1983-84	Wisconsin	8	20	.286	4	14	.222	Big Ten
1984-85	Wisconsin	14	14	.500	5	13	.278	Big Ten
1985-86	Wisconsin	12	16	.429	4	14	.222	Big Ten
1986-87	Wisconsin	14	17	.452	4	14	.222	Big Ten
1987-88	Wisconsin	12	16	.429	6	12	.333	Big Ten
Overall (6 Years)		68	103	.398	26	82	.241	
Career (11 Years)		145	165	.468				

ASSISTANT COACHES



BRAD McNULTY
Assistant Coach

Brad McNulty enters his seventh season at Wisconsin. He was an assistant to Steve Yoder for five seasons at Ball State and came with Yoder to Wisconsin in 1982. The Kokomo, Indiana, native is responsible for coaching the Badger perimeter shooters, and coordinating the team's recruiting and travel arrangements.


McNulty, 35, earned a Bachelor's degree in Health Science and Physical Education from Purdue University in 1976. Following graduation, Brad joined the Ball State staff in 1976. After spending one year as a graduate assistant, Brad was named full-time assistant coach in 1977 upon the promotion of Steve Yoder to the head coaching position.

Brad is the son of Carl McNulty, one of Indiana's most successful high school coaches. The elder McNulty retired in 1986 after coaching basketball in the Hoosier state for 33 years, the last 19 at Kokomo High School where Brad played for him.

As a prep star, Brad garnered second-team all-state honors and was a three-time North Central Conference selection. He attended Purdue on a basketball scholarship. But a knee injury ended his collegiate career, and he served four years as a Boilermaker student assistant coach.

Brad and his wife Lissa have one son, Matthew, 6.

McCallum



RAY McCALLUM
Assistant Coach

Ray McCallum enters his fifth year as an assistant coach at Wisconsin. His responsibilities include coaching the backcourt players, scouting and recruiting.

McCallum, 27, earned a Bachelor's degree in Industrial Technology from Ball State University. He came to Wisconsin after serving as a graduate assistant coach at Ball State during the 1983-84 season.


Ray owns the all-time scoring record at Ball State where he played for four years, three of them under the direction of Steve Yoder. Ray was a first-team All-Mid-American Conference selection three times. He earned the MAC's "Most Valuable Player" award his senior year.

Also as a senior, the 5-foot-9 guard was awarded the 1983 Francis Pomeroy Naismith Basketball Hall of Fame Award for the nation's outstanding collegiate basketball player under six feet tall.

Ray was drafted in 1983 by the Indiana Pacers of the National Basketball Association (NBA).

A native of Muncie, Indiana, Ray and his wife, Wendy, live in Madison.

Williams



ROD ZENTNER
Assistant Coach

Rod Zentner enters his second year as an assistant coach at Wisconsin. A native of New Glarus, Wisconsin, Zentner previously served as a volunteer assistant to Steve Yoder from 1985-1987.

His duties include directing the team's scouting efforts, academic counseling, coordinating the pre-season conditioning program, directing the Badgers' summer camps and coaching the inside players. Zentner also serves as the executive director of the Badger Basketball Booster Club.

Zentner, 41, earned Bachelor of Science degrees in Health and Physical Education in 1969 and a Master of Science degree in Physical Education in 1973 from the University of Wisconsin-LaCrosse. He also earned a Doctor of Education degree in Health Education and Counseling from the University of Oregon in 1981.


Rod began his coaching career at Prairie du Chien High School in 1969.

He also spent seven years at the University of Wisconsin-Oshkosh as an assistant coach. The Titans' 1978 team won the Wisconsin State University conference title and advanced to the NAIA District 14 play-off finals.

Before coming to the University of Wisconsin, Rod was the head coach at Western State College in Gunnison, Colorado from 1982 to 1985.

Schramm

Rod Zentner



RANDY HANDEL Graduate Assistant

Randy Handel joins the program this season as a graduate assistant coach. He earned his Bachelor of Science degree in Physical Education and Health Education from the University of Wisconsin-La Crosse in 1979. He earned his Master's degree in Physical Education at Colorado State in 1980. Randy is currently working on his doctorate degree in Educational Administration at Wisconsin.


Handel, 32, began his coaching career at Colorado State University in 1979. From there he moved to Beloit Turner High School (1980) and to Bradley University (1981-83). At Colorado State and Bradley, his duties included on-court coaching, recruiting and scouting.

After coaching at Beaver Dam High School (1983-85), he moved to the University of Wisconsin-Stevens Point as an assistant coach and recruiting coordinator. While he was at UW-Stevens Point, the Pointers ranked in the top three in the nation in team defense and won two conference titles.

Handel was also the head baseball coach at UW-Stevens Point. His teams posted a 45-22 record, including a 27-8 mark in 1988. The Pointers earned a #9 national ranking in 1988 and the school's first-ever NCAA tournament berth.

Randy has served as co-chairman of the Wisconsin Basketball Coaches Association's All-Star clinic, benefiting the MACC Fund, for the past four years. A native of Monona Grove, Randy and his wife, Kathy, live in Madison.

STUDENT MANAGERS



KEVIN DRAWS

Kevin, in his fourth year as a manager for the Badgers, is the head senior manager for this year's staff. He graduated from Greendale High School in 1985. While at Greendale, played baseball and football and ran track. He was the second baseman on Greendale's 1985 state tournament team. Kevin is a senior and is majoring in Communication Arts. He hopes to pursue a career in Public Relations. In his free time, he enjoys playing basketball and golf.



JON REETZ


Jon, a graduate of Janesville Craig High School, is in his third season as a manager. A junior, he is in the School of Business program and is majoring in Finance. Jon was a manager for Janesville Craig's football, basketball and track squads while in high school.



SCOTT CULVER


Scott is in his first year as a manager at Wisconsin. A 1988 graduate from Brookfield East, he played two years of varsity basketball. He is enrolled in the Pre-Business program. Scott enjoys weightlifting and basketball.

use mugs or group shot w/ caption



JOHN KACZKOWSKI

John, also from Greendale, is in his fourth year serving as a manager for the Badgers. A third baseman and teammate of Kevin's at Greendale, he is also a senior. John is majoring in Real Estate and Urban Land Economics. In his free time, he enjoys playing golf and tennis.



JEFF DODDS

Jeff is the third member of the managerial staff from Greendale. He is a junior majoring in Finance. A 1986 graduate, he was a two-time letterwinner each in football and baseball. During the summer, Jeff plays semi-pro baseball and enjoys golfing.




TRI-CAPTAIN




32
TRENT
JACKSON

TRI-CAPTAIN



50
DANNY
JONES


TRI-CAPTAIN




30
TOM
MOLASKI

BADGER
PLAYER


**P
R
O
F
E
S
S
I
O
N
A
L
S**




22
POLLIS
ROBERTSON



52
DARIN
SCHUBRING




41
ROB
WILEY




53
KURT
PORTMANN




20
BYRON
ROBERTSON




10
BILLY
DOUGLASS




44
TIM
LOCUM




23
WILLIE
SIMMS




43
PATRICK
TOMPKINS



40
JOHN
ELLENSON



21
JAMES
GILLESPIE



12
BRIAN
GOOD



55
GREG
SIPLA

14 HT'S


TRI-CAPTAIN 32 TRENT JACKSON

**Guard, 6-1, 178, Senior
Bolingbrook, Ill. (Bolingbrook)**


A Street & Smith's pre-season honorable mention All-American selection . . . also a candidate for All-American, All-Big Ten and All-Midwest honors . . . the team's leading returning scorer . . . is 19th on the UW all-time list with 971 points . . . a threat to score from anywhere on the floor . . . displayed ability to score off opponents mistakes . . . has good quickness and a 39-inch vertical leap . . . loves to play defense . . . worked hard to improve his ballhandling during the summer . . . one of the top three-point shooters in the Big Ten.

1987-88 Season: Earned team's "Most Valuable Player" award . . . earned United Press International third team All-Big Ten honors and Associated Press honorable mention All-Big Ten honors . . . only Badger to start all 28 games . . . tied for third in the Big Ten in scoring with a 19.3 average in 18 games . . . led team in all games in scoring, field goals, field goal attempts, 3-point field goals, 3-point field goal attempts, 3-point shooting percentage, steals and minutes played . . . averaged 36.9 minutes per game . . . played all 50 minutes against Michigan State and all 40 vs. Ohio State, Indiana (twice), Michigan, Northwestern and Michigan State . . . has started the last 40 consecutive games and averaged 19.0 ppg during that span . . . scored 546 points, the fifth highest single-season point total in school history . . . set a single-season school record with 59 steals.

1986-87 Season: Scored in double figures in the Badgers' final 14 Big Ten games (18.7 ppg) . . . led team and finished eighth in the Big Ten in conference-only scoring . . . earned team's "Most Improved" award . . . was fifth in the Big Ten in three-point accuracy . . . hit career-best seven of 11 three-point tries at Ohio State . . . led team in three-point field goals made in Big Ten play and was second in percentage . . . had career-best six steals against Michigan.



*"Trent is an explosive scorer and has worked hard on improving all aspects of his game. He proved last season that he was a big-time player when the game was on the line. He could fulfill his potential and be among the nation's elite this season."
— Head Coach Steve Yoder*



1985-86 Season: Started the season finale at Northwestern after missing 14 games with an ankle injury . . . averaged 12 points, 2.3 rebounds, 4.0 assists, and 30 minutes in the final three games of the season . . . led all UW freshmen in scoring.

High School: A four-year starter at Bolingbrook High School where he became the school's all-time leader in points, rebounds and assists . . . averaged 24.4 points and 7.8 rebounds per game his senior year . . . played in first Illinois-Wisconsin all-star game . . . averaged 20.3 ppg and 5.9 rpg, respectively in his prep career . . . first team all-conference selection all four years, while being named MVP three times . . . consensus all-state selection . . . also lettered twice in baseball . . . high school coach was Bob Mitchell.

Personal Data: Born 12/12/66 in Chicago, Illinois . . . made the honor roll four consecutive years in high school . . . made the Dean's List during both semesters of 1985-86 academic year . . . parents are Joseph and Carrie Jackson . . . majoring in Agricultural Economics . . . plans to pursue a career in accounting following graduation.

Favorites: Pro Basketball Player - Michael "Air" Jordan; Pro Athlete - Andre Dawson; Pro Sports Teams - Chicago Bears and Chicago Cubs; Musical Group - The Winans; Hobby - collecting baseball cards.

Career Highlight: Scored career high 47 points in prep game after dedicating the game to the memory of former Simeon star Ben Wilson who was fatally shot earlier that day.

CAREER STATISTICS

YEAR	G-GS	FG	FGA	PCT	3PT	3PTA	PCT	FT	FTA	PCT	REB	AVE	A	S	PF	PTS	AVE
1985-86	13-1	35	83	.422	—	—	—	5	10	.500	18	1.4	24	9	18	75	5.8
1986-87	28-13	129	289	.446	46	103	.447	46	59	.780	36	1.3	38	33	58	350	12.5
1987-88	28-28	192	426	.451	74	164	.451	88	106	.830	106	3.8	98	59	59	546	19.5
69-42 356 798 .446 120 267 .449 139 175 .794 160 2.3 160 101 135 971 14.1																	

BIG TEN STATISTICS

YEAR	G-GS	FG	FGA	PCT	3PT	3PTA	PCT	FT	FTA	PCT	REB	AVE	A	S	PF	PTS	AVE
1985-86	4-1	17	40	.425	—	—	—	2	3	.667	7	1.8	12	4	12	36	9.0
1986-87	16-12	96	212	.453	35	79	.443	35	46	.761	26	1.6	26	21	47	262	16.4
1987-88	18-18	125	278	.450	50	103	.485	47	59	.797	71	3.9	63	30	37	347	19.3
38-31 238 530 .449 85 182 .467 84 108 .778 104 2.7 101 55 96 645 17.0																	


UW CAREER HIGHS TO DATE

MOST POINTS: 30, vs Minnesota, Feb. 28, 1988
MOST REBOUNDS: 9, vs Purdue, Feb. 3, 1988
MOST ASSISTS: 7, vs Michigan State, Mar. 12, 1988
MOST FIELD GOALS: 11, vs Minnesota, Mar. 5, 1987; vs Iowa, Jan. 25, 1988
MOST FREE THROWS: 10, vs No. Illinois, Dec. 1, 1987; vs Minnesota, Feb. 28, 1988

TRI-CAPTAIN 50 DANNY JONES

**Forward, 6-6, 240, Junior
Rockford, Ill. (Boylan)**

A solid candidate for post-season honors . . . scored career-best 53 points against Taby of Sodertalje, Sweden's national champion, in Badgers' 1988 summer tour of Denmark, Finland and Sweden . . . one of the most dangerous low-post players in the Big Ten . . . will be counted on to provide more scoring and rebounding . . . the cornerstone of the Badgers' inside attack. **1988-88 Season:** Earned team's "Most Improved Player" award . . . earned United Press International third team All-Big Ten honors and Associated Press honorable mention All-Big Ten honors . . . became one of the most dominant frontcourt players in the Big Ten . . . set UW single-season record for field goal percentage in all games and is third in Big Ten games-only . . . led team in rebounding and finished second in scoring in all games . . . was fourth in the conference in field goal percentage . . . finished fifth in the Big Ten in scoring . . . averaged a team-high 22.1 points per game in the Badgers' last seven games.



"Danny has the ability to be unstoppable inside. Although he was often triple teamed, he proved he can play with anybody inside. We must get the ball in his hands when he's in a position to score."

— Head Coach Steve Yoder

1986-87 Season: Showed flashes of brilliance during freshman season . . . appeared in all 31 games . . . second on team in field goal accuracy . . . was one of the top newcomers in the Big Ten . . . fourth on the team in rebounding and fifth in scoring . . . scored in double figures 13 times.

High School: Led Boylan to the Illinois Class AA quarterfinals his senior year . . . averaged 21.5 points, 9.6 rebounds, and three blocks per game, while shooting 58% from the field and 70% from the line . . . NIC-10 Conference Player of the Year as a junior and as a senior . . . high school team had a record of 84-7 in his three years as a starter . . . had a 3.2 grade point average (4.0 scale) in high school and was a member of the National Honor Society . . . high school coach was Steve Goers.

Personal Data: Born 10/24/68 in Aurora, Illinois . . . parents are deceased . . . majoring in Agricultural Engineering.

Favorites: Pro Basketball Player - Adrian Dantley; Athlete - Roger Kingdom; Pro Sports Team - Dallas Cowboys; Musical Group - New Edition; Hobby - Fishing, playing pool and swimming.

CAREER STATISTICS

YEAR	G-GS	FG	FGA	PCT	3PT	3PTA	PCT	FT	FTA	PCT	REB	AVE	A	S	PF	PTS	AVE	
1986-87	31-23	101	181	.558	—	—	—	52	88	.591	99	3.2	21	9	83	254	8.2	
1987-88	26-25	176	309	.570	0	1	.000	89	124	.718	121	4.7	26	14	83	441	17.0	
		57-48	277	490	.565	0	1	.000	141	212	.665	220	3.9	47	23	166	695	12.2

BIG TEN STATISTICS

YEAR	G-GS	FG	FGA	PCT	3PT	3PTA	PCT	FT	FTA	PCT	REB	AVE	A	S	PF	PTS	AVE	
1986-87	18-15	56	103	.544	—	—	—	27	49	.551	53	2.9	12	3	46	139	7.7	
1987-88	16-16	124	217	.571	0	1	.000	50	72	.694	83	5.2	13	11	53	298	18.6	
		34-31	180	320	.563	0	1	.000	77	121	.636	136	4.0	25	14	99	437	12.9

UW CAREER HIGHS TO DATE

MOST POINTS: 28, vs Minnesota, Feb. 28, 1988
MOST REBOUNDS: 9, vs Marquette, Dec. 10, 1987; Indiana, Jan. 14, 1988
MOST ASSISTS: 4, vs Northern Illinois, Dec. 1, 1987
MOST FIELD GOALS: 13, vs Minnesota, Feb. 28, 1988
MOST FREE THROWS: 9, vs UNLV, Dec. 28, 1987


TRI-CAPTAIN 30 TOM MOLASKI

**Forward, 6-6, 195, Senior
Grafton, Wis. (Grafton)**

Will serve as a captain for the second consecutive season . . . an intelligent, multi-dimensional player . . . can play guard and swing positions . . . can run the offense from the guard or forward positions . . . has excellent court savvy . . . has ability to score inside and from the perimeter.

1987-88 Season: Co-captained squad . . . led team with a single-season, career-high 104 assists - fifth best single-season total in school history . . . tied for second on team with a career-high 106 rebounds . . . second on team with career-best 42 steals . . . grabbed a career-high 10 rebounds against Northern Iowa.

1986-87 Season: Saw duty at guard and forward . . . finished third on the team in assists . . . played 53 minutes in heartbreaking triple overtime loss to Indiana and led team with seven assists . . . dished out a career-high nine assists against Michigan . . . scored 21 points and added six rebounds against Michigan State.



"Tom does the little things that few people notice. He's always ready to play and does what ever it takes to win."

— Head Coach Steve Yoder



1985-86 Season: Played in every game primarily as the "sixth man" . . . started against Michigan and Michigan State . . . scored 14 points, grabbed six rebounds, and had three assists in the Michigan start . . . scored eight points and displayed clutch shooting ability in season-opening 68-65 victory at South Carolina . . . earned the "Freshman Achievement Award" . . . his 37 assists in Big Ten play ranked in a tie for second on the team . . . a versatile performer, he played guard, forward and center.

High School: Averaged 25.1 points, 9.2 rebounds, and 4.2 assists his senior year . . . selected to UPI's All-state first team and was The Milwaukee Sentinel's "Player of the Year" . . . three-time all-conference selection, and twice named the Braveland Conference "Player of the Year" . . . started 80 straight games and was a co-captain his last three years . . . also earned all-conference honors in baseball . . . team won conference championship his senior year . . . high school coach was Dennis Goecke.

Personal Data: Born 12/29/66 in Milwaukee, Wisconsin . . . made honor roll four consecutive years in high school . . . parents are Bob and Mary Molaski . . . majoring in Communication Arts.

Favorites: Pro Basketball Player - John Paxson; Pro Sports Team - Dallas Cowboys; Musical Group - Journey; Food - Steak; Hobbies - fishing, playing cards and reading Tim Locum's questionnaires.

Career Highlight: The Badgers' 1988 summer trip to Denmark, Finland and Sweden.

CAREER STATISTICS

YEAR	G-GS	FG	FGA	PCT	3PT	3PTA	PCT	FT	FTA	PCT	REB	A	S	PF	PTS	AVE	
1985-86	28-2	44	84	.524	—	—	—	36	54	.667	75	2.7	55	19	38	124	4.4
1986-87	27-9	26	60	.433	1	5	.200	28	40	.700	54	2.0	68	9	29	81	3.0
1987-88	28-19	49	128	.383	6	17	.353	54	67	.806	106	3.8	104	42	68	158	5.6
83-30																	
	119	272	438		7	22	.318	118	161	.733	235	2.8	227	70	135	363	4.4

BIG TEN STATISTICS

YEAR	G-GS	FG	FGA	PCT	3PT	3PTA	PCT	FT	FTA	PCT	REB	A	S	PF	PTS	AVE	
1985-86	18-2	32	58	.552	—	—	—	22	35	.629	41	2.3	37	12	29	86	4.8
1986-87	14-8	19	41	.463	0	1	.000	18	23	.783	34	2.4	43	4	17	56	4.0
1987-88	18-11	33	79	.418	6	14	.429	28	35	.800	60	3.3	67	25	47	100	5.6
50-21																	
	84	178	472		6	15	.400	68	93	.731	135	2.7	140	41	93	242	4.8

UW CAREER HIGHS TO DATE

MOST POINTS: 21, vs Michigan State, Jan. 22, 1987; vs Indiana, Feb. 24, 1988

MOST REBOUNDS: 10, vs Northern Iowa, Dec. 29, 1987

MOST ASSISTS: 9, vs Michigan, Jan. 24, 1987

MOST FIELD GOALS: 8, vs Michigan State, Jan. 22, 1987

MOST FREE THROWS: 7, vs Southern Illinois, Dec. 8, 1987



22 POLLIS ROBERTSON

**Forward, 6-7, 220, Senior
Wayne, Mich. (Memorial)**

Will be counted on to contribute to the Badgers' inside game this season . . . could see an increase in his playing time . . . a good jumper, he has worked on increasing his strength . . . a crowd favorite at the Wisconsin Fieldhouse due his enthusiasm on the court.

1987-88 Season: Saw action in 10 Big Ten games . . . scored two points each vs Michigan and Iowa . . . had eight points, three steals and two rebounds in an exhibition win vs Brandon University.

1986-87 Season: Appeared in 11 games with a season-high 12 minutes against Kentucky State . . . also scored season-high six points against the Thorobreds . . . pulled down career-high four rebounds at Northern Illinois.



"Pollis gives his teammates a lift with his enthusiasm and work ethic. He will provide excellent senior leadership for us this season."

— Head Coach Steve Yoder

1985-86 Season: Saw limited action as a freshman, playing only 69 minutes all year . . . posted career-high eight points against California State-Los Angeles . . . best overall performance was against Miami of Florida when he scored four points, grabbed three rebounds, and blocked one shot.

High School: Played center and led his conference in rebounding with a 13.9 per game average his senior year . . . also was fourth in scoring with 19.9 points per game . . . nominated to the 1985 McDonald's All-American High School Basketball Team . . . earned second team all-state honors in 1985 . . . played on Michigan national A.A.U. basketball all-star team during summer of 1985 . . . also lettered in football . . . captained and was MVP of basketball and football squads his sophomore, junior and senior years . . . high school coach was Chuck Henry.

Personal Data: Born 9/11/67 in Borne, Massachusetts . . . parents are Pollis and Ruby Robertson . . . majoring in Agricultural Economics . . . wants to eventually own and operate his own insurance agency.

Favorites: Pro Basketball Player - Adrian Dantley; Pro Athlete - Florence Griffith-Joyner; Pro Sports Team - Detroit Pistons; Entertainer - Anita Baker; Hobbies - bowling, jazz trumpet.

Career Highlights: Getting seven dunks in one half of a prep game and the Badgers' 8-0 record on their 1988 summer tour of Denmark, Finland and Sweden.

CAREER STATISTICS

YEAR	G-GS	FG	FGA	PCT	3PT	3PTA	PCT	FT	FTA	PCT	REB	AVE	A	S	PF	PTS	AVE
1985-86	13-0	5	16	.313	—	—	—	8	18	.444	13	1.0	1	0	4	18	1.4
1986-87	11-0	4	14	.286	—	—	—	2	4	.500	14	1.3	1	1	5	10	0.9
1987-88	15-0	1	7	.143	—	—	—	3	9	.333	6	0.4	0	0	1	5	0.3
		39-0	10	37	.270	—	—	13	31	.419	33	0.8	2	1	10	33	0.8

BIG TEN STATISTICS

YEAR	G-GS	FG	FGA	PCT	3PT	3PTA	PCT	FT	FTA	PCT	REB	AVE	A	S	PF	PTS	AVE
1985-86	8-0	1	8	.125	—	—	—	0	6	.000	7	0.9	0	0	1	2	0.3
1986-87	6-0	0	5	.000	—	—	—	1	2	.500	6	1.0	0	0	4	1	0.2
1987-88	10-0	1	6	.167	—	—	—	2	5	.400	5	0.5	0	0	1	4	0.4
		24-0	2	19	.105	—	—	3	13	.231	18	0.8	0	0	6	7	0.3

UW CAREER HIGHS TO DATE

MOST POINTS: 8, vs Cal State—LA, Nov. 27, 1985

MOST REBOUNDS: 4, vs Northern Illinois, Dec. 11, 1986

MOST ASSISTS: 1, vs San Francisco State, Dec. 2, 1985; Nebraska-Omaha, Nov. 28, 1986

MOST FIELD GOALS: 3, vs Kentucky State, Dec. 23, 1986; vs Cal State—LA, Nov. 27, 1985

MOST FREE THROWS: 2, vs Cal State-LA, Nov. 27, 1985

52 DARIN SCHUBRING

**Center, 6-10, 240, Senior,
Baraboo, Wis.**

Returns as starting center . . . could also see time in power forward role . . . excels at defense and rebounding . . . working on improving his offensive skills . . . has made tremendous gains in the weight room since his freshman season due to a strong work ethic.

1987-88 Season: Played in a career-high 28 games . . . was team's "Defensive Player of the Year" . . . averaged 5.1 ppg and 6.2 rpg in his career-high 13 starts . . . averaged a career-best 3.6 points and 4.1 rebounds in Big Ten play . . . had two of the best games of his college career against Big Ten runner-up Michigan . . . scored six points and grabbed a career-high 10 rebounds at Michigan . . . scored a career-high 11 points and grabbed 10 rebounds vs the Wolverines in Madison.

1986-87 Season: Saw limited playing time in 21 games, including 11 Big Ten contests . . . pulled down season-high six rebounds against Nebraska-Omaha . . . made all four free throw attempts against North Dakota State . . . also had four rebounds and two assists against the Bison.



1985-86 Season: Started the first nine games of the year and started three more after that in the Big Ten - vs Ohio State, Indiana, and Illinois . . . displayed ability to play the physical defense demanded in the Big Ten . . . played well in a 68-65 victory over South Carolina . . . grabbed four rebounds and helped shut down the inside game of the taller Gamecocks.

High School: Averaged 16.3 points and 12.9 rebounds per game during his varsity career, and 17.6 and 13.1, respectively his senior year . . . totaled 13 points and six rebounds in a winning effort for the North A squad in the 1985 WBCA prep all-star game . . . a 1985 All-state and all-conference selection . . . also lettered in football as a defensive end . . . high school coach was Glen Richgels.

Personal Data: Born 8/12/67 in Janesville, Wisconsin . . . parents are John and Judy Schubring . . . majoring in Agricultural-Business Management . . . plans to pursue a career in Sales and Marketing following graduation.

Favorites: Pro Basketball Player - James Worthy; Pro Sports Team - Los Angeles Lakers; Musical Groups - U2, REM, Eddie Money; Hobbies - Hunting, fishing and listening to music.

Career Highlight: Winning the Sectional final and going to the State tournament his junior year of high school.

CAREER STATISTICS


YEAR	G-GS	FG	FGA	PCT	3PT	3PTA	PCT	FT	FTA	PCT	REB	AVE	A	S	PF	PTS	AVE
1985-86	22-12	8	32	.250	—	—	—	9	15	.600	39	1.8	15	6	41	25	1.1
1986-87	21-0	6	13	.462	—	—	—	4	10	.400	24	1.1	2	5	13	16	0.8
1987-88	28-13	41	89	.461	—	—	—	11	36	.306	101	3.6	29	9	71	93	3.3
	71-25	55	134	.410	—	—	—	24	61	.393	164	2.3	46	20	125	134	1.9

BIG TEN STATISTICS

YEAR	G-GS	FG	FGA	PCT	3PT	3PTA	PCT	FT	FTA	PCT	REB	AVE	A	S	PF	PTS	AVE
1985-86	13-3	3	13	.231	—	—	—	1	6	.167	15	1.2	7	1	20	7	0.5
1986-87	11-0	0	1	.000	—	—	—	0	2	.000	4	0.4	0	1	3	0	0.0
1987-88	18-10	29	66	.439	—	—	—	6	22	.273	74	4.1	21	6	53	64	3.6
	42-13	32	80	.400	—	—	—	7	30	.233	93	2.2	28	8	76	71	1.7

UW CAREER HIGHS TO DATE

MOST POINTS: 11, vs Michigan, Feb. 11, 1988
MOST REBOUNDS: 10, vs Michigan, Jan. 21, 1988; Michigan, Feb. 11, 1988
MOST ASSISTS: 4, vs Michigan, Feb. 11, 1988
MOST FIELD GOALS: 5, vs Michigan, Feb. 11, 1988
MOST FREE THROWS: 4, vs Cal State-LA, Nov. 27, 1985; North Dakota State, Dec. 10, 1986; Northwestern, Jan. 30, 1988



"Darin proved his toughness in the Big Ten last season. We need him to pound the boards and play tough defense. He will be a key to our success this season."

— Head Coach Steve Yoder

41 ROB WILLEY

**Forward, 6-9, 220, Senior
Neenah, Wis.**



Expected to see action as a reserve power forward . . . one of the best jumpers and dunkers on the team . . . possesses a good touch on his outside shot for a big man . . . has worked hard in the weight room to make an impact on the squad this season.

1987-88 Season: Appeared in eight games, including five in Big Ten play . . . earned 1987-88 All-Academic All-Big Ten honors.

1986-87 Season: Sat out the season . . . worked in the weight room to improve his strength and endurance.

1985-86 Season: Saw limited action in nine appearances as a freshman.

High School: Was a key member of the Rockets as he averaged 14.1 points and 12.4 rebounds a contest as a senior . . . received honorable mention on the 1985 all-conference team . . . honorable mention Adidas All-American as a senior . . . selected by **Basketball Times** as one of top 10 "players to watch" in the country . . . high school coach was Ron Einerson.



**"Rob works hard in the classroom and on the court. He will challenge for playing time inside."
— Head Coach Steve Yoder**

Personal Data: Born 12/30/66 in Cleveland, Ohio . . . parents are Stephen and Georgia Willey . . . majoring in Computer Science . . . expected to graduate in May 1989 . . . plans to attend graduate school in Business and then pursue a career as a Systems Analyst.

Favorites: Pro Basketball Players - James Worthy and Kevin McHale; Pro Athlete - Michael Jordan; Pro Sports Team - Boston Celtics; Actor - Bill Murray; Musical Group - U2; Hobbies - Playing the guitar and fishing.

CAREER STATISTICS

YEAR	G-GS	FG	FGA	PCT	3PT	3PTA	PCT	FT	FTA	PCT	REB	AVE	A	S	PF	PTS	AVE
1985-86	9-0	1	2	.500	—	—	—	2	4	.500	4	0.4	0	1	2	4	0.4
1986-87	—	—	—	—	—	—	—	—	—	—	—	—	—	—	—	—	—
1987-88	8-0	1	2	.500	—	—	—	2	4	.500	3	0.4	0	0	2	4	0.5
	17-0	2	4	.500	—	—	—	4	8	.500	7	0.4	0	1	4	8	0.5

BIG TEN STATISTICS

YEAR	G-GS	FG	FGA	PCT	3PT	3PTA	PCT	FT	FTA	PCT	REB	AVE	A	S	PF	PTS	AVE
1985-86	4-0	1	1	1.000	—	—	—	0	0	.000	1	0.3	0	1	0	2	0.5
1986-87	—	—	—	—	—	—	—	—	—	—	—	—	—	—	—	—	—
1987-88	5-0	1	2	.500	—	—	—	2	4	.500	3	0.6	0	0	2	4	0.8
	9-0	2	3	.667	—	—	—	2	4	.500	4	0.4	0	1	2	6	0.7

UW CAREER HIGHS TO DATE

MOST POINTS: 2, vs Miami (FL), Dec. 7, 1985; Michigan, Feb. 26, 1986; Northwestern, Jan. 30, 1988

MOST REBOUNDS: 2, vs Ohio State, Feb. 13, 1988

MOST ASSISTS: none

MOST FIELD GOALS: 1, vs Michigan, Feb. 26, 1986; Northwestern, Jan. 30, 1988


MOST FREE THROWS: 2, vs Miami (FL) Dec. 7, 1985

53 KURT PORTMANN


**Forward, 6-11, 225, Junior
Sheboygan, Wis. (North)**

Expected to challenge for starting role at forward . . . worked hard in the weight room during the summer to improve his strength and stamina . . . an intense competitor . . . runs the floor well . . . expected to develop into a consistent scorer . . . ready to make an impact in the Big Ten.

1987-88 Season: Played in all 28 games . . . led team with 25 blocked shots . . . scored career-high 17 points, including 15 in the second half, against Marquette . . . grabbed career-high nine rebounds against Butler, including career-best six offensive rebounds . . . set a Big Ten career-high with nine rebounds at Northwestern . . . held Minnesota's leading scorer, Willie Burton, to 2 of 13 in field goal shooting in the Badgers' 81-70 win.



*"Kurt showed improvement at the end of last season. We expect him to assert himself on both ends of the court. His performance will be a key to the success of our inside attack."
— Head Coach Steve Yoder*



1986-87 Season: Played in 29 games . . . was second on the team with 13 blocked shots . . . scored 12 points vs. Pittsburgh in championship game of Rainbow Classic . . . was the Badgers' sixth man at the Rainbow Classic and averaged 9.7 points and 3.0 rebounds per game.

High School: Wisconsin Basketball Coaches Association 1986 "Mr. Basketball" . . . earned 1986 first team All-state and "Player of the Year" honors from Associated Press and United Press International . . . scored 18 points and had 12 rebounds in the 1986 WBCA high school all-star game . . . scored 17 points in a winning effort in the second annual Wisconsin-Illinois all-star game . . . chosen to represent the North squad in the Olympic Sports Festival in 1986 . . . high school had a record of 66-7 and advanced to the WIAA state tournament in each of his three years of play . . . team won the 1986 state tournament, defeating Appleton East . . . blocked six shots in the championship game . . . was the top scorer and the second leading rebounder in the tournament . . . high school coach was Tom Desotell.

Personal Data: Born 12/9/67 in Houston, Texas . . . parents are Dale and Kathleen Portmann . . . majoring in Agricultural Journalism . . . plans to pursue a career in Advertising following graduation.

Favorites: Pro Basketball Player - Larry Bird; Pro Sports Team - Boston Celtics; Musical Group - Grateful Dead; Hobbies - Listening to music and chewing gum.

Career Highlight - Winning state high school basketball championship in 1986.

CAREER STATISTICS

YEAR	G-GS	FG	FGA	PCT	3PT	3PTA	PCT	FT	FTA	PCT	REB	AVE	A	S	PF	PTS	AVE
1986-87	29-7	37	72	.514	—	—	—	32	55	.582	65	2.2	19	8	60	106	3.7
1987-88	28-23	62	160	.388	—	—	—	27	49	.551	101	3.6	33	16	94	151	5.4
		57-30	99	.232	.427	—	—	59	104	.567	166	2.9	52	24	154	257	4.5

BIG TEN STATISTICS

YEAR	G-GS	FG	FGA	PCT	3PT	3PTA	PCT	FT	FTA	PCT	REB	AVE	A	S	PF	PTS	AVE
1986-87	16-2	13	30	.433	—	—	—	8	15	.533	24	1.5	6	3	27	34	2.1
1987-88	18-13	27	76	.355	—	—	—	10	25	.400	47	2.6	21	8	65	64	3.6
		34-15	40	.106	.377	—	—	18	40	.450	71	2.1	27	11	92	98	2.9

UW CAREER HIGHS TO DATE

- MOST POINTS:** 17, vs Marquette, Dec. 10, 1987
- MOST REBOUNDS:** 9, vs Butler, Dec. 5, 1987; Northwestern, Mar. 5, 1988
- MOST ASSISTS:** 4, vs Northern Illinois, Dec. 1, 1987
- MOST FIELD GOALS:** 6, vs Marquette, Dec. 10, 1987
- MOST FREE THROWS:** 6, vs Pittsburgh, Dec. 30, 1986

20 BYRON ROBINSON


**Guard, 6-5, 185, Junior
Springfield, Ill. (Southeast)**

Will contend for playing time at point guard . . . a very competitive player . . . has worked to increase his strength and ball-handling skills.

1987-88 Season: Earned Associated Press honorable mention All-Big Ten honors . . . earned Big Ten "Player of the Week" honors for his performance vs Northern Iowa and Washington State . . . made his first collegiate start vs. Northern Iowa . . . had 17 points, six assists, five steals and five rebounds against the Panthers . . . started against Washington State and had 10 points, four rebounds, six assists and two steals . . . scored nine points and grabbed five rebounds in Badgers' 78-72 double overtime victory vs Michigan State.

1986-87 Season: Was red-shirted his freshman season to work on improving his strength and shooting skills.

High School: Scored 19.5 points and averaged 8.0 rebounds per game as a senior . . . earned team "Most Valuable Player" and "Most Improved Player" honors his senior year . . . earned "MVP" honors at 1985 Collinsville Holiday Tournament . . . first team all-conference and all-city as a



"Byron showed flashes of his ability at point guard last season. He's continued to work hard and show improvement. He could contribute as a starter or off the bench."

— Head Coach Steve Yoder

senior . . . earned second team all-city honors as a junior . . . an excellent student, he attained an A minus average in his classwork . . . high school coach was Tony Johnson.

Personal Data: Born 5/16/68 in Jackson, Mississippi . . . parents are George and Barbara Robinson . . . majoring in Sociology - Criminal Justice . . . made the Dean's List during the second semester of the 1987-88 academic year . . . plans to pursue a career in Business following graduation.

Favorites: Pro Basketball Player - Earvin "Magic" Johnson; Pro Sports Team - Los Angeles Lakers; Pro Athlete - Martina Navratilova; Musical Group - New Edition; Hobbies - Ping pong, waterskiing, swimming.

Career Highlight - Playing against his cousin, Jon Cox of Northern Iowa, in Las Vegas, Nevada during the 1987-88 season.

CAREER STATISTICS

YEAR	G-GS	FG	FGA	PCT	3PT	3PTA	PCT	FT	FTA	PCT	REB	AVE	A	S	PF	PTS	AVE
1986-87	—	—	—	—	—	—	—	—	—	—	—	—	—	—	—	—	—
1987-88	19-6	19	48	.396	—	—	—	25	33	.758	34	1.8	30	18	19	63	3.3
	19-6	19	48	.396	—	—	—	25	33	.758	34	1.8	30	18	19	63	3.3

BIG TEN STATISTICS


YEAR	G-GS	FG	FGA	PCT	3PT	3PTA	PCT	FT	FTA	PCT	REB	AVE	A	S	PF	PTS	AVE
1986-87	—	—	—	—	—	—	—	—	—	—	—	—	—	—	—	—	—
1987-88	14-4	12	38	.316	—	—	—	10	15	.667	23	1.6	17	11	14	34	2.4
	14-4	12	38	.316	—	—	—	10	15	.667	23	1.6	17	11	14	34	2.4

UW CAREER HIGHS TO DATE

MOST POINTS: 17, vs Northern Iowa, 12/29/87
MOST REBOUNDS: 5, vs N. Iowa, 12/29/87; Michigan State, 1/7/88; Ohio State, 1/9/88
MOST ASSISTS: 6, vs Northern Iowa, 12/29/87; Washington State, 1/3/88
MOST FIELD GOALS: 4, vs Northern Iowa, 12/29/87
MOST FREE THROWS: 9, vs Northern Iowa, 12/29/87


10 BILLY DOUGLASS

Guard, 6-5, 185, Sophomore
Lake Forest, Ill.



"Billy showed his ability to compete at point guard during our summer tour. He could make an impact on the team in the near future."

— Head Coach Steve Yoder



Will challenge for playing time at point guard . . . showed flashes of his ability on Badgers' 1988 summer tour of Denmark, Finland and Sweden. **1987-88 Season:** Missed his freshman season with a knee injury . . . has four seasons of eligibility remaining.

High School: A three-year starter at Lake Forest High school . . . member of all-area Chicago suburban team . . . North Suburban Conference "Player of the Year" for his performance during 1986-87 season . . . averaged 17.2 points, 10.1 assists, 5.3 rebounds and 4.0 steals per game . . . participated in 1987 city-suburban basketball classic . . . started for the suburban team which defeated the city team, 126-119 . . . earned two letters in football as a wide receiver and defensive back . . . earned all-county and all-conference honors at defensive back in 1986 . . . performed well in the classroom with a 3.78 grade-point-average . . . was an Illinois state scholar . . . high school coach was by Tom Myers.

Personal Data: Born 3/19/69 in South Bend, Indiana . . . parents are Robert and Carol Douglass . . . enrolled in Pre-Business program . . . has excelled in the classroom and has the potential to earn All-Big Ten academic honors.

Favorites: Pro Basketball Player - Earvin "Magic" Johnson; Pro Sports Team - Chicago Bears; Pro Athlete - Walter Payton; Musical Artist - Bruce Springsteen; Hobbies - Listening to music and watching all sports.

Career Highlight - The Badgers' 1988 summer tour of Denmark, Finland and Sweden.



44 TIM LOCUM

**Guard, 6-4, 175, Sophomore
Flora, Ill.**

One of the Big Ten's top returning three-point shooters . . . has worked on increasing his strength and driving to the hoop . . . one of the team's top free throw shooters . . . can spark the Badgers off the bench or in a starting role.

1987-88 Season: Third on the team in scoring . . . set the UW freshman single-game scoring record with 29 points vs Butler . . . tied a school record with seven three-point field goals vs Butler . . . was second on the team in three-point field goal shooting in all games . . . made a Big Ten career-high five of six three-point attempts vs Iowa . . . started and scored the Badgers' first nine points in an 81-70 victory vs Minnesota . . . made seven of eight free throw attempts vs Michigan State . . . played a career-high 29 minutes at Southern Illinois . . . had a career-best three steals each vs Marquette, Michigan State and Purdue . . . earned team's 1988 "Freshman Achievement Award".

High School: Earned first-team Class A All-state honors . . . averaged 27 points, 10 rebounds and six assists per game . . . Decatur Area "Player of the Year" . . . Evansville Area "Player of the Year" . . . led his high school team to a 26-5 record during the 1986-87 season . . . four-time all-conference selection . . . holds state record of 59 consecutive games of scoring in double figures . . . team had a 117-13 mark during his four-year varsity



*"Tim can light up the scoreboard with his three-point shooting ability. He's also worked hard to improve his overall game in order to compete for more playing time."
— Head Coach Steve Yoder*

career . . . holds the school's career scoring record with 2,074 points . . . also lettered in football and track . . . was an Illinois state scholar . . . high school coach was Tom Welch.

Personal Data: Born 2/8/69 in Naperville, Illinois . . . parents are Jeanne and Ed Locum . . . majoring in Communication Arts . . . plans to pursue a career in Broadcasting following graduation . . . one of his career goals is to be in a Lite Beer commercial.

Favorites: Basketball Player - Cory Lauderback; Pro Sports Team - Rhode Island Gulls; Pro Athlete - Vernon Deaton; Musical Artist - Rock Lobster and the Four Crayfish; Hobbies - Bigfoot hunting, lawn bowling and filling out questionnaires.

Career Highlight - Practice the day after Purdue beat Wisconsin 84-56 on Senior Night last season.

CAREER STATISTICS

YEAR	G-GS	FG	FGA	PCT	3PT	3PTA	PCT	FT	FTA	PCT	REB	AVE	A	S	PF	PTS	AVE
1987-88	28-3	58	137	.423	41	93	.441	30	35	.857	41	1.5	41	16	45	187	6.7

BIG TEN STATISTICS

YEAR	G-GS	FG	FGA	PCT	3PT	3PTA	PCT	FT	FTA	PCT	REB	AVE	A	S	PF	PTS	AVE
1987-88	18-2	36	86	.419	25	59	.424	19	22	.864	17	0.9	27	11	36	116	6.4

UW CAREER HIGHS TO DATE


MOST POINTS: 29, vs Butler, Dec. 5, 1987
MOST REBOUNDS: 7, vs Butler, Dec. 5, 1987
MOST ASSISTS: 6, vs Purdue, Mar. 3, 1988
MOST FIELD GOALS: 9, vs Butler, Dec. 5, 1987
MOST FREE THROWS: 7, vs Michigan State, Jan. 7, 1988

23 WILLIE SIMMS

**Guard, 6-5, 185, Sophomore
Pontiac, Mich. (Central)**


Will challenge for starting role on the wing . . . has the most natural ability on the squad . . . can play at all three perimeter positions . . . a good leaper . . . loves to play defense . . . has good quickness and the potential to be a great defender.

1987-88 Season: Made first career start against Butler . . . grabbed career-high five rebounds at UNLV . . . missed second semester due to academic problems but has regained his eligibility.



"Willie has the potential to be a strong contributor for us at the wing. His enthusiasm and natural talent can give the team a needed lift as a starter or off the bench."

— Head Coach Steve Yoder



High School: Averaged 18 points, eight rebounds and eight assists per game his senior year . . . competed in the Saginaw Valley Conference, one of the strongest leagues in Michigan . . . high school coach was Ralph Grubb.

Personal Data: Born 10/18/69 in Chicago, Illinois . . . parents are Willie and Donnie Simms . . . nicknamed "Ice" . . . majoring in Child and Family Resources . . . plans to pursue a career working with children following graduation.

Favorites: Pro Basketball Player - Earvin "Magic" Johnson; Pro Sports Team - Los Angeles Lakers; Pro Athlete - James Wilder; Musical Artist - Nia Peeples; Hobbies - Listening to music and watching television.

Career Highlights - Scored the winning layup in a game played in the Pontiac Silverdome and the attention the kids paid to us on our trip to Denmark, Finland and Sweden last summer.

CAREER STATISTICS

YEAR	G-GS	FG	FGA	PCT	3PT	3PTA	PCT	FT	FTA	PCT	REB	AVE	A	S	PF	PTS	AVE
1987-88	2-1	1	4	.250	—	—	—	2	5	.400	7	3.5	3	0	1	4	2.0

BIG TEN STATISTICS

YEAR	G-GS	FG	FGA	PCT	3PT	3PTA	PCT	FT	FTA	PCT	REB	AVE	A	S	PF	PTS	AVE
1987-88	0-0	0	0	.000	—	—	—	0	0	.000	0	0.0	0	0	0	0	0.0

UW CAREER HIGHS TO DATE

MOST POINTS: 3, vs UNLV, Dec. 28, 1987

MOST REBOUNDS: 5, vs UNLV, Dec. 28, 1987

MOST ASSISTS: 2, vs Butler, Dec. 5, 1987

MOST FIELD GOALS: 1, vs UNLV, Dec. 28, 1987



MOST FREE THROWS: 1, vs Butler, Dec. 5, 1987; UNLV, Dec. 28, 1987

43 PATRICK TOMPKINS

**Forward, 6-6, 245, Sophomore
Waukegan, Ill. (East)**

Expected to challenge for starting role this season at power forward . . . a strong rebounder and inside defensive player . . . an intense competitor . . . could be a force in the Big Ten . . . worked hard in the weight room during the summer and in the pre-season conditioning program . . . one of the team's better leapers . . . runs the floor well.

1987-88 Season: Made all five field goal attempts in his first collegiate game (vs Northern Illinois) . . . made six of eight attempts against Michigan and Ohio State . . . also grabbed collegiate high four offensive rebounds and scored career-high 16 points at Ohio State . . . averaged 9.7 points, 5.3 rebounds and 30 minutes in the final three games . . . averaged 10.5 points and 4.0 rebounds in final two games at Iowa and Michigan State.



**"Patrick could develop into a force to be reckoned with in the Big Ten this season. He's worked hard in the weight room and will battle for a starting inside spot."
— Head Coach Steve Yoder**

High School: A three-year starter at Waukegan East High School . . . averaged 16 points, 17 rebounds and three dunks per game his senior year . . . grabbed a single game high of 26 rebounds . . . team won the Central Suburban Conference North Division title . . . first-team all-conference selection . . . earned the league's "Most Valuable Player" award . . . earned Class AA honorable mention All-state honors . . . was the anchorman for the school's mile and two-mile relay track teams, which qualified for the 1986 Illinois state meet . . . high school coach was Larry Lennartz.

Personal Data: Born 11/19/69 in Waukegan, Illinois . . . parents are Patrick and Frances Tompkins . . . majoring in Communication Arts . . . plans to pursue a career in professional basketball and then a job in Broadcasting following graduation.

Favorites: Pro Basketball Player - Michael Jordan; Pro Sports Team - Los Angeles Lakers; Musical Group - Cameo; Hobbies - Listening to music and playing basketball.

Career Highlight - Bending a rim during the finals of a slam dunk contest in Sweden.

CAREER STATISTICS

YEAR	G-GS	FG	FGA	PCT	3PT	3PTA	PCT	FT	FTA	PCT	REB	AVE	A	S	PF	PTS	AVE	
1987-88	27	7	46	.95	.484	0	3	.000	28	54	.519	88	3.3	32	7	24	120	4.4

BIG TEN STATISTICS

YEAR	G-GS	FG	FGA	PCT	3PT	3PTA	PCT	FT	FTA	PCT	REB	AVE	A	S	PF	PTS	AVE	
1987-88	18	6	36	.69	.522	0	3	.000	20	36	.556	60	3.3	20	4	18	92	5.1


UW CAREER HIGHS TO DATE

- MOST POINTS:** 16, vs Ohio State, 2/13/88
- MOST REBOUNDS:** 9, vs UNLV, 12/28/87
- MOST ASSISTS:** 4, vs UNLV, 12/28/87
- MOST FIELD GOALS:** 6, vs Michigan, Jan. 21, 1988; Ohio State, 2/13/88
- MOST FREE THROWS:** 5, vs Purdue, Mar. 3, 1988

BADGER NEWCOMERS

40 JOHN ELLENSON

Forward, 6-7, 210, Sophomore
Menomonie, Wis. (Marquette Univ.)



An unselfish player who has impressive endurance and jumping ability . . . will make an impact on the team this season . . . transferred to Wisconsin from Marquette University at the 1987-88 semester break . . . will be eligible to play at the beginning of the 1988-89 second semester . . . has 2 1/2 years of eligibility left.

1986-87 Season: Played in 22 games for Marquette University as a freshman . . . scored four points against Wisconsin.

High School: Averaged 25.1 points and 11.1 rebounds his senior year at Menomonie High . . . led team to a berth in the state tournament . . . scored 40 points, grabbed 10 rebounds and blocked 10 shots in Sectional Final against Wausau East . . . a three-year starter, he captained the team his senior season . . . earned All-state honors in 1986 . . . earned conference "MVP" honors his junior and senior seasons . . . averaged 23.7 points and 9.4 rebounds during his junior year . . . earned four letters in track . . . earned all-conference honors in the high jump in 1985 and 1986 . . . was the conference's 1986 "MVP" in track . . . high school coach was Steve Schrantz.

Personal Data: Born 8/28/68 in Eau Claire, Wisconsin . . . parents are James and Elaine Ellenson . . . majoring in Elementary Education . . . plans to pursue a career as an Elementary School teacher.

Favorites: Pro Basketball Player - Mike Davis; Pro Sports Team - Green Bay Packers; Entertainer - Red Cedar Ramblers; Hobbies - sculpture and enjoying works of art.

Career Highlight - St. Patrick's basketball tourney in eighth grade.

CAREER STATISTICS

YEAR	G-GS	FG	FGA	PCT	3PT	3PTA	PCT	FT	FTA	PCT	REB	AVE	A	S	PF	PTS	AVE
1986-87	22	0	9	20.450	0	0	0.000	7	10	7.000	17	0.8	4	1	20	25	1.1

CAREER HIGHS TO DATE

MOST POINTS: 6, vs Fordham, Feb. 25, 1987

MOST REBOUNDS: 4, vs Loyola Marymount, Dec. 31, 1986

MOST ASSISTS: 1, four times, last time vs Dayton, Feb. 21, 1987

6 New guys on 3 pages

21 JAMES GILLESPIE

Guard, 6-4, 190, Junior
Detroit, Mich. (Highland Park CC)



The Badgers' second junior college transfer recruited by Steve Yoder . . . can play point guard, shooting guard or small forward . . . has the ability to step in and start at point guard . . . has a reputation as a tough defender with three-point shooting range.

Junior College: Earned 1988 Junior College All-American honors . . . averaged 26.2 points, 8.1 rebounds, 7.0 assists and 3.4 steals per game . . . scored 40 points or more three times, including a personal best of 46 points, during the 1987-88 season . . . also posted eight triple-doubles, including 36 points, 13 rebounds and 11 assists against Cuyahoga Community College in a regional tournament game . . . shot 63 percent from the field, including 55 percent from three-point range, and 78 percent from the free throw line . . . registered 35 dunks . . . also earned all-region honors and Michigan Community College Athletic Association "MVP" and first-team honors . . . averaged 12 ppg in a reserve role as a freshman . . . team posted a 55-16 record during his two seasons . . . junior college coach was Robert Dawson.

High School: Earned 1986 first team All-state, All-conference, all-metro and all-city honors at Redford High School . . . averaged 23 ppg his senior year as a shooting guard . . . played point guard as a sophomore and junior . . . posted a 3.5 grade-point-average on a 4.0 scale . . . also lettered in baseball . . . high school coach was Maurice Menefee.


Personal Data: Born 1/25/68 in Philadelphia, Pennsylvania . . . parents are James and Sheila Gillespie . . . majoring in Communication Arts . . . plans to pursue a career in professional basketball and then a job in Broadcasting following graduation.

Favorites: Pro Basketball Player - Michael Jordan; Pro Sports Team - Los Angeles Lakers; Musical Group - Run DMC; Hobbies - Listening to music and playing baseball.

Career Highlight - Being named a NJCAA All-American.

12 BRIAN GOOD

Guard, 6-1, 180, Freshman
Rossville, Ind.



Will challenge for playing time at point guard . . . was one of the top prep shooters in Indiana his senior year . . . an excellent passer with three-point shooting range.

High School: Averaged 28.8 points, 6.0 rebounds and 6.2 assists per game his senior year . . . shot 47 percent from three-point range . . . ranks second in the nation in all-time prep free throw shooting (466 of 536, .869) behind Steve Alford . . . holds 12 school records including: career scoring, assists, and free throw shooting percentage . . . led the varsity in scoring and assists during his freshman, sophomore, junior and senior seasons . . . had single-game career high 15 assists his senior year . . . member of the 1987-88 Converse National High School All-American team . . . earned consensus Indiana All-state honors . . . chosen an Indiana All-Star "Showcase Shooter" . . . Indiana Basketball Coaches Association Academic All-State selection . . . earned three letters in golf . . . high school coach was Bob Knapp.


Personal Data: Born 9/15/69 in Anderson, Indiana . . . parents are Larry and Connie Good . . . majoring in Pre-Secondary Education . . . plans to pursue a career in teaching and coaching following graduation.

Favorites: Pro Basketball Players - Isaiah Thomas and Larry Bird; Pro Sports Team - Boston Celtics; Musical Artist - Bobby Brown; Hobbies - Basketball, golf and fishing.

Career Highlight - Establishing his high school's career records for assists in his junior year and scoring during his senior year.

55 GREG SIPLA

Forward-Center, 6-10, 225, Senior
Racine, Wis. (Case)



Walked on to the team during 1987-88 season after transferring from the University of Wisconsin-Parkside . . . came to Madison to pursue a degree in Engineering . . . sat out last season due to NCAA transfer rules . . . is eligible to compete this season . . . has two years of eligibility remaining . . . played two seasons at UW-Parkside . . . scored college career-high 10 points against UW-Milwaukee . . . team posted a 43-17 record during his career . . . college coach was Rees Johnson.

High School: Earned second team all-conference honors in 1985 at Racine Case . . . averaged 13.3 points and 11.6 rebounds per game . . . posted single-game, career-highs of 32 points and 22 rebounds . . . also lettered in track in the high jump . . . made honor roll five of his final six semesters . . . high school coach was Bill Greiten.

Personal Data: Born 3/21/67 in Rockford, Illinois . . . parents are Thomas and Marlene Sipla . . . majoring in Industrial Engineering . . . plans to pursue a career in Industrial Engineering with an emphasis in quality control.

Favorites: Pro Basketball Player - Michael Jordan; Pro Sports Team - Chicago Bears; Musical Group - Rolling Stones; Hobbies - Golf, fishing and chess.

Career Highlight - Missing his high school's single-game scoring record by one point.

THE STRENGTH PROGRAM

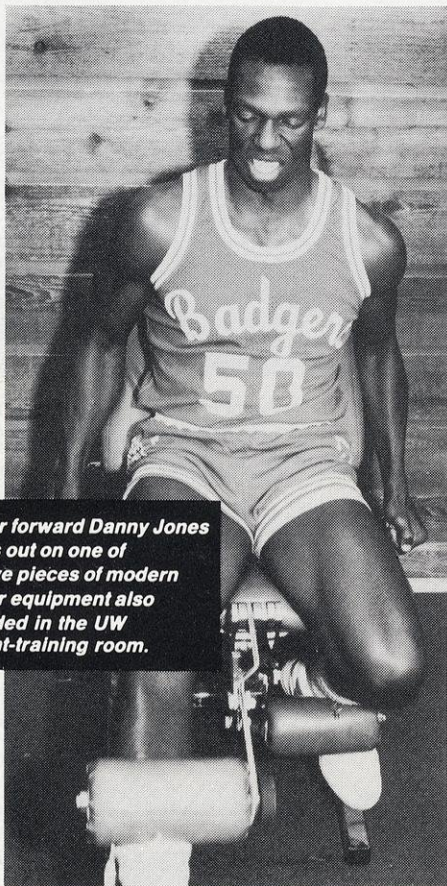
*stays as 1 page
(moves to p.28)*

At the University of Wisconsin, the "physical fitness" of student-athletes is of primary concern.

Under the guidance of Ken Ellett and Jim Hyne, the UW strength program is recognized as one of the most successful and complete in the Big Ten.


"We use input from the coaching staff, basketball trainer and strength coach to build a complete conditioning and weight training program," Hyne said. "As a group we discuss what the basketball program needs to become more successful. We then structure a program for the entire team that still has the flexibility to be specialized to an individual player's needs."

Strength training at Wisconsin consists of several year-round programs. In basketball, the strength program includes a pre-season conditioning and weight training program, an in-season maintenance program, as well as Spring and Summer programs. The basketball team normally uses the strength training facility two hours per day, three days per week.



Junior forward Danny Jones works out on one of the five pieces of modern Kelser equipment also included in the UW weight-training room.

Each sport that utilizes the weight room is fully supervised by Hyne and his staff. They will analyze and chart an individual athlete's week-by-week progress, as well as plan individual and team conditioning programs for the school's men's and women's sports. Strength training at the University of Wisconsin means more than




The 4,000-square foot strength training facility includes 21 free-weight stations, seven squat stations (including four electric squat racks), ten bench press stations, and more than 38,000-pounds of free bench press stations, four wall-pully cable weights.

just weight lifting. It also includes agility and flexibility development.

"The key to our program is the backing of the coaching staff," Hyne said. "They realize that our aim isn't to build a team of weightlifters. We want a team of basketball players who can be the best that they can

Senior center Darin Schubring is one of the many athletes who have recorded tremendous gains in strength and endurance under the supervision of the UW strength coaches.




be in regards to jumping ability, strength, speed, quickness and stamina."

Open from 7:00 am to 8:00 pm five days per week, Camp Randall's 4,000 square foot Wisconsin weight room contains some of the finest training equipment on the market today. Hyne points to 38,000 pounds of free weight, 21 olympic bars, 21 free-weight stations, seven squat stations (of which four are electric squat racks), 10 bench press stations, four wall-pully cable stations, five pieces of Kelser equipment (based on pneumatic pressure and used especially for high-speed training), and two full set dumbbells (5-100 pounds, in five-pound increments).

In addition to the weight room in Camp Randall, the basketball team has a weight room in the UW Fieldhouse available for use during practice sessions.

And the newly opened Dave McClain Athletic Facility houses an 8,500 square foot state-of-the-art, computerized weight room. Along with all new training equipment is a separate computer room for evaluating athletes, a maintenance room, strength training offices, and a glass-enclosed conference area with seating for 10 to 15 people.

3 photos like 71



OPPORTUNITIES

MEMBER DIRECTORY

**111 Plaza Drive, Suite 600
Schaumburg, IL 60173-4990
PHONE: (312) 605-3933
FAX #: (312) 517-8955**

STAFF DIRECTORY

COMMISSIONER:

Wayne Duke

ASSISTANT COMMISSIONERS:

Phyllis Howlett

Clarence Underwood

SUPERVISOR/BASKETBALL OFFICIALS:

Bob Wortman

ASSOCIATE COMMISSIONER:

John Dewey

DIRECTOR OF SERVICE BUREAU:

Mark Rudner

ASSISTANT DIRECTORS:

Dennis LaBissoniere

Jan Miller

UNIVERSITY OF ILLINOIS

Location: Champaign-Urbana, IL 61820

Founded: 1867

Enrollment: 34,500

Nickname: Fighting Illini

Colors: Orange and Blue

Arena: Assembly Hall (16,153)

Athletic Director: TBA

Phone: (217) 333-3630

Head Coach: Lou Henson

Phone: (217) 333-3400

SID: Tab Bennett

Phone: (217) 333-1390

INDIANA UNIVERSITY

Location: Bloomington, IN 47405

Founded: 1820

Enrollment: 33,000

Nickname: Hoosiers

Colors: Cream and Crimson

Arena: Assembly Hall (17,357)

Athletic Director: Ralph Floyd

Phone: (812) 335-1966

Head Coach: Bob Knight

Phone: (812) 335-2238

SID: Kit Klingelhofer

Phone: (812) 335-0847

UNIVERSITY OF IOWA

Location: Iowa City, IA 52242

Founded: 1847

Enrollment: 30,000

Nickname: Hawkeyes

Colors: Gold and Black

Arena: Carver-Hawkeye Arena (15,500)

Athletic Director: Bump Elliott

Phone: (319) 335-9435

Head Coach: Tom Davis

Phone: (319) 335-9444

SID: George Wine

Phone: (319) 335-9411

UNIVERSITY OF MICHIGAN

Location: Ann Arbor, MI 48109

Founded: 1817

Enrollment: 34,495

Nickname: Wolverines

Colors: Maize and Blue

Arena: Crisler Arena (13,609)

Athletic Director:

Glenn 'Bo' Schembechler

Phone: (313) 763-4422

Head Coach: Bill Frieder

Phone: (313) 763-5504

SID: Bruce Madej

Phone: (313) 763-4423

MICHIGAN STATE UNIVERSITY

Location: East Lansing, MI 48824

Founded: 1855

Enrollment: 42,096

Nickname: Spartans

Colors: Green and White

Arena: Jenison Field House (10,004)

Athletic Director: Doug Weaver

Phone: (517) 355-1623

Head Coach: Jud Heathcote

Phone: (517) 355-1643

SID: Ken Hoffman

Phone: (517) 355-2271

UNIVERSITY OF MINNESOTA

Location: Minneapolis, MN 55455

Founded: 1851

Enrollment: 47,000

Nickname: Golden Gophers

Colors: Maroon and Gold

Arena: Williams Arena (17,345)

Athletic Director:

Holger Christiansen (Interim)

Phone: (612) 625-9579

Head Coach: Clem Haskins

Phone: (612) 625-3085

SID: Bob Peterson

Phone: (612) 625-4090

NORTHWESTERN UNIVERSITY

Location: Evanston, IL 60201

Founded: 1851

Enrollment: 7,467

Nickname: Wildcats

Colors: Purple and White

Arena: Welsh-Ryan Arena (8,117)

Athletic Director: Dr. Bruce Corrie

Phone: (312) 491-3205

Head Coach: Bill Foster

Phone: (312) 491-7904

SID: Sharon Miller

Phone: (312) 491-7503

OHIO STATE UNIVERSITY

Location: Columbus, OH 43210

Founded: 1873

Enrollment: 53,000

Nickname: Buckeyes

Colors: Scarlet and Gray

Arena: St. John (13,320)

Athletic Director: James L. Jones

Phone: (614) 292-7572

Head Coach: Gary Williams

Phone: (614) 292-0505

SID: Steve Snapp

Phone: (614) 292-6861

PURDUE UNIVERSITY

Location: West Lafayette, IN 47907

Founded: 1869

Enrollment: 34,969

Nickname: Boilermakers

Colors: Old Gold and Black

Arena: Mackey Arena (14,123)

Athletic Director: George King, Jr.

Phone: (317) 494-3189

Head Coach: Gene Keady

Phone: (317) 494-3214

SID Coordinator: Mark Adams

Phone: (317) 494-3200

UNIVERSITY OF WISCONSIN

Location: Madison, WI 53711

Founded: 1849

Enrollment: 43,368

Nickname: Badgers

Colors: Cardinal and White

Stadium: Wisconsin Fieldhouse (11,895)

Athletic Director:

Dr. A.L. "Ade" Sponberg

Phone: (608) 262-2311

Head Coach: Steve Yoder

Phone: (608) 262-4597

SID: Jim Mott

Phone: (608) 262-1811

UNIVERSITY OF OREGON

Nov. 26, 3:05 p.m. CST, UW Fieldhouse

QUICK FACTS

LOCATION: Eugene, Oregon 97403
 ENROLLMENT: 18,000
 NICKNAME: Ducks
 COLORS: Emerald Green, Lemon Yellow
 ARENA: McArthur Court (10,099)
 CONFERENCE: Pacific-10
 ATHLETIC DIRECTOR: Bill Byrne

BASKETBALL OFFICE

HEAD COACH: Don Monson (Idaho, 1955)
 (503) 686-4347

OREGON RECORD: 74-74 (5 years)
 CAREER RECORD: 174-115 (10 years)
 ASSISTANT COACHES: George Libbon, Morris Hodges,
 Steve Eggink

QUICK STATS

1987-88 RECORD: 16-14, 10-8 (5th)
 LETTERMEN RETURNING/LOST: 10/3
 STARTERS RETURNING/LOST: 3/2
 SERIES RECORD VS. UW: 1-2 Oregon

SPORTS INFORMATION

SID: Steve Hellyer (503) 686-5488
 Home: (503) MUD-DUCK
 ASS'T SID: Jamie Klund
 BASKETBALL PRESS BOX PHONE: (503) 686-4497
 FAX PHONE NUMBER: (503) 686-5449


1988-89 RETURNEES

NAME	GP	POS	YR	HT	PPG	RPG	APG
*FRANK JOHNSON	30-27	G	Sr	6-1	12.1	3.4	3.3
*RANDY GRANT	30-30	F	Sr	6-6	9.9	7.4	3.2
*BRETT COFFEY	30-20	C	Sr	6-8	6.1	4.6	0.9
**Steve Ranninger	28-0	G	Jr	6-3	3.4	0.9	0.4
**Tony Hargain	23-2	G	Jr	6-1	3.0	0.6	0.9
*Jeff Crawford	26-2	G/F	Sr	6-8	2.4	1.4	0.5
*Richard Lucas	25-5	F/C	So	6-7	2.4	3.2	0.4
**Greg Senior	22-3	C	Sr	6-11	1.6	1.2	0.3
*Mike Helms	15-2	G	So	6-3	1.0	0.5	0.2
*David Blair	14-0	F	So	6-6	0.9	0.4	0.1


Note: Returning starters in ALL CAPS; letters earned *

1988-89 NEWCOMERS


NAME	POS	YR	HT	HOMETOWN (School)
Eric Dunn	C	Jr	6-8	Playa del Rey, CA (El Camino College)
Ulysses Foston	G	So	6-3	Milledgeville, GA (Baldwin H.S.)
Alfred Hanson	G/F	Fr	6-5	New Orleans, LA (St. Augustine's)
Marzel Price	F	Jr	6-9	Pittsburgh, CA (Diablo Valley College)
Keith Reynolds	G/F	Jr	6-6	Springfield, OR (College of Southern Idaho)



Coach Don Monson



Randy Grant



1988-89 SCHEDULE

11/26	at Wisconsin
12/1	WHITWORTH
12/6	at Portland
12/9	at Hawaii Classic vs Boston University
12/10	Hawaii or Tennessee Tech
12/20	CAL-SANTA BARBARA
12/23	PURDUE
12/27	at Far West Classic (Chicago State)
12/29	Mid. Tennessee St./Clemson
12/30	at Far West Classic
1/5	USC
1/7	UCLA
1/12	at Arizona State
1/14	at Arizona
1/19	WASHINGTON STATE
1/21	WASHINGTON
1/26	at Stanford
1/28	at California
2/2	at UCLA
2/5	at USC
2/9	ARIZONA
2/11	ARIZONA STATE
2/16	at Washington
2/18	at Washington State
2/23	STANFORD
2/26	CALIFORNIA
3/2	OREGON STATE
3/5	at Oregon State
3/9	Pac-10 Tourney, First Round
3/10	Pac-10 Tourney, Quarterfinals
3/11	Pac-10 Tourney, Semifinals
3/12	Pac-10 Tourney, Finals

FERRIS STATE UNIVERSITY

Nov. 28, 7:05 p.m. CST, UW Fieldhouse

QUICK FACTS

LOCATION: Big Rapids, MI 49307
 ENROLLMENT: 11,792
 NICKNAME: Bulldogs
 COLORS: Crimson and Gold
 ARENA: Wink Arena (4,175)
 CONFERENCE: Great Lakes Intercollegiate Athletic
 ATHLETIC DIRECTOR: Dean Davenport

BASKETBALL OFFICE

HEAD COACH: Tom Ludwig (Michigan, 1965)
 (616) 592-2877

FERRIS STATE RECORD: 131-65 (7 years)
 CAREER RECORD: 199-97 (11 years)
 ASSISTANT COACH: Gary Waters

QUICK STATS

1987-88 RECORD: 25-5, 14-2 (1st)
 LETTERMEN RETURNING/LOST: 9/3
 STARTERS RETURNING/LOST: 3/2
 SERIES RECORD VS. UW: 1st Meeting

SPORTS INFORMATION

SID: Ted Halm (616) 592-2331
 Home: (616) 796-6087
 ASS'T SID: Sue Bragoe
 BASKETBALL PRESS BOX PHONE: N/A
 FAX PHONE NUMBER: N/A


1988-89 RETURNEES

NAME	GP	POS	YR	HT	PPG	RPG	APG
**MARCUS KENNEDY	30-30	F/C	Jr	6-6	19.9	9.2	0.5
**JARVIS WALKER	30-30	G	Sr	6-1	17.1	6.8	5.8
**Richard Legreair	29-2	G	Sr	6-1	14.3	2.8	2.7
**David Tuck	30-0	F	Jr	6-4	8.5	2.3	1.4
*Dennis Douglas	27-1	F	Sr	6-5	5.5	4.1	1.9
*JEFF BYRD	30-30	G	Jr	6-0	3.3	1.8	2.9
*Darnell Johnson	23-0	F	Sr	6-4	1.8	1.3	0.3
**Paul Geelen	15-0	C	Sr	6-10	1.1	1.3	0.3
*Mike Hale	10-0	F	So	6-5	1.1	1.1	0.1


Note: Returning starters in ALL CAPS; letters earned *

1988-89 NEWCOMERS

NAME	POS	YR	HT	HOMETOWN (School)
Mike Johnson	G	Fr	6-2	Flushing, MI
Eugene McCruiter	G	Jr	6-5	Mansfield, OH (Grand Rapids JC)
Bill Patton	G	Jr	6-1	Richmond, MI (St. Clair County C.C.)
Greg Hibbitts	F	So	6-8	Byron Center, MI



Coach Tom Ludwig



Jarvis Walker



1988-89 SCHEDULE

11/22	SPRING HARBOR
11/28	at Wisconsin
12/1	at UW-Parkside
12/3	at UW-Green Bay
12/7	CALVIN COLLEGE
12/10	SAGINAW VALLEY STATE
12/13	UW-PARKSIDE
12/15	KENTUCKY STATE
12/17	at Northwood
12/20	at Indiana-Purdue (IUPUI)
1/2	AQUINAS COLLEGE
1/5	GRAND VALLEY STATE
1/7	WAYNE STATE
1/12	at Northern Michigan
1/14	at Michigan Tech
1/19	NORTHWOOD
1/21	OAKLAND
1/26	HILLSDALE
1/28	LAKE SUPERIOR STATE
2/2	at Grand Valley State
2/4	at Wayne State
2/9	NORTHERN MICHIGAN
2/11	MICHIGAN TECH
2/13	at Lake Superior State
2/18	at Oakland
2/23	at Hillsdale
2/27	at Saginaw Valley State
3/4	at Kentucky State

UNIVERSITY OF MAINE

Dec. 2, 9:00 p.m. CST, First Bank Classic

QUICK FACTS

LOCATION: Orono, ME 04469
 ENROLLMENT: 11,500
 NICKNAME: Black Bears
 COLORS: Blue and White
 ARENA: Bangor Auditorium (6,300)
 CONFERENCE: ECAC North Atlantic
 ATHLETIC DIRECTOR: Dr. Kevin White

BASKETBALL OFFICE

HEAD COACH: Rudy Keeling (Quincy College, 1970)
 (207) 581-1094

MAINE RECORD: 1st year
 CAREER RECORD: 1st year
 ASSISTANT COACHES: Mike Jaskulski, Frederick Hill

QUICK STATS

1987-88 RECORD: 13-15, 10-8 (5th)
 LETTERMEN RETURNING/LOST: 10/3
 STARTERS RETURNING/LOST: 5/0
 SERIES RECORD VS. UW: First meeting

SPORTS INFORMATION

SID: Len Harlow (207) 581-1086
 Home: (207) 945-5221
 ASS'T SID: Ian McCaw
 BASKETBALL PRESS BOX PHONE: N/A
 FAX PHONE NUMBER: (207) 581-1055


1988-89 RETURNEES

NAME	GP	POS	YR	HT	PPG	RPG	APG
**REGGIE BANKS	28-25	F	Sr	6-4	18.1	5.5	1.6
**T.J. FORESTER	28-26	G	Sr	6-3	13.4	2.4	2.1
***MATT ROSSIGNOL	28-28	G	Sr	6-0	11.8	2.3	3.9
***AMADOU COCO BARRY	27-26	C	Jr	6-8	11.6	9.4	1.3
**GUY GOMIS	27-26	F	Jr	6-7	7.0	6.7	1.1
**Dean Smith	24-2	G	Jr	6-2	3.4	2.3	0.8
*Todd Hanson	22-0	G	Jr	5-11	2.8	1.1	1.6
**Mike LaPlante	23-2	F	Sr	6-6	2.3	3.0	0.7
*Curtis Robertson	24-2	C	So	6-10	2.2	2.0	0.1
**Todd Taylor	9-0	C	Sr	6-10	0.7	0.7	0.1


Note: Returning starters in ALL CAPS; letters earned *

1988-89 NEWCOMERS

NAME	POS	YR	HT	HOMETOWN (School)
Shelton Kerry	G	Fr	6-4	Milwaukee, WI (Vincent)
Martin Higgins	G	Fr	6-0	Nutley, NJ (Nutley)



Coach Rudy Keeling



Matt Rossignol



1988-89 SCHEDULE

11/27	CHICAGO STATE
11/30	at DePaul
12/2	at First Bank Classic vs. Wisconsin
12/3	at First Bank Classic vs. Rice/Marquette
12/7	at Boston College
12/16	at Dartmouth Tournament
12/17	at Dartmouth Tournament
12/27	at Providence
1/4	NORTHEASTERN
1/7	HARTFORD
1/11	at Boston University
1/14	at New Hampshire
1/19	NIAGARA
1/21	BOSTON UNIVERSITY
1/24	at Hartford
1/28	at Northeastern
2/2	CANISIUS
2/4	COLGATE
2/9	at Niagara
2/11	at Canisius
2/16	SIENA
2/18	VERMONT
2/23	at Siena
2/25	at Colgate
3/1	NEW HAMPSHIRE
3/4	at Vermont

RICE UNIVERSITY

Dec. 3, 7:00 or 9:00 p.m. CST, First Bank Classic

QUICK FACTS

LOCATION: Houston, TX 77251
 ENROLLMENT: 2,600
 NICKNAME: Owls
 COLORS: Blue and Gray
 ARENA: Austry Court (5,400)
 CONFERENCE: Southwest
 ATHLETIC DIRECTOR: Jerry Berndt

BASKETBALL OFFICE

HEAD COACH: Scott Thompson (Iowa, 1976)
 (713) 527-4075

RICE RECORD: 6-21 (1 year)
 CAREER RECORD: 6-21 (1 year)
 ASSISTANT COACHES: Grey Giovanine, Willis Wilson, Tom Billeter

QUICK STATS

1987-88 RECORD: 6-21, 3-13 (8th-tie)
 LETTERMEN RETURNING/LOST: 9/3
 STARTERS RETURNING/LOST: 5/0
 SERIES RECORD VS. UW: 1-1

SPORTS INFORMATION

SID: Bill Cousins (713) 527-4034
 Home: (713) 363-1456
 ASS'T SID: Mark Sanders
 BASKETBALL PRESS BOX PHONE: (713) 527-4034
 FAX PHONE NUMBER: (713) 527-6019

1988-89 RETURNEES

NAME	GP	POS	YR	HT	PPG	RPG	APG
*DAVID WILLIE	27-27	G/F	So	6-5	15.4	3.9	1.7
***RONALD ROBERTSON	27-25	G	Sr	6-4	13.2	5.9	1.7
***ANDY GILCHRIST	27-27	C	Sr	6-8	9.8	5.4	1.3
**DWAYNE TANNER	27-27	G	Jr	5-9	8.6	4.1	4.7
*Dave Mlachnik	11-0	G	Jr	6-1	7.3	1.7	0.6
***RICHARD HOLMES	27-18	F	Sr	6-7	4.5	4.4	1.3
**Kevin Ruffcorn	22-6	C	Jr	6-8	2.1	1.9	0.6
*Chip Scott	24-0	C	So	6-10	1.7	1.3	0.1
***Glenn Youngkin	15-0	F	Sr	6-7	0.5	0.5	0.2


Note: Returning starters in ALL CAPS; letters earned *

1988-89 NEWCOMERS

NAME	POS	YR	HT	HOMETOWN (School)
Dana Hardy	G	Fr	6-0	Aurora, CO (Gateway)
Greg Johnson	G	Fr	6-3	Austin, TX (Crockett)
Will Strickland	G	Fr	6-4	Detroit, MI (Killien TX, C.E. Ellison)
Greg Price	C-F	Fr	6-10	Littleton, CO (Arapahoe)
Kenneth Rourke	F-C	Fr	6-10	Tulsa, OK (Nathan Hale)



Coach Scott Thompson



Ronald Robertson



1988-89 SCHEDULE

11/25	at Detroit
11/28	at Mississippi State
11/30	ALCON STATE
12/2	at First Bank Classic vs. Marquette
12/3	at First Bank Classic vs. Maine/Wisconsin
12/8	SOUTHERN (LA)
12/10	NEVADA-RENO
12/22	LAMAR
12/28	at Northern Illinois
12/30	at Indiana State
1/4	at Houston
1/7	TEXAS TECH
1/11	TEXAS
1/15	at Texas Christian
1/19	at SMU
1/22	TEXAS A&M
1/25	BAYLOR
1/28	at Arkansas
2/1	EASTERN NEW MEXICO
2/5	HOUSTON
2/8	at Texas Tech
2/11	at Texas
2/15	TEXAS CHRISTIAN
2/18	SMU
2/21	at Texas A&M
2/25	at Baylor
3/1	ARKANSAS
3/10	SWC Post-Season Classic (Dallas)
3/11	SWC Post-Season Classic
3/12	SWC Post-Season Classic

MARQUETTE UNIVERSITY

Dec. 3, 7:00 or 9:00 pm. CST, First Bank Classic

Dec. 12, 7:05 p.m. CST, UW Fieldhouse

QUICK FACTS

LOCATION: Milwaukee, WI 53233
 ENROLLMENT: 12,000
 NICKNAME: Warriors
 COLORS: Royal Blue and Gold
 ARENA: Bradley Center (18,000)
 CONFERENCE: Independent
 ATHLETIC DIRECTOR: Bill Cords

BASKETBALL OFFICE

HEAD COACH: Bob Dukiet (Boston College, 1970)
 (414) 224-7130

MARQUETTE RECORD: 26-31 (2 years)

CAREER RECORD: 161-95 (9 years)

ASSISTANT COACHES: Tom McConnell, Bo Ellis

QUICK STATS

1987-88 RECORD: 10-18

LETTERMEN RETURNING/LOST: 9/3

STARTERS RETURNING/LOST: 3/2

SERIES RECORD VS. UW: 47-45 Wisconsin

SPORTS INFORMATION

SID: Betsy Van Sickle (414) 224-7447
 Home: (414) 351-5428

ASS'T SID: Marian Topp

BASKETBALL PRESS BOX PHONE: TBA

FAX PHONE NUMBER: (414) 224-6519


1988-89 RETURNEES

NAME	GP	POS	YR	HT	PPG	RPG	APG
*TONY SMITH	28-25	G	Jr	6-3	13.1	4.5	2.9
*TREVOR POWELL	27-22	F	So	6-6	11.9	6.0	0.7
*MARK ANGLAVAR	28-17	G	So	6-3	7.7	2.4	2.8
*Charles Luter	27-2	F/G	So	6-4	5.1	1.2	1.1
*Joe Nethen	12-6	C	So	6-7	5.1	2.7	0.1
*John Luerck	28-10	F	So	6-7	3.5	4.0	0.6
*Anthony Candelino	23-6	G	So	5-11	2.8	1.2	1.4
*Rod Grosse	27-6	C	So	6-10	1.6	1.9	0.3
*Mike Flory	—	F	Sr	6-5	—	—	—


Note: Returning starters in ALL CAPS; letters earned *

1988-89 NEWCOMERS

NAME	POS	YR	HT	HOMETOWN (School)
Tyrone Baldwin	F	Jr	6-6	Pittsburgh, PA (Cowley County CC (KS))
Joe Krysiak	F	Fr	6-7	Milwaukee, WI (Thomas More)
Gerald Posey	G	So	6-0	Trenton, NJ (McCorristan)



Coach Bob Dukiet



Tony Smith



1988-89 SCHEDULE

11/25	at Investor's Classic (Charlottesville, VA) vs. Kent State
11/26	vs. Virginia/Dartmouth
12/2	FIRST BANK CLASSIC vs. Rice
12/3	FIRST BANK CLASSIC vs. Maine/Wisconsin
12/5	AUSTIN PEAY
12/8	ST. THOMAS
12/12	at Wisconsin
12/17	MINNESOTA
12/19	at Creighton
12/21	MORGAN STATE
1/2	FURMAN
1/7	at Virginia Tech
1/9	WESTERN MICHIGAN
1/14	DAYTON
1/17	DePAUL
1/28	at Miami
2/2	at Notre Dame
2/4	at Wake Forest
2/8	TOLEDO
2/11	OREGON STATE
2/15	VALPARAISO
2/20	FORDHAM
2/23	MARYLAND-BALTIMORE COUNTY
2/25	at Xavier
2/28	LOYOLA-CHICAGO
3/2	at Dayton
3/4	at DePaul
3/8	NOTRE DAME

BADGERS' RECORD IN TOURNAMENT PLAY (1941-1988)

YEAR	TOURNAMENT	W	L	PCT.	PLACE	COACH
1940-41	NCAA (Regional-Final)	3	0	1.000	1st	H.E. "Bud" Foster
1946-47	NCAA (East Regional)	1	1	.500	3rd	H.E. "Bud" Foster
1959-60	Queen City (Buffalo)	1	1	.500	2nd	John Erickson
1960-61	Far West (Portland)	0	3	.000	8th	John Erickson
1961-62	Holiday Festival (New York)	2	1	.667	2nd	John Erickson
1962-63	Milwaukee Classic	2	0	1.000	1st	John Erickson
1963-64	Kentucky Invitational	0	2	.000	4th	John Erickson
	Milwaukee Classic	2	0	1.000	1st	John Erickson
1964-65	Milwaukee Classic	0	2	.000	4th	John Erickson
	Rainbow Classic (Honolulu)	2	1	.667	2nd	John Erickson
1965-66	Milwaukee Classic	0	2	.000	4th	John Erickson
1966-67	Milwaukee Classic	2	0	1.000	1st	John Erickson
	Los Angeles Classic	1	2	.333	7th	John Erickson
1967-68	Milwaukee Classic	2	0	1.000	1st	John Erickson
	Quaker City (Philadelphia)	1	2	.333	6th	John Erickson
1968-69	Milwaukee Classic	1	1	.500	2nd	John Powless
1969-70	Milwaukee Classic	1	1	.500	2nd	John Powless
1970-71	Milwaukee Classic	1	1	.500	2nd	John Powless
1971-72	Milwaukee Classic	1	1	.500	3rd	John Powless

YEAR	TOURNAMENT	W	L	PCT.	PLACE	COACH
1972-73	Milwaukee Classic	1	1	.500	2nd	John Powless
1973-74	Milwaukee Classic	1	1	.500	2nd	John Powless
1974-75	Milwaukee Classic	0	2	.000	4th	John Powless
1975-76	Milwaukee Classic	1	1	.500	2nd	John Powless
1976-77	Milwaukee Classic	1	1	.500	2nd	Bill Cofield
1978-79	Wisconsin Invitational	2	0	1.000	1st	Bill Cofield
	Holiday Classic (Louisville)	0	2	.000	4th	Bill Cofield
1979-80	Wisconsin Invitational	2	0	1.000	1st	Bill Cofield
	Rainbow Classic (Honolulu)	2	1	.667	5th	Bill Cofield
1980-81	Wisconsin Invitational	2	0	1.000	1st	Bill Cofield
	First Union Invite (Charlotte)	1	1	.500	3rd	Bill Cofield
1981-82	Wisconsin Invitational	1	1	.500	3rd	Bill Cofield
	Far West Classic (Portland)	0	3	.000	8th	Bill Cofield
1982-83	Winston Tire Classic (Los Angeles)	0	2	.000	4th	Steve Yoder
1983-84	Merrill Lynch Classic (Dayton)	1	1	.500	3rd	Steve Yoder
1984-85	Lobo Classic (Albuquerque)	2	0	1.000	1st	Steve Yoder
1985-86	Fiesta Bowl Classic (Tucson)	0	2	.000	4th	Steve Yoder
1986-87	Rainbow Classic	2	1	.667	2nd	Steve Yoder
		42	41	.506		

NOTE: Wisconsin captured the Lobo Classic title in 1984 (83-74 over New Mexico).

Badgers won Wisconsin Invitational titles in 1978 (66-63 over St. Louis); in 1979 (68-56 over East Tennessee State); and in 1980 (68-66 in 2 OT over UW-Green Bay).

Badgers posted a 16-14 record in their 15 appearances at the Milwaukee Classic. Wisconsin won Milwaukee Classic titles in 1962 (70-56 over Marquette); in 1963 (104-84 over Georgia Tech); in 1966 (88-84 over South Carolina); and in 1967 (70-62 over Marquette).

Wisconsin won the 1941 NCAA title (39-34 over Washington State) in Kansas City, MO.

EASTERN ILLINOIS UNIVERSITY

Dec. 5, 7:05 p.m. CST, UW Fieldhouse

QUICK FACTS

LOCATION: Charleston, IL 61920
 ENROLLMENT: 10,100
 NICKNAME: Panthers
 COLORS: Blue and Gray
 ARENA: Lantz Gym (6,500)
 CONFERENCE: Association of Mid-Continent Universities
 ATHLETIC DIRECTOR: R.C. Johnson

BASKETBALL OFFICE

HEAD COACH: Rick Samuels (Chadron State, 1971)
 (217) 581-2511

EIU RECORD: 123-108 (8 years)
 CAREER RECORD: 123-108 (8 years)
 ASSISTANT COACHES: Lloyd Batts, Dave Weber, Mike Church

QUICK STATS

1987-88 RECORD: 17-11, 7-7 (4th)
 LETTERMEN RETURNING/LOST: 7/4
 STARTERS RETURNING/LOST: 4/1
 SERIES RECORD VS. UW: 2-1 Wisconsin

SPORTS INFORMATION

SID: David Kidwell (217) 581-6408
 Home: (217) 345-4166
 BASKETBALL PRESS BOX PHONE: (217) 581-5135
 FAX PHONE NUMBER: (217) 581-5188

1988-89 RETURNEES


NAME	GP	POS	YR	HT	PPG	RPG	APG
***JAY TAYLOR.....	27-25	G	Sr	6-3	20.2	4.1	2.3
*MARK FOWLER.....	28-17	F	Sr	6-7	7.8	5.5	1.6
*Ronnie Tate.....	26- 8	G	Sr	6-3	5.5	1.8	1.5
*Gerald Jones.....	22- 0	G	So	5-10	5.4	1.1	1.4
*JOE HAMILTON.....	27-13	F	Sr	6-4	3.6	3.2	0.9
***Dave Vance.....	27- 0	F	Sr	6-6	3.4	1.5	1.2
***MIKE WEST.....	23-13	C	Sr	6-8	2.4	3.2	0.8

Note: Returning starters in ALL CAPS; letters earned *


1988-89 NEWCOMERS

NAME	POS	YR	HT	HOMETOWN (School)
Rod McKinnis +	F	Fr	6-5	Chicago, IL (Mendel Catholic)
Jeff Mironcow +	C	Fr	6-8	Palatine, IL (Fremd)
Steve Rowe +	G	Fr	6-1	Chicago, IL (South Shore)
Jim Combest	F	Fr	6-9	Asheville, NC (Roberson)
Barry Johnson	F	Fr	6-7	Normal, IL (University)
Derek Kelley	F	Fr	6-7	Evansville, IN (Harrison)
Kavien Martin	G	Fr	6-3	Metropolis, IL (Massac County)
David Olson	F	Fr	6-6	Newark, IL (Newark)


Note: + denotes 1987-88 redshirt



Coach Rick Samuels



Jay Taylor



1988-89 SCHEDULE

11/28	at Northern Illinois
12/3	ROOSEVELT
12/5	at Wisconsin
12/10	at Southern Illinois
12/12	ELMHURST
12/17	at Nevada-Reno
12/19	XAVIER
12/23	at Chaminade Classic (Honolulu, HI)
12/24	w/Chaminade, Iowa, New Mexico State, Miami (OH), Old Dominion, Eastern Washington, St. Louis
12/25	at Murray State
1/2	NORTHERN ILLINOIS
1/9	at DePaul
1/11	NORTHERN IOWA
1/14	at Western Illinois
1/16	SOUTHWEST MISSOURI
1/21	CHICAGO STATE
1/23	at Valparaiso
1/28	at Cleveland State
1/30	at St. Louis University
2/1	ILLINOIS-CHICAGO
2/6	at UW-Green Bay
2/11	at Northern Iowa
2/13	WESTERN ILLINOIS
2/18	at Southwest Missouri
2/21	INDIANA STATE
2/23	at Illinois-Chicago
2/25	VALPARAISO
2/27	CLEVELAND STATE
3/4	UW-GREEN BAY
3/6	at AMCU Tournament
3/7	at AMCU Tournament
3/8	at AMCU Tournament

LOYOLA UNIVERSITY OF CHICAGO

Dec. 7, 7:30 p.m. CST, at Chicago, IL

QUICK FACTS

LOCATION: Chicago, IL 60626
 ENROLLMENT: 14,252
 NICKNAME: Runnin' Ramblers
 COLORS: Maroon and Gold
 ARENA: International Amphitheatre (10,000)
 CONFERENCE: Midwestern Collegiate (MCC)
 ATHLETIC DIRECTOR: Chuck Schwarz

BASKETBALL OFFICE

HEAD COACH: Gene Sullivan (Notre Dame, 1953)
 (312) 508-2577

LOYOLA RECORD: 138-97 (8 years)
 CAREER RECORD: 138-97 (8 years)
 ASSISTANT COACHES: Andre Wakefield, John Tracy, Andre Battle

QUICK STATS

1987-88 RECORD: 13-16, 3-7 (5th)
 LETTERMEN RETURNING/LOST: 9/2
 STARTERS RETURNING/LOST: 4/1
 SERIES RECORD VS. UW: 8-5 Wisconsin

SPORTS INFORMATION

SID: Paul Mettewie (312) 508-2566
 Home: (312) 475-4776
 BASKETBALL PRESS BOX PHONE: TBA
 FAX PHONE NUMBER: (312) 508-2566

1988-89 RETURNEES


NAME	GP	POS	YR	HT	PPG	RPG	APG
***GERALD HAYWARD.....	29-29	F	Sr	6-6	26.1	8.1	2.6
*KENNY MILLER.....	29-28	C	So	6-9	14.7	13.6	0.7
***KEITH CARTER.....	29-29	G	Sr	6-1	11.3	3.5	5.7
**Antowne Johnson.....	29-18	F	Sr	6-6	8.6	4.6	1.3
*Tim Bankston.....	22-10	G/F	Sr	6-4	8.0	2.8	3.5
*KEIR ROGERS.....	26- 4	G	So	6-4	3.1	1.9	0.9
**Chris Funchess.....	12- 0	G	Sr	6-5	2.7	0.9	0.2
*Doug Borders.....	8- 0	F	So	6-7	0.4	0.5	0.0
*Casey Brennan.....	5- 0	G	So	6-4	0.4	0.2	0.0

Note: Returning starters in ALL CAPS; letters earned *


1988-89 NEWCOMERS

NAME	POS	YR	HT	HOMETOWN (School)
Omer Buyukaycan	C-F	Jr	6-10	Istanbul Turkey (Essenis)
Joe Daugherty#	G	So	6-0	Chicago, IL (Crane HS)
Keith Gailies#	G/F	So	6-3	Michigan City, IN (Rogers HS)
Jonathan Moore	C	Fr	7-0	Stanford, KY (Lincoln County HS)
Spyros Sakellariou	C-F	Fr	6-9	Mouth of Wilson, VA (Oak Hill Academy)
Don Sobczak	G	Fr	5-9	Calumet City, IL (Thornton Fractional North)
Danny Stevens	G	Fr	6-3	Lake Station, IN (Edison HS)

Note: #Bylaw 5-1-j victim



Coach Gene Sullivan



Tim Bankston



1988-89 SCHEDULE

11/25	CHICAGO STATE
11/29	at Illinois-Chicago
12/3	at Kansas
12/7	WISCONSIN
12/10	at Northwestern
12/18	CALIFORNIA-IRVINE
12/21	TENNESSEE-CHATTANOOGA
12/23	at Bradley
12/28	at Fiesta Bowl Classic (Tucson, AZ) vs. Pittsburgh
12/30	vs. Arizona/Northwestern
1/4	DETROIT
1/7	DAYTON
1/12	XAVIER
1/16	at Marquette
1/18	at Illinois State
1/21	DEPAUL
1/26	at St. Louis
1/28	at Evansville
2/2	BUTLER
2/4	ORAL ROBERTS
2/9	at Xavier
2/11	at Dayton
2/16	at Butler
2/18	NORTHERN ILLINOIS
2/23	ST. LOUIS
2/25	EVANSVILLE
3/4	at Detroit
3/9	at MCC Tournament
3/10	at MCC Tournament
3/11	at MCC Tournament

BUTLER UNIVERSITY

Dec. 10, 3:05 p.m. CST, at Indianapolis, IN

QUICK FACTS

LOCATION: Indianapolis, IN 46208
 ENROLLMENT: 4,000
 NICKNAME: Bulldogs
 COLORS: Blue and White
 ARENA: Hinkle Fieldhouse (15,000)
 CONFERENCE: Midwestern Collegiate (MCC)
 ATHLETIC DIRECTOR: Bill Sylvester

BASKETBALL OFFICE

HEAD COACH: Joe Sexson (Purdue, 1956)
 (317) 283-9375

BUTLER RECORD: 132-171 (11 years)
 CAREER RECORD: 132-171 (11 years)
 ASSISTANT COACHES: Doug Mitchell, Todd Lickliter

QUICK STATS

1987-88 RECORD: 14-14, 5-5 (3rd-tie)
 LETTERMEN RETURNING/LOST: 11/1
 STARTERS RETURNING/LOST: 4/1
 SERIES RECORD VS. UW: 15-11 Wisconsin

SPORTS INFORMATION

SID: Jim McGrath (317) 283-9375
 Home: (317) 842-5940
 BASKETBALL PRESS BOX PHONE: (317) 283-9211
 FAX PHONE NUMBER: (317) 283-9414


1988-89 RETURNEES

NAME	GP	POS	YR	HT	PPG	RPG	APG
***DARREN FOWLKES..	28-26	G/F	Sr	6-6	17.4	7.0	2.0
**JODY LITRELL + ...	28- 9	G	Jr	6-4	5.2	1.7	2.5
*JOHN KARAFFA	28-28	F	So	6-5	5.1	2.8	0.8
*JOHN SHOUP	28-23	G	So	6-1	4.4	1.1	1.9
*Chad Fordyce	20- 4	F	So	6-4	3.9	2.1	0.4
*THAD MATTAT	28-16	G	Jr	6-4	3.5	1.5	3.6
*Rodney Haywood	10- 0	F	Jr	6-5	1.9	1.7	0.1
**Rick Berry	27- 3	C	Jr	6-8	1.6	1.8	0.1
**Brett Etherington	23- 0	F	So	6-7	1.4	1.5	0.2
***David Herbert	8- 0	G	Sr	6-3	1.3	0.3	0.1
**Rick Donovan	15- 3	F	Jr	6-4	0.5	1.0	0.5


Note: Returning starters in ALL CAPS; letters earned * shared starting berth +

1988-89 NEWCOMERS

NAME	POS	YR	HT	HOMETOWN (School)
Scott Allison	F/C	Fr	6-7	Sullivan, IN (Sullivan)
Darin Archbold	F	Fr	6-5	Markle, IN (Norwell)
John Deaton	G	Fr	6-4	Austin, IN (Austin)
Wade Gault	F	Fr	6-6	Logansport, IN (Logansport)
Michael Wilson ...	G	Fr	6-1	Kokomo, IN (Kokomo)



Coach Joe Sexson



Darren Fowlkes



1988-89 SCHEDULE

11/25	VALPARAISO
11/28	at Western Kentucky
12/3	ILLINOIS-CHICAGO
12/5	at Indiana State
12/10	WISCONSIN
12/17	INDIANA STATE
12/19	at Eastern Kentucky
1/3	at Austin Peay
1/7	at Illinois-Chicago
1/9	AUSTIN PEAY
1/12	at St. Louis
1/14	at Evansville
1/21	BALL STATE
1/26	DAYTON
1/28	XAVIER
2/2	at Loyola
2/4	at Detroit
2/6	at Valparaiso
2/9	ST. LOUIS
2/11	EVANSVILLE
2/16	LOYOLA
2/18	DETROIT
2/22	ILLINOIS STATE
2/25	at Dayton
2/27	at Miami (OH)
3/2	at Xavier
3/6	NOTRE DAME
3/9	at MCC Tournament (Dayton, OH)
3/10	at MCC Tournament
3/11	at MCC Tournament

UNIVERSITY OF DENVER

Dec. 14, 7:05 p.m. CST, UW Fieldhouse

QUICK FACTS

LOCATION: Denver, CO 80208
 ENROLLMENT: 7,200
 NICKNAME: Pioneers
 COLORS: Crimson and Gold
 ARENA: DU Fieldhouse (2,000)
 CONFERENCE: Independent
 ATHLETIC DIRECTOR: Craig Patrick

BASKETBALL OFFICE

HEAD COACH: Dick Peth (Iowa, 1981)
 (303) 871-4248

DENVER RECORD: 56-30 (3 years)
 CAREER RECORD: 56-30 (3 years)
 ASSISTANT COACH: Al Weatherly

QUICK STATS

1987-88 RECORD: 19-9
 LETTERMEN RETURNING/LOST: 6/6
 STARTERS RETURNING/LOST: 2/3
 SERIES RECORD VS. UW: 1st Meeting

SPORTS INFORMATION

SID: Bill Scharton (303) 871-3392
 Home: (303) 722-7614
 BASKETBALL PRESS BOX PHONE: (303) 871-3921
 FAX PHONE NUMBER: (303) 871-3392


1988-89 RETURNEES

NAME	GP	POS	YR	HT	PPG	RPG	APG
*HARRY HOLLINES	28-26	G	So	6-1	12.5	2.4	2.3
**RICKY OLIVER	24-20	F	Jr	6-6	7.4	5.8	0.5
***Dave Collignon	26-13	F	Sr	6-4	7.3	5.4	1.1
*Tim Ray	13- 0	G	So	6-3	3.8	1.6	1.2
*Dave Chavlovich	20- 0	G	So	6-3	3.7	2.3	2.4
*Michael Lueb	19- 0	C	Sr	6-9	3.6	1.8	0.2


Note: Returning starters in ALL CAPS; letters earned *

1988-89 NEWCOMERS

NAME	POS	YR	HT	HOMETOWN (School)
Courtney Celestine	F/G	Jr	6-4	Portland, OR (Benson)
Scott Frye	F	Fr	6-7	Tomah, WI (Tomah)
Jim Lanier	C	Fr	7-4	Troy, MI (Brother Rice)
Tony Simms	G	Fr	6-1	Tucson, AZ (Catalina)
David Wand	F	Fr	6-6	Denver, CO (Ponderosa)
Mark Ziegler	G	Fr	6-1	Laurens, IA (Marathon)



Coach Dick Peth



Dave Collignon



1988-89 SCHEDULE

11/26	at Missouri—Kansas City
11/28	at Park College (MO)
12/3	SOUTH DAKOTA TECH
12/5	at Western State
12/6	at Adams State
12/8	NORTH CENTRAL COLLEGE (IL)
12/14	at Wisconsin
12/16	at Northern Colorado
12/19	WESTERN STATE
12/23	ST. AMBROSE COLLEGE (IA)
12/30	at Minnesota
1/3	COLORADO SCHOOL OF MINES
1/6	at Kearney State Tourney
1/7	at Kearney State Tourney
1/10	NORTHERN COLORADO
1/14	at Metro State
1/17	CU-COLORADO SPRINGS
1/21	NEW MEXICO HIGHLANDS
1/27	at Chadron State
2/1	SOUTHERN COLORADO
2/4	at CU-Colorado Springs
2/7	METRO STATE
2/11	COLORADO BAPTIST
2/13	at Regis College
2/18	at New Mexico Highlands
2/22	at Colorado Baptist
2/25	CHADRON STATE
2/28	REGIS COLLEGE

EASTERN MICHIGAN

Dec. 30, 7:05 p.m. CST, UW Fieldhouse

QUICK FACTS

LOCATION: Ypsilanti, MI 48197
 ENROLLMENT: 24,100
 NICKNAME: Hurons
 COLORS: Dark Green and White
 ARENA: Bowen Fieldhouse (5,600)
 CONFERENCE: Mid-American
 ATHLETIC DIRECTOR: Gene Smith

BASKETBALL OFFICE

HEAD COACH: Ben Braun (Wisconsin, 1975)
 (313) 487-2160
 EMU RECORD: 41-33 (2.5 years)
 CAREER RECORD: 189-136 (11.5 years)
 ASSISTANT COACHES: Keith Dambrot, Chris Molloy

QUICK STATS

1987-88 RECORD: 22-8, 14-2 (1st)
 LETTERMEN RETURNING/LOST: 9/5
 STARTERS RETURNING/LOST: 3/2
 SERIES RECORD VS. UW: 1-0 Wisconsin

SPORTS INFORMATION

SID: Jim Streeter (313) 487-0317
 Home: (313) 485-3221
 ASS'T SID: Paul Helgren
 BASKETBALL PRESS BOX PHONE: (313) 484-0612
 FAX PHONE NUMBER: N/A

1988-89 RETURNEES


NAME	GP	POS	YR	HT	PPG	RPG	APG
*HOWARD							
CHAMBERS	30-30	G	Sr	5-10	11.6	2.2	1.7
*LORENZO NEELY ...	30-22	G	So	5-11	11.3	2.6	4.8
*Carl Thomas	20-0	G/F	So	6-4	8.4	2.8	1.0
*ISAAC HENDERSON	30-18	F	Sr	6-6	7.2	4.9	1.4
*David Clum	25-9	C	Jr	6-8	2.0	3.0	0.4
**Brian Nolan	26-0	C	Sr	6-8	1.7	1.1	0.1
**Hugh Smith	14-1	F	Sr	6-8	1.1	1.2	0.1
**Rick Anderson	11-0	F/G	Jr	6-6	0.8	0.6	0.1
*Charles Thomas	15-0	G/F	So	6-3	0.3	0.3	0.1

Note: Returning starters in ALL CAPS; letters earned *


1988-89 NEWCOMERS

NAME	POS	YR	HT	HOMETOWN (School)
Joe DeSalvo	F	Fr	6-8	Youngstown, OH (Liberty)
Kory Hallas	F	Fr	6-8	Almonte, Ontario (Almonte)
Mark Hughes	G	Fr	6-1	St. Louis, MO (Jennings)
Pete Pangas +	F	Fr	6-8	Akron, OH (Copley)

Note: + denotes 1987-88 redshirt



Coach Ben Braun



Howard Chambers



1988-89 SCHEDULE

11/26	ANDERSON
11/28	KENTUCKY STATE
12/3	JOHN CARROLL
12/7	at Detroit
12/10	at Indiana State
12/12	at Michigan
12/14	CLEVELAND STATE
12/22	at Michigan State
12/30	at Wisconsin
1/4	MIAMI
1/7	TOLEDO
1/9	VALPARAISO
1/11	at Western Michigan
1/18	at Ohio
1/21	KENT
1/25	at Central Michigan
1/28	BALL STATE
2/1	at Bowling Green
2/4	at Toledo
2/8	WESTERN MICHIGAN
2/11	YOUNGSTOWN STATE
2/15	OHIO
2/18	at Kent
2/22	CENTRAL MICHIGAN
2/25	at Ball State
3/1	BOWLING GREEN
3/4	at Miami
3/9	at Mid-American Conference Tourney (Toledo, OH)
3/10	at Mid-American Conference Tourney
3/11	at Mid-American Conference Tourney

UNIVERSITY OF MINNESOTA

Jan. 4, 9:00 p.m. CST, UW Fieldhouse
 Feb. 8, 7:05 p.m. CST, Minneapolis, MN

QUICK FACTS

LOCATION: Minneapolis, MN 55455
 ENROLLMENT: 47,000
 NICKNAME: Golden Gophers
 COLORS: Maroon and Gold
 ARENA: Williams Arena (17,345)
 CONFERENCE: Big Ten
 ATHLETIC DIRECTOR: Holger Christiansen (Interim)

BASKETBALL OFFICE

HEAD COACH: Clem Haskins (Western Kentucky, 1967)
 (612) 625-3085
 MINNESOTA RECORD: 19-37 (2 years)
 CAREER RECORD: 120-110 (8 years)
 ASSISTANT COACHES: Silas McKinnie, Don Evans,
 Dan Kosmoski, Al Brown

QUICK STATS

1987-88 RECORD: 10-18, 4-14 (9th)
 LETTERMEN RETURNING/LOST: 9/4
 STARTERS RETURNING/LOST: 4/1
 SERIES RECORD VS. UW: 81-67 Minnesota

SPORTS INFORMATION

SID: Bob Peterson (612) 625-2845
 Home: (612) 644-2658
 BASKETBALL PRESS BOX PHONE: (612) 626-1308
 FAX PHONE NUMBER: (612) 625-0359

1988-89 RETURNEES


NAME	GP	POS	YR	HT	PPG	RPG	APG
**WILLIE BURTON	28-18	F	Jr	6-7	13.7	5.6	2.0
*MELVIN NEWBERN..	28-17	G	Jr	6-4	10.6	3.7	2.4
**Ray Gaffney	27-8	G	Sr	6-2	9.4	1.6	1.2
**RICHARD COFFEY..	28-28	F	Jr	6-6	9.3	8.7	1.1
**JIM SHIKENJANSKI.	28-24	C	Jr	6-9	7.5	4.2	0.9
*Kevin Lynch	28-8	G	So	6-5	3.7	1.1	1.4
*Walter Bond	26-0	F	So	6-5	2.4	1.4	1.0
**Terence Williams ..	17-4	G	Jr	6-1	2.1	2.9	0.8
*Connell Lewis	9-0	G	Jr	6-1	1.2	0.1	0.5
Mario Green	8-0	G	So	6-2	0.5	0.8	1.1

Note: Returning starters in ALL CAPS; letters earned *


1988-89 NEWCOMERS

NAME	POS	YR	HT	HOMETOWN (School)
Robert Graves	F	Fr	6-4	Louisville, KY (Seneca)
Scott Gutzmann	G	So	6-3	Faribault, MN
Kelvin Hammonds	G	Fr	6-2	Macon, GA (Northeast)
Bob Martin	C	Fr	7-1	Apple Valley, MN (Apple Valley)
Rob Metcalf	G	Jr	6-6	Wisconsin Rapids, WI
Erik Wilson +	C	Fr	6-10	Detroit, MI (Henry Ford)


Note: + denotes 1987-88 redshirt



Coach Clem Haskins



Richard Coffey



1988-89 SCHEDULE

11/26	BALL STATE
11/29	YOUNGSTOWN STATE
12/3	MARYLAND-EASTERN SHORE
12/10	FLORIDA INTERNATIONAL
12/13	at Drake
12/17	at Marquette
12/21	DETROIT
12/23	at Northern Illinois
12/30	DENVER
1/4	at Wisconsin
1/7	KANSAS STATE
1/12	at Michigan
1/14	IOWA
1/18	PURDUE
1/21	at Northwestern
1/26	ILLINOIS
1/28	at Michigan State
2/1	OHIO STATE
2/4	at Indiana
2/8	WISCONSIN
2/11	MICHIGAN
2/18	at Iowa
2/23	at Purdue
2/25	INDIANA
3/2	at Illinois
3/4	NORTHWESTERN
3/8	MICHIGAN STATE
3/11	at Ohio State

OHIO STATE UNIVERSITY

Jan. 7, 12:00 nn CST, Columbus OH
Mar. 4, 3:05 p.m. CST, UW Fieldhouse

QUICK FACTS

LOCATION: Columbus, OH 43210
ENROLLMENT: 53,000
NICKNAME: Buckeyes
COLORS: Scarlet and Gray
ARENA: St. John (13,320)
CONFERENCE: Big Ten
ATHLETIC DIRECTOR: James L. Jones

BASKETBALL OFFICE

HEAD COACH: Gary Williams (Maryland, 1968)
(614) 292-0505

OHIO STATE RECORD: 40-26 (2 years)
CAREER RECORD: 188-113 (10 years)

ASSISTANT COACHES: Randy Ayers, Fran Fraschilla,
Paul Brazeau

QUICK STATS

1987-88 RECORD: 20-13, 9-9 (6th)
LETTERMEN RETURNING/LOST: 7/6
STARTERS RETURNING/LOST: 4/1
SERIES RECORD VS. UW: 62-46 Ohio State

SPORTS INFORMATION

SID: Steve Snapp (614) 292-6861
Home: (614) 261-1045
ASS'T SID: Rick VanBrimmer
BASKETBALL PRESS BOX PHONE: (614) 292-1813
FAX PHONE NUMBER: (614) 292-8547


1988-89 RETURNEES

NAME	GP	POS	YR	HT	PPG	RPG	APG
***JAY BURSON	33-33	G	Sr	6-0	18.9	4.5	2.1
***JERRY FRANCIS	33-33	F	Sr	6-5	15.4	5.6	2.8
*PERRY CARTER	33-27	C	So	6-8	9.8	7.2	0.8
*Grady Mateen	32- 3	F/C	Sr	6-11	8.0	3.8	0.4
***TONY WHITE	33-26	F	Sr	6-7	7.8	4.6	0.7
*James Bradley	14- 0	G	So	6-1	1.2	0.6	0.5
***Joe Dumas	3- 0	F	Sr	6-9	0.0	0.3	0.0


Note: Returning starters in ALL CAPS; letters earned*

1988-89 NEWCOMERS

NAME	POS	YR	HT	HOMETOWN (School)
Eli Brewster	G	So	6-3	Columbus, OH (Wehrle)
Jamaal Brown	G	Fr	6-4	Arlington, TX (Sam Houston)
Steve Hall	F	Fr	6-8	Haviland, OH (Wayne Trace)
Chris Jent	G/F	Fr	6-7	Sparta, NJ (Sparta)
Treg Lee	F	So	6-8	Cleveland, OH (St. Joseph)
Bill Robinson	C	Fr	7-0	Canton, OH (McKinley)



Coach Gary Williams



Jay Burson



1988-89 SCHEDULE

11/24	at Maui Classic
11/27	at Maui Classic
12/3	at Western Michigan
12/10	LAFAYETTE
12/14	NEBRASKA
12/17	at Dayton
12/20	at South Carolina
12/22	KENT STATE
12/27	at ECAC Holiday Festival (Madison Square Garden)
12/28	at ECAC Holiday Festival
12/29	at ECAC Holiday Festival
1/4	at Indiana
1/7	WISCONSIN
1/9	RADFORD
1/14	at Michigan State
1/16	at Michigan
1/19	IOWA
1/26	NORTHWESTERN
1/29	at Louisville
2/1	at Minnesota
2/6	PURDUE
2/9	at Illinois
2/11	MICHIGAN STATE
2/13	at Iowa
2/18	at Northwestern
2/23	MICHIGAN
2/26	ILLINOIS
3/1	INDIANA
3/4	at Wisconsin
3/9	at Purdue
3/11	MINNESOTA

UNIVERSITY OF ILLINOIS

Jan. 12, 7:00 p.m. CST, Champaign, IL
Feb. 18, 12:00 nn CST, UW Fieldhouse

QUICK FACTS

LOCATION: Champaign, IL 61820
ENROLLMENT: 34,500
NICKNAME: Fighting Illini
COLORS: Orange and Blue
ARENA: Assembly Hall (16,153)
CONFERENCE: Big Ten
ATHLETIC DIRECTOR: TBA

BASKETBALL OFFICE

HEAD COACH: Lou Henson (New Mexico State, 1955)
(217) 333-3400

ILLINOIS RECORD: 264-137 (13 years)
CAREER RECORD: 504-244 (26 years)

ASSISTANT COACHES: Mark Coomes, Jimmy Collins,
Dick Nagy

QUICK STATS

1987-88 RECORD: 23-10, 12-6 (3rd)
LETTERMEN RETURNING/LOST: 7/3
STARTERS RETURNING/LOST: 4/2
SERIES RECORD VS. UW: 87-53 Illinois

SPORTS INFORMATION

SID: Tab Bennett (217) 333-1390
Home: (217) 359-4784
ASS'T SID: Dick Barnes
BASKETBALL PRESS BOX PHONE: (217) 333-1227
FAX PHONE NUMBER: (217) 333-5540

1988-89 RETURNEES

NAME	GP	POS	YR	HT	PPG	RPG	APG
*NICK ANDERSON	33-25	F	Jr	6-6	15.9	6.6	1.6
*KENNY BATTLE	33-32	F	Sr	6-6	15.6	5.5	1.7
**KENDALL GILL	33-23	G	Jr	6-4	10.4	2.2	4.2
***Lowell Hamilton	33- 6	F	Sr	6-7	10.0	3.8	0.3
**STEPHEN BARDO	33-21	G	Jr	6-6	6.5	4.2	3.8
**Larry Smith	31- 5	G	Jr	6-4	4.3	1.2	2.6
*Ervin Small	24- 0	F	Jr	6-7	1.1	1.5	0.2

Note: Returning starters in ALL CAPS; letters earned*

1988-89 NEWCOMERS

NAME	POS	YR	HT	HOMETOWN (School)
Marcus Liberty	F	So	6-8	Chicago, IL (King)
P.J. Bowman	G	Jr	5-10	Champaign, IL (Parkland CC)



Coach Lou Henson



Ken Battle



1988-89 SCHEDULE

11/26	ILLINOIS-CHICAGO
11/29	METRO STATE
12/3	MISSISSIPPI
12/6	FLORIDA
12/9	ILLINI CLASSIC
12/10	w/Southern Cal, Duquesne, Arkansas-Little Rock
12/17	TENNESSEE TECH
12/19	at Missouri
12/22	at Louisiana State
12/27	at Rainbow Classic (Honolulu HI)
12/28	w/Georgia Tech, Hawaii, Houston,
12/29	Purdue, Southern Cal, Tulsa, Yale
1/7	MICHIGAN STATE
1/12	WISCONSIN
1/14	MICHIGAN
1/19	at Northwestern
1/22	GEORGIA TECH
1/26	at Minnesota
1/28	INDIANA
2/2	at Purdue
2/5	at Iowa
2/9	OHIO STATE
2/11	NORTHWESTERN
2/15	at Michigan State
2/18	at Wisconsin
2/20	PURDUE
2/26	at Ohio State
3/2	MINNESOTA
3/4or5	at Indiana
3/8	IOWA
3/11	at Michigan

PURDUE UNIVERSITY

Jan. 14, 3:05 p.m. CST, UW Fieldhouse
Mar. 2, 7:08 p.m. CST, West Lafayette, IN

QUICK FACTS

LOCATION: West Lafayette, IN 47907
ENROLLMENT: 34,969
NICKNAME: Boilermakers
COLORS: Old Gold and Black
ARENA: Mackey Arena (14,123)
CONFERENCE: Big Ten
ATHLETIC DIRECTOR: George S. King Jr.

BASKETBALL OFFICE

HEAD COACH: Gene Keady (Kansas State, 1958)
(317) 494-3214

PURDUE RECORD: 178-69 (8 years)
CAREER RECORD: 216-88 (10 years)
ASSISTANT COACHES: Bruce Weber, David Wood

QUICK STATS

1987-88 RECORD: 29-4, 16-2 (1st)
LETTERMEN RETURNING/LOST: 9/4
STARTERS RETURNING/LOST: 2/3
SERIES RECORD VS. UW: 80-48 Purdue

SPORTS INFORMATION

COORDINATOR: Mark Adams (317) 494-2300
Home: (317) 463-0102
OTHER CONTACTS: Bob Goldring, Alan Karpick
BASKETBALL PRESS BOX PHONE: (317) 494-6364
FAX PHONE NUMBER: (317) 494-5447


1988-89 RETURNEES

NAME	GP	POS	YR	HT	PPG	RPG	APG
***KIP JONES.....	33-31	F	Sr	6-8	6.6	4.1	1.7
***MELVIN McCANTS..	33-33	C	Sr	6-8	14.2	5.0	0.5
**Tony Jones.....	33- 2	G	Jr	6-3	5.2	2.6	3.5
**Stephen Scheffler ..	33- 1	C	Jr	6-9	6.8	4.4	0.4
**Ryan Berning.....	27- 0	F	Jr	6-9	3.9	2.1	1.0
*Bill Reid.....	21- 1	G	So	6-4	1.0	0.6	1.1
*Marvin Rea.....	11- 0	G	So	5-9	0.1	0.4	0.0
**John Brugos.....	20- 0	F-C	Jr	6-9	1.6	1.0	0.0
*Dave Barrett.....	17- 0	G	So	6-0	1.1	0.4	0.1


Note: Returning starters in ALL CAPS; letters earned*

1988-89 NEWCOMERS

NAME	POS	YR	HT	HOMETOWN (School)
Woody Austin.....	G	Fr	6-2	Richmond, IN
Loren Clyburn.....	G	Fr	6-4	Detroit, MI (Southwestern)
Jimmy Oliver.....	G	So	6-5	Menifee, AR (Morrilton)
Craig Riley.....	C	Fr	6-9	Fort Wayne, IN (Harding)
Keith Stewart.....	G	Fr	5-11	Milwaukee, WI (Messmer)
Charles White.....	F	Jr	6-6	Monrovia, CA



Coach Gene Keady



Melvin McCants



1988-89 SCHEDULE

11/26	at Kansas State
11/29	LONG BEACH STATE
12/1	at Texas Tech
12/3	vs. Colorado at Denver
12/6	ILLINOIS STATE
12/8	CONNECTICUT
12/10	at Ball State
12/17	UTAH
12/19	WICHITA STATE
12/23	at Oregon
12/27	at Rainbow Classic vs. USC (Honolulu, HI)
12/29	at Rainbow Classic vs. Yale or Hawaii
12/30	at RC vs. Illinois, Tulsa, Georgia Tech or Houston
1/5	at Northwestern
1/9	INDIANA
1/14	at Wisconsin
1/18	at Minnesota
1/21	IOWA
1/25	at Michigan State
1/29	MICHIGAN
2/2	ILLINOIS
2/6	at Ohio State
2/12	at Indiana
2/16	at Michigan
2/18	MICHIGAN STATE
2/20	at Illinois
2/23	MINNESOTA
2/26	at Iowa
3/2	WISCONSIN
3/9	OHIO STATE
3/11	NORTHWESTERN

INDIANA UNIVERSITY

Jan. 19, 7:05 p.m. CST, UW Fieldhouse
Mar. 9, 7:00 p.m. CST, Bloomington, IN

QUICK FACTS

LOCATION: Bloomington, IN 47405
ENROLLMENT: 33,000
NICKNAME: Hoosiers
COLORS: Cream and Crimson
ARENA: Assembly Hall (17,357)
CONFERENCE: Big Ten
ATHLETIC DIRECTOR: Ralph Floyd

BASKETBALL OFFICE

HEAD COACH: Bob Knight (Ohio State, 1962)
(812) 335-2238

INDIANA RECORD: 385-129 (17 years)
CAREER RECORD: 487-179 (23 years)
ASSISTANT COACHES: Dan Dakich, Ron Felling, Bates Locke, Joby Wright

QUICK STATS

1987-88 RECORD: 19-10, 11-7 (5th)
LETTERMEN RETURNING/LOST: 7/5
STARTERS RETURNING/LOST: 1/4
SERIES RECORD VS. UW: 71-46 Indiana

SPORTS INFORMATION

SID: Kit Klingelhoffer (812) 335-2421
Home: (812) 332-4990
ASS'T SID: Eric Ruden
BASKETBALL PRESS BOX PHONE: (812) 335-2754
FAX PHONE NUMBER: (812) 335-9401


1988-89 RETURNEES

NAME	GP	POS	YR	HT	PPG	RPG	APG
***JOE HILLMAN.....	27-16	G	Sr	6-2	7.1	2.6	3.9
***Todd Jadow.....	28-10	F/C	Sr	6-9	5.5	3.2	0.2
*Lyndon Jones.....	27-15	G	So	6-2	4.9	1.2	2.7
***Magnus Pelkowski	20- 3	F/C	Sr	6-10	3.1	2.4	0.3
***Kreigh Smith.....	18- 0	G/F	Sr	6-7	2.4	1.1	0.4
***Brian Sloan.....	19- 3	F	Sr	6-8	2.2	1.3	0.6
***Jeff Oliphant.....	12- 1	G	Jr	6-5	2.1	0.8	0.6
*Mark Robinson.....	—	F	Sr	6-5	—	—	—


Note: Returning starters in ALL CAPS; letters earned*

1988-89 NEWCOMERS

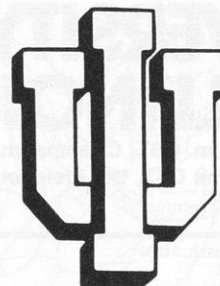
NAME	POS	YR	HT	HOMETOWN (School)
Eric Anderson.....	F	Fr	6-9	Chicago, IL (St. Francis de Sales)
Jamal Meeks.....	G	Fr	6-0	Freeport, IL (Freeport)
Matt Nover.....	F	Fr	6-8	Chesterton, IN (Chesterton)
Chuckie White.....	F	Jr	6-6	Charlotte, NC (West Mecklenburg)



Coach Bob Knight



Joe Hillman



1988-89 SCHEDULE

11/18	at Big Apple NIT vs. Illinois State
11/20	at Big Apple NIT
11/23	at Big Apple NIT
11/25	at Big Apple NIT
11/29	at Miami (OH)
12/3	BIG FOUR CLASSIC VS. LOUISVILLE
12/6	at Notre Dame
12/9	INDIANA CLASSIC
12/10	w/Alcorn State, Santa Clara, Virginia Commonwealth
12/17	TEXAS-EL PASO
12/20	at Kentucky
12/23	IOWA STATE
12/28	HOOSIER CLASSIC AT MARKET SQUARE ARENA
12/29	w/Detroit, St. Bonaventure, Utah State
1/4	OHIO STATE
1/9	at Purdue
1/14	NORTHWESTERN
1/19	at Wisconsin
1/21	MICHIGAN STATE
1/23	at Michigan
1/28	at Illinois
1/30	IOWA
2/4	MINNESOTA
2/9	at Northwestern
2/12	PURDUE
2/19	MICHIGAN
2/23	at Michigan State
2/25	at Minnesota
3/1	at Ohio State
3/4or5	ILLINOIS
3/9	WISCONSIN
3/11	at Iowa

UNIVERSITY OF MICHIGAN

Jan. 21, 3:05 p.m. CST, UW Fieldhouse
Feb. 25, 7:00 p.m. CST, Ann Arbor, MI

QUICK FACTS

LOCATION: Ann Arbor, MI 49109
ENROLLMENT: 34,495
NICKNAME: Wolverines
COLORS: Maize and Blue
ARENA: Crisler Arena (13,609)
CONFERENCE: Big Ten
ATHLETIC DIRECTOR: Glenn E. "Bo" Schembechler

BASKETBALL OFFICE

HEAD COACH: Bill Frieder (Michigan, 1964)
(313) 763-5504

MICHIGAN RECORD: 167-80 (8 years)
CAREER RECORD: 167-80 (8 years)
ASSISTANT COACHES: Mike Boyd, Steve Fisher

QUICK STATS

1987-88 RECORD: 26-8, 13-5 (2nd)
LETTERMEN RETURNING/LOST: 10/3
STARTERS RETURNING/LOST: 4/1
SERIES RECORD VS. UW: 67-44 Michigan

SPORTS INFORMATION

SID: Bruce Madej (313) 763-4423
Home: (313) 971-2549
ASS'T SID: Mike Murray
BASKETBALL PRESS BOX PHONE: (313) 763-7188
FAX PHONE NUMBER: (313) 747-1188

1988-89 RETURNEES

NAME	GP	POS	YR	HT	PPG	RPG	APG
**GLEN RICE	33-33	F	Sr	6-7	22.1	7.2	2.8
**TERRY MILLS	34-33	F	Jr	6-10	12.1	6.4	1.6
**LOY VAUGHT	34-20	C	Jr	6-9	10.5	6.6	0.6
*Sean Higgins	12-0	G	So	6-8	9.8	3.2	1.1
*RUMEAL ROBINSON	33-32	G	Jr	6-2	9.7	3.1	4.8
**Mark Hughes	34-16	C	Sr	6-8	4.6	3.9	1.0
**Mike Griffin	34-3	F	Jr	6-7	2.2	2.0	1.9
*Demetrius Calip	6-0	G	So	6-1	1.2	0.7	0.7
**J.P. Oosterbaan	23-1	C	Jr	6-10	1.1	0.6	0.3
*Kirk Taylor	18-0	G	So	6-3	0.9	0.8	0.4


Note: Returning starters in ALL CAPS; letters earned*

1988-89 NEWCOMERS

NAME	POS	YR	HT	HOMETOWN (School)
Rob Pelinka	G	Fr	6-4	Lake Bluff, IL (Lake Forest)
Eric Riley	C	Fr	7-0	Cleveland, OH (St. Joseph)
Chris Seter	F	Fr	6-9	Brookfield, WI (Brookfield)
James Voskuil	F	Fr	6-7	Grandville, MI (Calvin Christian)



Coach Bill Frieder



Glen Rice



1988-89 SCHEDULE

11/25	at Maui Classic
11/26	w/Ohio State, Chaminade, DePaul, Michigan,
11/27	UNLV, Oklahoma, Vanderbilt, Memphis State
12/2	GRAMBLING
12/3	SOUTH DAKOTA STATE
12/5	TAMPA
12/7	CENTRAL MICHIGAN
12/10	at Western Michigan
12/12	EASTERN MICHIGAN
12/20	NORTHERN MICHIGAN
12/21	YOUNGSTOWN STATE
12/28	at Utah Basketball Classic
12/29	w/Alaska, Holy Cross, Michigan, Utah
1/7	NORTHWESTERN
1/12	MINNESOTA
1/14	at Illinois
1/16	OHIO STATE
1/21	at Wisconsin
1/23	INDIANA
1/29	at Purdue
2/4	MICHIGAN STATE
2/9	at Iowa
2/11	at Minnesota
2/16	PURDUE
2/19	at Indiana
2/23	at Ohio State
2/25	WISCONSIN
2/27	at Michigan State
3/5	IOWA
3/9	at Northwestern
3/11	ILLINOIS

UNIVERSITY OF IOWA

Jan. 26, 7:00 p.m. CST, Iowa City, IA
Feb. 11, 3:05 p.m. CST, UW Fieldhouse

QUICK FACTS

LOCATION: Iowa City, IA 52242
ENROLLMENT: 30,000
NICKNAME: Hawkeyes
COLORS: Old Gold and Black
ARENA: Carver-Hawkeye Arena (15,500)
CONFERENCE: Big Ten
ATHLETIC DIRECTOR: Bump Elliott

BASKETBALL OFFICE

HEAD COACH: Tom Davis (UW-Platteville, 1960)
(319) 335-9444

IOWA RECORD: 54-15 (2 years)
CAREER RECORD: 328-165 (17 years)
ASSISTANT COACHES: Gary Close, Bruce Pearl, Rudy Washington

QUICK STATS

1987-88 RECORD: 24-10, 12-4 (3rd-tie)
LETTERMEN RETURNING/LOST: 4/7
STARTERS RETURNING/LOST: 3/2
SERIES RECORD VS. UW: 62-50 Iowa

SPORTS INFORMATION

SID: George Wine (319) 335-9411
Home: (319) 644-2781
ASS'T SID: Phil Haddy/Steve Malchow
BASKETBALL PRESS BOX PHONE: (319) 335-7284
FAX PHONE NUMBER: (319) 335-9333

1988-89 RETURNEES


NAME	GP	POS	YR	HT	PPG	RPG	APG
***B.J. ARMSTRONG	34-34	G	Sr	6-2	17.4	2.2	4.6
***ROY MARBLE	34-34	G	Sr	6-6	15.4	4.3	2.0
***ED HORTON	34-24	C	Sr	6-8	11.3	6.3	1.8
**Les Jepsen	26-0	C	Jr	7-0	1.3	1.5	0.1
Kelly Westen	6-0	G	Jr	6-0	0.7	0.0	0.1

Note: Returning starters in ALL CAPS; letters earned*


1988-89 NEWCOMERS

NAME	POS	YR	HT	HOMETOWN (School)
Matt Bullard	F	Jr	6-10	Des Moines, IA (Colorado)
Rodell Davis	G	Fr	6-4	Harvey, IL (Thornton Township)
Acie Earl	C	Fr	6-11	Moline, IL
Brian Garner	G	Fr	6-1	Milwaukee, WI (Washington)
Michael Ingram	C	Jr	6-8	Bellwood, IL (Missouri)
Wade Lookingbill	F	Fr	6-6	Ft. Dodge, IA
James Moses	G	Fr	6-6	Gardena, CA (Serra)
Troy Skinner	G	Fr	6-0	Palmer, IA
Ray Thompson	G	Fr	6-5	Summit, IL (Argo)

Note: denotes 1987-88 redshirt



Coach Tom Davis



B.J. Armstrong



1988-89 SCHEDULE

11/26	MCNEESE STATE
11/29	at Drake
12/2	AMANA-HAWKEYE CLASSIC
12/3	w/Georgia, Long Beach State, Brown
12/6	NORTHERN IOWA
12/10	IOWA STATE
12/12	JACKSON STATE
12/14	CENTRAL FLORIDA
12/23	at Hawaiian Airlines Tourney (Honolulu, HI)
12/24	vs. Eastern Washington
12/25	at Hawaiian Airlines Tourney
12/30	SOUTHWEST TEXAS STATE
1/5	at Michigan State
1/7	at North Carolina
1/14	at Minnesota
1/19	at Ohio State
1/21	at Purdue
1/26	WISCONSIN
1/30	at Indiana
2/2	NORTHWESTERN
2/5	ILLINOIS
2/9	MICHIGAN
2/11	at Wisconsin
2/13	OHIO STATE
2/18	MINNESOTA
2/22	at Northwestern
2/26	PURDUE
3/2	MICHIGAN STATE
3/4or5	at Michigan
3/8	at Illinois
3/11	INDIANA

NORTHWESTERN UNIVERSITY

Jan. 28, 12:00 noon CST, Evanston, IL
Feb. 15, 7:05 p.m. CST, UW Fieldhouse

QUICK FACTS

LOCATION: Evanston, IL 60208
ENROLLMENT: 7,467
NICKNAME: Wildcats
COLORS: Purple and White
ARENA: Welsh-Ryan Arena (8,117)
CONFERENCE: Big Ten
ATHLETIC DIRECTOR: Dr. Bruce Corrie

BASKETBALL OFFICE

HEAD COACH: Bill Foster (Elizabethtown State, 1954)
(312) 491-7904
NORTHWESTERN RECORD: 14-42 (2 years)
CAREER RECORD: 427-310 (28 years)
ASSISTANT COACHES: Bill Danton, Jim Brewer

QUICK STATS

1987-88 RECORD: 7-21, 2-16 (10th)
LETTERMEN RETURNING/LOST: 7/4
STARTERS RETURNING/LOST: 4/1
SERIES RECORD VS. UW: 78-49 Wisconsin

SPORTS INFORMATION

SID: Sharon Miller (312) 491-7503
Home: (312) 834-8219
ASS'T SID: Frank Mack
BASKETBALL PRESS BOX PHONE: (312) 491-8852
FAX PHONE NUMBER: (312) 491-8818


1988-89 RETURNEES

NAME	GP	POS	YR	HT	PPG	RPG	APG
***JEFF GROSE	28-24	G	Sr	6-2	13.9	2.0	1.6
**BRIAN SCHWABE	28-24	F	Sr	6-9	11.4	4.5	0.9
*PHIL STYLES	28-26	G	Sr	6-3	8.4	3.1	3.2
Rob Ross	3 - 3	G	Sr	6-0	7.3	0.7	1.3
Lucis Reece	10- 6	F	So	6-5	4.8	3.5	1.2
**DON POLITE	28-14	F	Jr	6-5	4.2	1.6	0.8
***Terry Buford	28- 7	G	Sr	6-3	3.0	1.6	1.3
Larry Gorman	3 - 2	F-C	So	6-7	2.7	1.0	0.3
**Bryan Ross	24- 2	F-C	Jr	6-10	1.8	1.5	0.2
Don Brotz	15- 0	F	So	6-5	0.7	0.7	0.1


Note: Returning starters in ALL CAPS; letters earned*

1988-89 NEWCOMERS

NAME	POS	YR	HT	HOMETOWN (School)
David Holmes	G	Fr	6-4	Jackson, MI (Jackson)
Walker Lambiotte	F	Sr	6-7	Woodstock, VA (Woodstock/NC State)
Kevin Nixon	F	Fr	6-8	Council Bluffs, IA (Lincoln)
Evan Pedersen	F	Fr	6-8	Ballwin, MO (Parkway West)
Rex Walters	G	Fr	6-3	San Jose, CA (Piedmont Hills)



Coach Bill Foster



Brian Schwabe



1988-89 SCHEDULE

11/26	CHICAGO
11/28	ILLINOIS WESLEYAN
12/3	at Duke
12/5	at Rutgers
12/10	LOYOLA
12/21	at Florida International Tourney (Miami)
12/22	w/ Radford, Ball State, FIU
12/28	at Fiesta Bowl Tournament (Tucson, AZ)
12/30	w/Pittsburgh, Arizona, Loyola
1/3	NAVY
1/5	PURDUE
1/7	at Michigan
1/11	MICHIGAN STATE
1/14	at Indiana
1/19	ILLINOIS
1/21	MINNESOTA
1/26	at Ohio State
1/28	WISCONSIN
2/2	at Iowa
2/9	INDIANA
2/11	at Illinois
2/15	at Wisconsin
2/18	OHIO STATE
2/22	IOWA
2/25	at Michigan State
3/4	at Minnesota
3/9	MICHIGAN
3/11	at Purdue

MICHIGAN STATE UNIVERSITY

Feb. 2, 7:05 p.m. CST, UW Fieldhouse
Mar. 11, 3:00 p.m. CST, East Lansing, MI

QUICK FACTS

LOCATION: East Lansing, MI 48824
ENROLLMENT: 42,096
NICKNAME: Spartans
COLORS: Green and White
ARENA: Jenison Field House (10,004)
CONFERENCE: Big Ten
ATHLETIC DIRECTOR: Doug Weaver

BASKETBALL OFFICE

HEAD COACH: Jud Heathcote (Washington State, 1950)
(517) 355-1643
MICHIGAN STATE RECORD: 196-149 (12 years)
CAREER RECORD: 276-202 (17 years)
ASSISTANT COACHES: Tom Izzo, Herb Williams, Jim Boylan

QUICK STATS

1987-88 RECORD: 10-18, 5-13 (8th)
LETTERMEN RETURNING/LOST: 7/5
STARTERS RETURNING/LOST: 2/3
SERIES RECORD VS. UW: 41-40 Wisconsin

SPORTS INFORMATION

SID: Ken Hoffman (517) 355-2271
Home: (517) 394-4542
ASS'T SID: John Farina
BASKETBALL PRESS BOX PHONE: (517) 353-1626
FAX PHONE NUMBER: (517) 353-9636


1988-89 RETURNEES

NAME	GP	POS	YR	HT	PPG	RPG	APG
**KEN REDFIELD	28-25	F	Jr	6-7	11.7	5.1	2.3
*STEVE SMITH	28-26	G	So	6-6	10.7	4.0	2.9
**Kirk Manns	28- 1	G	Jr	6-1	5.0	0.4	0.5
**Todd Wolfe	28- 2	G/F	Jr	6-5	4.4	2.1	0.8
*Jesse Hall	24- 2	G	So	6-3	3.3	0.6	0.8
***Scott Sekal	21- 0	F	Sr	6-8	1.5	0.2	0.1
**David Mueller	21- 0	C	Jr	6-9	0.5	1.0	0.2
***Jim Sarkine	6 - 0	F	Sr	6-9	0.0	0.3	0.0


Note: Returning starters in ALL CAPS; letters earned*

1988-89 NEWCOMERS

NAME	POS	YR	HT	HOMETOWN (School)
Jeff Casler	G	So	6-0	St. Johns, MI (St. Johns)
Parish Hickman	F	Fr	6-7	Detroit, MI (Redford Bishop Borgess)
Mark Montgomery	G	Fr	6-2	Inkster, MI (Southgate Aquinas)
Mike Peplowski	C	Fr	6-10	Detroit, MI (Warren De La Salle)
Matt Steigenga	F	Fr	6-7	Grand Rapids, MI (G.R. South Christian)
Jon Zulauf	F	Fr	6-7	Port Huron, MI (Port Huron)



Coach Jud Heathcote



Ken Redfield




1988-89 SCHEDULE

11/28	FURMAN
11/30	at Nebraska
12/10	BOWLING GREEN STATE
12/13	ILLINOIS-CHICAGO
12/15	at Detroit
12/17	AUSTIN PEAY STATE
12/22	EASTERN MICHIGAN
12/27-	at Far West Classic (Portland, OR) w/Colorado, Oregon State, St. Joseph's (PA)
12/30	w/Clemson, Oregon, Chicago St., Middle Tennessee
1/5	IOWA
1/7	at Illinois
1/11	at Northwestern
1/14	OHIO STATE
1/21	at Indiana
1/25	PURDUE
1/28	MINNESOTA
2/2	at Wisconsin
2/4	at Michigan
2/11	at Ohio State
2/16	ILLINOIS
2/18	at Purdue
2/23	INDIANA
2/25	NORTHWESTERN
2/27	MICHIGAN
3/2	at Iowa
3/8	at Minnesota
3/11	WISCONSIN

UNIVERSITY
OF WISCONSIN

ADMINISTRATION



ATHLETIC DIRECTOR A.L. 'ADE' SPONBERG



A new era of University of Wisconsin athletics began in 1987 as the school welcomed Athletic Director A.L. "Ade" Sponberg.

Sponberg was named the UW's athletic director on May 15, 1987 and thus marks the second year at the helm of the Wisconsin athletic program in 1988-89. He succeeded Elroy "Crazylegs" Hirsch, who served 18 successful years at the helm before announcing his retirement.

Sponberg has made an immediate impact on the Wisconsin athletic scene. He has been instrumental in instituting a comprehensive marketing program for the athletic department and has made the "business" side of the program a top priority. He has been a key figure in the addition of the Dave McClain Athletic Facility to the department and has been on a seemingly non-stop "meet the public" crusade since first coming to Madison.

The 51-year-old Sponberg assumed his duties at Wisconsin on July 1, 1987. He has nearly 22 years of experience as a collegiate athletic director, including a most recent tenure at North Dakota State University from 1973-87. In addition to his AD's position at NDSU, Sponberg also held the rank of professor and chaired the Division of Health, Physical Education, Recreation and Athletics.

The athletic program at NDSU enjoyed a highly successful period under Sponberg's leadership. From 1982-85, North Dakota State was the all-sports champion of the North Central Intercollegiate Athletic Conference, the school's football team won NCAA Division II national championships in 1983, 1985 and 1986, and the men's and women's basketball teams as well as the women's volleyball team all reached the NCAA Division II playoffs.

Among the football coaches Sponberg hired while athletic director at North Dakota State were Jim Wacker, now head coach at Texas Christian University, and current Wisconsin head coach Don Morton.

Prior to his period of service at NDSU, Ade was athletic director at Augustana College in Sioux Falls, South Dakota from 1968-73.

He has also been heavily involved in NCAA (National Collegiate Athletic Association) governance and policymaking throughout his distinguished career as an administrator. At the time of his hiring at Wisconsin in the Spring of 1987, Ade was a member of the NCAA Council, and was NCAA Division II vice-president. He also served as an NCAA Administrative Committee member from 1984-86. Since 1976, Ade has served on nine other NCAA committees, dealing with such issues as recruiting, legislation and interpretation, television and eligibility.

Ade's academic background is impressive as well. He earned a Ph.D. in Physical Education and Athletic Administration from the University of Michigan in 1968, received a master's degree in Physical Education from Mankato State University in 1963, and earned a bachelor's degree in Physical Education from Gustavus Adolphus College in 1958.

He and his wife, Donna, have two children - Steve, 30, and Kari, 28.

WISCONSIN ATHLETIC OFFICIALS



RALPH NEALE
Deputy Athletic Director

Ralph Neale is in his sixth year as Deputy Athletic Director in the Wisconsin Athletic Program. As a member of the management team, Ralph is responsible for personnel, finance and general administration of the UW Athletic Department.

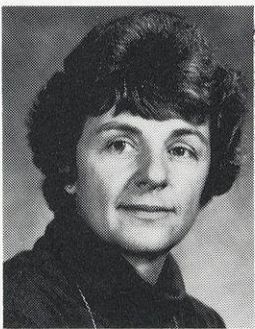
Prior to his arrival at Wisconsin, Neale had an eight-year tenure as Superintendent of the Middleton-Cross Plains area, Wisconsin School District.

A 1956 graduate of the University of Wisconsin with a Bachelor's degree in Education, Ralph also earned both his Master's and Doctor's degrees in Education from the UW.

A native of Montello, Wisconsin, Neale was a member of the University of Wisconsin's varsity wrestling teams in 1954, 1955 and 1956. He earned a major "W" award his senior year.

He previously taught at Monroe, Wisconsin High School where he coached wrestling, football and track. He also served administrative stints at Madison LaFollette and Memorial High Schools, and at New Richmond, Wisconsin High School.

Ralph and his wife, Janis, are the parents of two children - Scott, 24, and Ann, 22.



KIT SAUNDERS-NORDEEN
Associate Athletic Director
Personnel, Public Relations and Development

Katherine "Kit" Saunders-Nordeen, Associate Athletic Director, is in her 15th year with the University of Wisconsin Athletic Department.


As a member of the management team, Kit is responsible for personnel, public relations, academic services and development for the Wisconsin athletic program.

A native of Teaneck, New Jersey, Saunders-Nordeen originally joined Wisconsin's athletic staff in 1974 as its first Director of Women's Intercollegiate Athletics.

She is a 1962 graduate of Trenton (NJ) State College with a Bachelor of Arts degree in Health and Physical Education. Kit came to Wisconsin in 1964 and earned her Master of Science degree in 1966. She then went on to earn her PhD in Education Administration in 1977 with a doctoral dissertation entitled "The Governance of Intercollegiate Athletics."

Kit has been active in all phases of women's athletics on the Wisconsin campus. She helped found the Wisconsin Women's Intercollegiate Athletic Conference (WWIAC) in 1971 and served as its President in 1978-79. Kit received the WWIAC Distinguished Service Award in 1982.

Nationally, she was elected first Vice-President of the Association of Intercollegiate Athletics for Women (AIAW) from 1979-1982. She was the first inductee into the University of Wisconsin Women's Athletic Hall of Fame in 1984 and was selected for the YWCA Woman of Distinction Award in 1986.



DUANE KLEVEN
Assistant Athletic Director
Men's Varsity Sports

Duane Kleven is in his fifth year as an assistant athletic director for Men's Varsity Sports with the University of Wisconsin Athletic Department. He assumed his position on April 1, 1984.

A native of Stoughton, Wisconsin, Duane is a 1961 graduate of the University of Wisconsin with a Bachelor's degree in Physical Education. He also earned his Master's degree in Physical Education from the UW in 1963.


Kleven was a successful wrestling coach for 13 years, and revitalized the Wisconsin wrestling program in the 1970s.

He began his coaching career at UW-Oshkosh in 1969 with a 10-7 record. He then assumed the head coaching duties at Wisconsin in 1970. His 12-year dual meet record at Wisconsin was a sparkling 134-48-5.

After retiring from the head wrestling post in 1982, Kleven was named director of the Camp Randall Memorial Sports Center — better known as the "Shell." Two years later he accepted the position of assistant athletic director at Wisconsin.

Kleven received the "Coach of the Year" award from the United States Wrestling Federation (USWF) in 1976. He was named the NCAA "Coach of the Year" in 1977 by the National Wrestling Coaches Association. He was named to the Wisconsin Wrestling Coaches Association "George Martin Wrestling Hall of Fame" in 1980.

Duane and his wife, Mona, are the parents of a married son, Kurt, a married daughter, Charlotte, and a two-year-old grand daughter, Claire.



JOEL MATURI
Assistant Athletic Director
Facilities and Events

Joel Maturi was named Assistant Athletic Director for Facilities and Events for the University of Wisconsin Athletic Department in December of 1986. He assumed his duties in March of 1987.

Maturi, 43, is a 1967 graduate of Notre Dame where he earned a Bachelor of Arts degree in Political Science. The Chisholm, Minnesota native received his Master's degree from UW-Platteville in 1985 in Educational Professional Development.

He began his professional career at Madison's Edgewood High School in 1968 in the Social Studies Department. During his distinguished career there, he successfully coached the school's track (1969), baseball (1970-72), football (1972-81) and basketball (1971-86) teams, earning Madison's "Coach of the Year" award seven times. He also took six of his Edgewood basketball teams to the WISAA State Tournament.

In 1976, Maturi became Edgewood's Dean of Students, serving in that capacity until 1984 when he was named Associate Principal of the school.

Joel and his wife, Lois, are the parents of three children - Mark, 12, Kate, 10, and Anne, 8.

*all these go on 2 pages
small photos on top ok - like football*



MARY WEAVER-KLEES

Student Personnel Services

A native of Madison, Mary joined the University of Wisconsin Athletic Department in 1983. Her direct responsibilities with the Badger basketball team include: academic advising, administering study table, career counseling and recruiting.


Her duties in the UW Athletic Department include academic, personal and career counseling for 1,000 University of Wisconsin student-athletes. She also coordinates the staffing and administering of the Micro Computer Center for student-athletes.

Weaver-Klees earned a Bachelor of Science degree in Psychology in 1977 from the University of Wisconsin-Stevens Point. She earned a Master's degree in Counseling and Guidance in 1983 from the University of Wisconsin-Madison.

While pursuing her Master's degree, Mary was a Teaching Assistant in the School of Education's Counseling Psychology and Counselor Education Department from (1982-83). She also worked as a Research Assistant for the Madison Guidance Institute for Talented Students (1981-82).

Mary is a member of the Support Committee, a campus alcohol and drug abuse educational program. She also has extensive experience working with minority student-athletes in career advising.

Mary and her husband, Jeff, have one son, Evan, 2.



ROGER SCHUSTER


Facility Coordinator

Roger Schuster begins his sixth season as coordinator of the Wisconsin Fieldhouse. Roger has been with the UW maintenance department for 14 years, the first eight in stadium maintenance.

A native of Sun Prairie, Roger is the third generation in his family to maintain the Fieldhouse.

Roger and his wife, Mary, are the parents of two sons — Nathan, 4, and Michael, 2.

TRAINING STAFF



ANDY WINTERSTEIN


Assistant Trainer

Andy Winterstein is in his third year as a member of the Wisconsin training staff. A certified member of the National Athletic Trainers Association (NATA), Andy is the head basketball trainer for the University of Wisconsin.

A native of Phoenix, Arizona, he received his Bachelor of Science degree in Secondary Education from the University of Arizona in 1984. While at Arizona, Andy served as a student trainer for four years. He also worked for the Houston Astros baseball organization as the Head Athletic Trainer for three seasons in the New York-Penn league and for one season in the South Atlantic league.

Andy earned his Master of Science degree in Physical Education with an emphasis in Applied Physiology and Athletic Training from the University of Oregon in 1986.

Assisting Andy during the 1988-89 season is student trainer **Joe Green**.



JIM HYNE

Strength & Conditioning Coach


In charge of the basketball team's strength and conditioning program is Jim Hyne. Jim has been associated with the UW strength program for the past six years. He is certified by and extensively involved in the National Strength and Conditioning Association.

Jim also coordinates the strength and conditioning programs for the men's and women's varsity sports and assists Head Strength and Conditioning Coach Ken Ellett with the football program. Jim earned a major "W" award as a catcher on the 1981 baseball team.

Jim earned his Bachelor of Arts degree from the University of Wisconsin in 1983. He earned his Masters degree in Educational Administration from the UW in August 1988.

Jim and his wife, Cindy, have one daughter, Ashley, born on September 1.

MEDICAL STAFF



WILLIAM CLANCY, JR., M.D.

Head Team Physician and Team Orthopedic Surgeon

The medical staff serving the University of Wisconsin athletic teams is headed by Dr. William G. Clancy, Jr., Professor of Orthopedic Surgery and Head of the Section of Sports Medicine.

Dr. Clancy is a 1963 graduate of Manhattan College where he was a former national champion in track. He received his orthopedic training at St. Luke's Hospital-Columbia University in New York City. He served as the Head Team Physician for the U.S. Naval Academy before coming to Wisconsin in 1974.

Dr. Clancy is responsible for development of the U.W. Hospital Sports Medicine and Fitness Center which currently provides athletic trainers for 40 area high schools. The U.W. Sports Medicine program is considered the number one program of its kind in the United States.

He is internationally recognized for his expertise in knee and sports medicine injuries. He has served as a Team Physician for the U.S. Ski Team at two Olympics and has been the Head Team Orthopedist for the U.S. Nordic Ski Program for the past 12 years.



GREG LANDRY, M.D.

Head Medical Team Physician

Dr. Greg Landry, Assistant Professor of Pediatrics at the University of Wisconsin, is the Head Medical Team Physician for the University of Wisconsin athletic teams.

Dr. Landry graduated from Butler University in 1976 where he was a former quarterback. He graduated from the Indiana University School of Medicine and received all of his training in pediatrics and adolescent medicine at the University of Wisconsin. He practices both in the Department of Pediatrics and the U.W. Hospital Sports Medicine Center.

ACADEMIC STAFF

"The goal of our staff is to provide an atmosphere in which each young man or woman can develop fully — as a person, as a student and as an athlete."

Academic excellence is emphasized at Wisconsin. Much of the credit for the impressive academic record behind many Wisconsin athletes must be given to the counseling system available to the student athletes.

Three full-time staff members — Assistant Athletic Director **Dr. Diane Johnson** and counselors **Alan Zussman** and **Mary Weaver** — conduct the Wisconsin Student Affairs program offered to the nearly 900 Badger athletes. As former members of the academic dean's office, Alan and Diane have a comprehensive understanding of academics at Wisconsin and a permanent line of communication with all University departments.

For those athletes who do request assistance, Diane, Alan and Mary offer counseling sessions on a one-to-one basis at a time appropriate for the athlete. Wisconsin




Wisconsin student affairs counselors Mary Weaver (L), Alan Zussman and Diane Johnson

athletes are encouraged to be degree-oriented while allowing for the flexibility to explore different areas. The counseling

staff takes a personal approach to each athlete in determining his or her individual needs, personal or academic.

THE UNIVERSITY OF WISCONSIN — ACADEMIC EXCELLENCE



Athletic Board Scholars are letter winners who have the highest grade point averages in their respective sports. The honor, begun in 1987, is awarded annually by the UW Athletic Board.

The 1987-88 school year proved to be another in a long line of success for University of Wisconsin athletes in the classroom.

- Don Davey (football) earned GTE/CoSIDA Academic All-American first team honors.
- Tom Senn (men's swimming) was voted to the second GTE/CoSIDA Academic All-American At-Large team.

Of the 1,042 men and women student-athletes - representing 25 sports - registered last fall, 323 (31%) recorded a B (3.00 on a 4.00 scale) or better. A total of 98 student-athletes were named to Dean's lists in their respective colleges.

Four athletes achieved a 4.00 GPA, or straight A's — Robert Waite (men's tennis), and James Almquist, Jerome Ebert and John Hill (men's crew).


This marked the 13th consecutive semester at the UW that at least 31% of the school's student-athletes achieved such excellent classroom results.

Forty-four male student-athletes at the University of Wisconsin, including Rob Willey of the basketball team, earned Big Ten All-Academic honors in 1987-88 along with 34 female student-athletes.

Since 1979, seven University athletes have received the prestigious NCAA post-graduate scholarship award - an achievement unparalleled among Division I institutions.

*Wisc FB
"Final III" stats
(was old p. 6)*

UNIVERSITY OF WISCONSIN BAND



Varsity band director Mike Leckrone and the Badger band perform in the UW Fieldhouse.

Under the direction of Mike Leckrone, the University of Wisconsin Band plays a major part in the excitement of basketball games at the Fieldhouse. The band performs at all Badger basketball and hockey games and is made up entirely of members of the UW marching band.

Leckrone, in his 20th year at Wisconsin, created the Varsity band when he came to the University in 1969. He has seen it grow from just 27 members that first year to more than 200 today.

Although band members attend basketball games on a volunteer basis, there is always a large and enthusiastic group present. A typical Saturday would find the band performing at a basketball game in the afternoon and a hockey game that same night.


The band is well-known for its diverse and unusual repertoire. In addition to such traditional favorites as "On Wisconsin" and "If You Want To Be A Badger", the band also fires up the crowd with more recent hits like "Dance Little Bird", "Tequila" and of course, "You've Said It All."

The combination of music and mayhem have made the Varsity band extremely popular with Wisconsin students, alumni and sports fans. The band has performed at six NCAA Hockey Championships, always receiving complimentary and enthusiastic reactions from writers, broadcasters and fans alike. The band has been prominently featured on all the major television networks as well as ESPN and three cable news networks.


Besides playing at athletic events, this versatile group of musicians give various concerts around the state during the Spring semester.

The culmination to the year is the annual Spring concert in the UW Fieldhouse. Each April, sell-out crowds of more than 9,500 come to take part in the fun and excitement that typify a Varsity band performance. The concert has become so popular that it is televised throughout the state.

From its humble beginnings, the Varsity band has become one of the most popular sought after performing organizations in the state.



Following his introduction to the UW Varsity band, ESPN's Dick Vitale poses during Bucky's Bleacher Creatures promotion.



Bucky Badger gives ESPN television announcer Dick Vitale last minute instructions.

BADGERS ENJOY SUCCESSFUL SUMMER TOUR

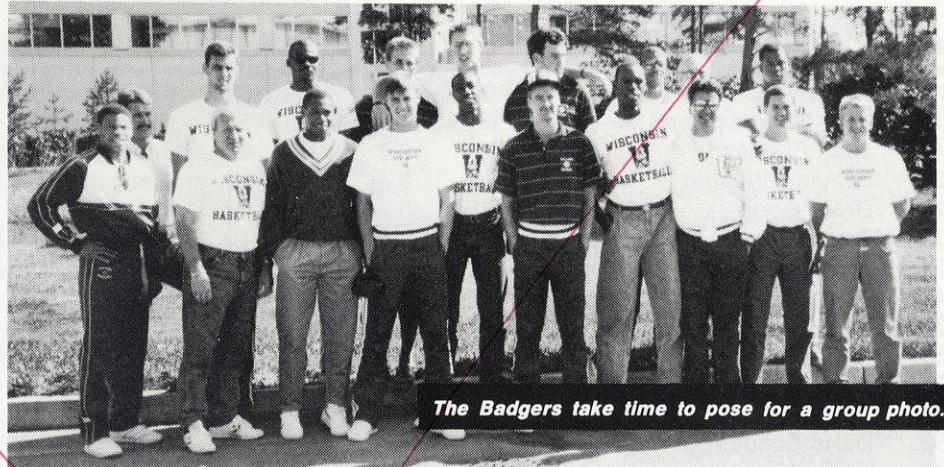
Out

The Badgers got a jump on the 1988-89 season by taking a two-week, summer tour of Denmark, Finland and Sweden. They returned home with an 8-0 record and new found confidence.


The NCAA allows teams to travel abroad once every four years. Thanks to the financial support of the Badger Basketball Boosters, Head Coach Steve Yoder and his squad enjoyed an experience they will remember the rest of their lives.

"When you take a trip like ours, you don't really expect to win all eight games," Yoder said. "But it was worth every penny. I think we're really going to see some benefits from it down the road."

Forward **DANNY JONES** gave the fans something to remember and future foes



The Badgers take time to pose for a group photo.



Byron Robinson, Patrick Tompkins, Trent Jackson and Willie Simms aboard the cruise ship M.S. Finlandia on a trip to Helsinki, Finland.

something to think about in the final game of the trip. He scored 53 points to lead the UW to a 120-118 victory over Taby of Sodertalje, Sweden's national champion. Wisconsin overcame a 12-point deficit in the last four minutes.

"We discovered two things on the trip," Yoder said. "With the wide lane in the international game, Jones learned he can score farther away from the basket. The trip also showed our players that Jones needs to get the ball in his hands as much as possible."

Jones made 22 of 27 field goal attempts and was virtually unstoppable against Sweden's national champions. His performance overshadowed **TRENT JACKSON** who was also in double figures with 34 points. Jackson made 14 of 17 field goals and **TOM MOLASKI** handed out 10 assists.

Wisconsin began the trip by crushing a club team from Halsingborg, Sweden, 104-53 on August 11. The Badgers defeated the Denmark National Team, 75-68, in the first of two games. They completed the two-game sweep with a 77-58 victory on August 14.

The Badgers reached the half-way point of their tour by posting a 94-65 victory over HMNKY, Finland's National Team, on


August 16. Jackson turned in a dazzling performance with a game-high 26 points on 11 of 14 shooting and a game-high six steals.

Jones and **DARIN SCHUBRING** scored 20 and 19 points, respectively, in a 95-62 rout of Fokopo, a club team from Forssa, Finland. The Badgers ended their tour of Finland with an 88-74 victory over Uudenkaupungin on August 20.

TIM LOCUM scored 21 points to lead six Badgers in double figures in a 91-55 rout of a club team from Solna, Sweden on August 21.

The Badgers shot 63 percent from the field during the tour and made 51 of 63 shots in the final game (.810).

"This was a great learning experience for us as well as a great life experience," Yoder said. "But a true evaluation of the trip won't be available until our regular season begins in November. Then we'll see how much we learned."



Trent Jackson, Athletic Director Ade Sponberg and senior manager Kevin Draws enjoy a slight seeing tour.

BADGER ROSTERS

ALPHABETICAL

NO.	NAME	POS.	HT.	WT.	YEAR	HOMETOWN (HIGH SCHOOL)
10	Billy Douglass	G	6-5	185	So	Lake Forest, Ill. (Lake Forest)
40	John Ellenson	F	6-7	210	So	Menomonie, Wis. (Menomonie)
21	James Gillespie	G	6-4	190	Jr	Detroit, Mich. (Redfern/Highland Park CC)
12	Brian Good	G	6-1	180	Fr	Rossville, Ind. (Rossville)
32	***Trent Jackson	G	6-1	178	Sr	Bolingbrook, Ill. (Bolingbrook)
50	**Danny Jones	F	6-6	240	Jr	Rockford, Ill. (Boylan)
44	*Tim Locum	G	6-4	175	So	Flora, Ill. (Flora)
30	***Tom Molaski	G-F	6-6	195	Sr	Grafton, Wis. (Grafton)
53	**Kurt Portmann	F	6-11	225	Jr	Sheboygan, Wis. (North)
22	***Pollis Robertson	F	6-7	220	Sr	Wayne, Mich. (Memorial)
20	*Byron Robinson	G	6-5	185	Jr	Springfield, Ill. (Southeast)
52	***Darin Schubring	C	6-10	240	Sr	Baraboo, Wis. (Baraboo)
23	Willie Simms	G	6-5	185	So	Pontiac, Mich. (Central)
55	Greg Sipla	F-C	6-10	225	Sr	Racine, Wis. (Case)
43	*Patrick Tompkins	F	6-6	245	So	Waukegan, Ill. (East)
41	**Rob Willey	F	6-9	220	Sr	Neenah, Wis. (Neenah)

NUMERICAL

NO.	NAME	POS.	HT.	WT.	YEAR	HOMETOWN (HIGH SCHOOL)
10	Billy Douglass	G	6-5	185	So	Lake Forest, Ill. (Lake Forest)
12	Brian Good	G	6-1	180	Fr	Rossville, Ind. (Rossville)
20	*Byron Robinson	G	6-5	185	Jr	Springfield, Ill. (Southeast)
21	James Gillespie	G	6-4	190	Jr	Detroit, Mich. (Redfern/Highland Park CC)
22	***Pollis Robertson	F	6-7	220	Sr	Wayne, Mich. (Memorial)
23	Willie Simms	G	6-5	185	So	Pontiac, Mich. (Central)
30	***Tom Molaski	G-F	6-6	195	Sr	Grafton, Wis. (Grafton)
32	***Trent Jackson	G	6-1	178	Sr	Bolingbrook, Ill. (Bolingbrook)
40	John Ellenson	F	6-7	210	So	Menomonie, Wis. (Menomonie)
41	**Rob Willey	F	6-9	220	Sr	Neenah, Wis. (Neenah)
43	*Patrick Tompkins	F	6-6	245	So	Waukegan, Ill. (East)
44	*Tim Locum	G	6-4	175	So	Flora, Ill. (Flora)
50	**Danny Jones	F	6-6	240	Jr	Rockford, Ill. (Boylan)
52	***Darin Schubring	C	6-10	240	Sr	Baraboo, Wis. (Baraboo)
53	**Kurt Portmann	F	6-11	225	Jr	Sheboygan, Wis. (North)
55	Greg Sipla	F-C	6-10	225	Sr	Racine, Wis. (Case)

PRONUNCIATIONS
 Locum — LOW-kum
 Molaski — Mo-LAS-key
 Schubring — SHOE-bring
 Sipla — SIP-la
 Willey — WILL-ee

* Denotes number of "W" awards earned



TOP (L-R) Assistant Coach Rod Zentner, Strength Coach Jim Hyne, Senior Manager Kevin Draws, Trainer Andy Winterstein, Billy Douglass, John Ellenson, Greg Sipla, Kurt Portmann, Darin Schubring, Rob Willey, Brian Good, Graduate Assistant Coach Randy Handel, Senior Manager John Kaczowski and Assistant Coach Ray McCallum. BOTTOM (L-R) Head Coach Steve Yoder, James Gillespie, Byron Robinson, Willie Simms, Tri-captain Tom Molaski, Tri-captain Danny Jones, Tri-captain Trent Jackson, Tim Locum, Pollis Robertson, Patrick Tompkins and Assistant Coach Brad McNulty.

OPPONENT SPORTS INFORMATION DIRECTORS

Oregon
Steve Hellyer
Office: 503-686-5488
At Home: 503-MUD-DUCK

Ferris State
Ted Halm
Office: 616-592-2331
At Home: 616-796-6087

Maine
Len Harlow
Office: 207-581-1086
At Home: 207-945-5221

Rice
Bill Cousins
Office: 713-527-4034
At Home: 713-363-1456

Eastern Illinois
David Kidwell
Office: 217-581-6408
At Home: 217-345-4166

Loyola of Chicago
Paul Mettewie
Office: 312-508-2566
At Home: 312-475-4776

Butler
Jim McGrath
Office: 317-283-9375
At Home: 317-842-5940

Marquette
Betsy Van Sickle
Office: 414-224-7447
At Home: 414-351-5428

Denver
Bill Scharton
Office: 303-871-3392
At Home: (303-722-7614

Eastern Michigan
Jim Streeter
Office: 313-487-0317
At Home: 313-485-3221

Minnesota
Bob Peterson
Office: 612-625-2845
At Home: 612-644-2658

Ohio State
Steve Snapp
Office: 614-292-6861
At Home: 614-261-1045

Illinois
Tab Bennett
Office: 217-333-1390
At Home: 217-359-4784

Purdue:
Mark Adams
Office: 317-494-3200
At Home: 317-463-0102

Indiana
Kit Klingelhoffer
Office: 812-335-2421
At Home: 812-332-4990

Michigan
Bruce Madej
Office: 313-763-4423
At Home: 313-971-2549

Iowa
George Wine
Office: 319-335-9411
At Home: 319-644-2781

Northwestern
Sharon Miller
Office: 312-491-7503
Home: 312-834-8219

Michigan State
Ken Hoffman
Office: 517-355-2271
At Home: 517-394-4542

GENERAL INFORMATION

LOCATION Madison, WI 53711
 FOUNDED 1848
 ENROLLMENT 43,368
 NICKNAME Badgers
 COLORS Cardinal and White
 CONFERENCE Intercollegiate Conference of Faculty Representatives (Big Ten)
 ARENA (CAPACITY) Wisconsin Fieldhouse (11,895)

UNIVERSITY SYSTEM PRESIDENT Dr. Kenneth Shaw
 CHANCELLOR Dr. Donna E. Shalala
 ATHLETIC DIRECTOR Dr. A. L. "Ade" Sponberg
 ASSOCIATE ATHLETIC DIRECTOR Dr. Kit Saunders-Nordeen

SPORTS INFORMATION DIRECTOR Jim Mott, AC 608 263-4430 (Home: 233-5009)
 RADIO-TV DIRECTOR: Bob Leu, 262-2255 (Home: 271-8633)
 ASSISTANT DIRECTOR Doug Spencer, 262-8216 (Home: 233-4347)
 BASKETBALL ASSISTANT Dennis Semrau, 262-1811 (Home: 233-8008)
 SPORTS NEWS SERVICE ADDRESS 1440 Monroe Street, Madison, WI 53711
 SPORTS NEWS PHONE NUMBER (608) 262-1811
 SPORTS NEWS UPDATE LINE (608) 262-1812
 SPORTS NEWS FAX MACHINE (608) 263-7849
 UW BASKETBALL PRESS ROW PHONE (608) 263-2249

1987-88 OVERALL RECORD 12-16 (.429)
 1987-88 BIG TEN RECORD 6-12 (7th)
 LETTERWINNERS RETURNING/LETTERWINNERS LOST 10/1
 STARTERS RETURNING/STARTERS LOST 5/0
 1988-89 TRI-CAPTAINS Trent Jackson, Danny Jones and Tom Molaski

BEST TIME TO CONTACT COACH YODER Weekdays 9 a.m. to noon (CST)
 BASKETBALL OFFICE PHONE (608) 262-4597

MEDIA INFORMATION

BIG TEN ON TELEVISION

One of the nation's top rated conferences in America, the Big Ten is also among the most watched conferences. A total of 48 Big Ten basketball games, 39 conference games and nine non-conference games, will be televised live, regionally or nationally, this year on ABC, CBS, ESPN and the Big Ten network. Following is the complete schedule as of November 1. Games and times are subject to change.

DATE	GAME	AIR TIME (CST)	NETWORK
Dec. 3	INDIANA vs. Louisville	1:00 p.m.	ABC
Dec. 6	INDIANA at Notre Dame	6:30 p.m.	ESPN
Dec. 6	Florida at ILLINOIS	8:30 p.m.	ESPN
Dec. 8	Connecticut at PURDUE	6:30 p.m.	ESPN
Dec. 14	Nebraska at OHIO STATE	6:30 p.m.	ESPN
Dec. 20	INDIANA at Kentucky	6:30 p.m.	ESPN
Jan. 4	OHIO STATE at INDIANA	7:00 p.m.	Big Ten
Jan. 4	MINNESOTA at WISCONSIN	9:00 p.m.	ESPN
Jan. 7	WISCONSIN at OHIO STATE	12:00 noon	Big Ten
Jan. 7	IOWA at North Carolina	3:00 p.m.	CBS
Jan. 9	INDIANA at PURDUE	8:30 p.m.	ESPN
Jan. 11	MICHIGAN STATE at NORTH-WESTERN	7:00 p.m.	Big Ten
Jan. 14	MICHIGAN at ILLINOIS	12:00 noon	Big Ten
Jan. 16	OHIO STATE at MICHIGAN	8:30 p.m.	ESPN
Jan. 18	PURDUE at MINNESOTA	7:00 p.m.	Big Ten
Jan. 19	ILLINOIS at NORTHWEST-ERN	9:00 p.m.	ESPN
Jan. 21	IOWA at PURDUE	12:00 noon	Big Ten
Jan. 22	Georgia Tech at ILLINOIS	12:00 noon	ABC
Jan. 23	INDIANA at MICHIGAN	8:30 p.m.	ESPN
Jan. 25	PURDUE at MICHIGAN STATE	7:00 p.m.	Big Ten
Jan. 28	WISCONSIN at NORTH-WESTERN	12:00 noon	Big Ten
Jan. 29	OHIO STATE at Louisville	1:00 p.m.	ABC
Jan. 29	MICHIGAN at PURDUE	3:00 p.m.	ABC
Jan. 30	IOWA at INDIANA	8:30 p.m.	ESPN
Feb. 1	OHIO STATE at MINNESOTA	7:00 p.m.	Big Ten
Feb. 4	MICHIGAN STATE at MICHIGAN	12:00 noon	Big Ten
Feb. 5	ILLINOIS at IOWA	3:00 p.m.	ABC
Feb. 6	PURDUE at OHIO STATE	8:30 p.m.	ESPN
Feb. 8	WISCONSIN at MINNESOTA	7:00 p.m.	Big Ten
Feb. 11	MICHIGAN at MINNESOTA	12:00 noon	Big Ten
Feb. 12	PURDUE at INDIANA	2:00 p.m.	ABC
Feb. 13	OHIO STATE at IOWA	8:30 p.m.	ESPN
Feb. 15	NORTHWESTERN at WISCONSIN	7:00 p.m.	Big Ten
Feb. 18	ILLINOIS at WISCONSIN	12:00 noon	Big Ten
Feb. 19	MICHIGAN at INDIANA	1:00 p.m.	ABC
Feb. 20	PURDUE at ILLINOIS	8:30 p.m.	ESPN
Feb. 22	IOWA at NORTHWESTERN	7:00 p.m.	Big Ten
Feb. 25	NORTHWESTERN at MICHIGAN STATE	12:00 noon	Big Ten
Feb. 26	PURDUE at IOWA	1:00 p.m.	ABC
Feb. 26	ILLINOIS at OHIO STATE	3:00 p.m.	ABC
Feb. 27	MICHIGAN at MICHIGAN STATE	8:30 p.m.	ESPN
Mar. 1	INDIANA at OHIO STATE	7:00 p.m.	Big Ten
Mar. 4-5	ILLINOIS at INDIANA	12:00 noon	Big Ten or ABC
Mar. 4-5	IOWA at MICHIGAN	3:00 p.m.	Big Ten or ABC
Mar. 8	MICHIGAN STATE at MINNESOTA	7:00 p.m.	Big Ten
Mar. 8	IOWA at ILLINOIS	9:00 p.m.	ESPN
Mar. 11	INDIANA at IOWA	12:00 noon + +	Big Ten or ABC
Mar. 11	ILLINOIS at MICHIGAN	3:00 p.m. + +	Big Ten or ABC

COVERING THE WISCONSIN BASKETBALL BEAT

WISCONSIN PRINT MEDIA

BADGER HERALD, 638 State Street, Madison, WI 53703, 608-257-4712, Mark Grapentine
 CAPITAL TIMES, P.O. Box 8060, Madison, WI 53708, 608-252-6474, Dennis Punzel
 DAILY CARDINAL, Vilas Hall, Univ. of Wisconsin, Madison, WI 53706, 608-262-5854, Andy Katz
 MILWAUKEE JOURNAL, 333 W. State Street, Milwaukee, WI 53201, 414-223-5529, Gary Van Sickle
 MILWAUKEE SENTINEL, 2045 E. Washington Avenue, Apt. #3, Madison, WI 53703, 608-241-4005, Tom Silverstein
 WISCONSIN STATE JOURNAL, P.O. Box 8058, Madison, WI 53708, 608-252-6168, Vic Feuerherd

WISCONSIN WIRE SERVICES

ASSOCIATED PRESS, 1901 Fish Hatchery Road Madison, WI 53713, 608-252-6297, Art Srb
 UNITED PRESS INTERNATIONAL, 110 E. Main Street, Room 216, Madison, WI 53703, 608-362-8346, Joanne Haas

RADIO

WIBA-AM, P.O. Box 99, Madison, WI 53701, 608-274-5450, Roger Fischer (Sports Director)
 WTDY-AM, P.O. Box 2058, Madison, WI 53701, 608-271-1301, Jack Eich (Sports Director)
 WTSO-AM, P.O. Box 44, Madison, WI 53701, 608-274-1070, Matt Lepay (Sports Director)

TELEVISION

WISC (3), 7025 Raymond Road, Madison, WI 53711, 608-271-5981, Van Stout (Sports Director)
 TV-5, P.O. Box 4366, Madison, WI 53711, 608-271-0550, Mark Peterson
 WMTV (15), 615 Forward Drive, Madison, WI 53711, 608-274-1500, Todd Johnson (Sports Director)
 WHA (21), 821 University Avenue, Madison, WI 53706, 608-263-2125, Jim Santulli
 WKOW (27), P.O. Box 100, Madison, WI 53701, 608-274-6118, Jay Wilson (Sports Director)
 WMSN (47), 7847 Big Sky Drive, Madison, WI 53719, 608-833-0047, Stu Hopfensperger

For Additional Information:

Please contact the University of Wisconsin Sports News Service
 Camp Randall Stadium
 1440 Monroe Street
 Madison, WI 53711
 Telephone—608-262-1811
 Sports Information Director—Jim Mott
 At Home—608-233-5009
 Basketball Assistant—Dennis Semrau
 At Home—608-233-8008
 + ABC-TV WILDCARD GAME—Selection announced 2/29/89
 + + Selection announced 3/5/89

COVERING THE BADGERS

WORKING TICKETS:

All requests for Press Row tickets must be placed with the Wisconsin Sports News Service Office in writing. Upon acceptance of applications, appropriate tickets are either mailed or held for pick-up at the Will-Call window located at Gate B of the Fieldhouse. Working press tickets contain assigned seat locations. Telecopier services will be available to members of the working press by the appropriate servicing organizations.

PRESS ROW:

Wisconsin's working facilities for the press, radio, and television are located on the west side of the Wisconsin Fieldhouse. Half-time and final statistics will be passed out to working media members on press row, not courtside.

RADIO:

Each station admitted for broadcast will be issued three tickets. Radio facilities are located in the second balcony of the west side of the Fieldhouse.

PHOTOGRAPHERS:

Floor passes are limited to daily newspaper, wire service, and television photographers. Photographers may work from either the north, south, or west ends of the court.

PARKING:

A limited number of parking passes for Lots 18 and 19 are available to the working press only. Available passes will be issued as requested.

PLAYER INTERVIEWS:

Media representatives may interview Wisconsin players following all home games in the Fieldhouse's Reinke Room located in the north end of the building. Players will be available following interviews with both coaches. Give the names of the players you wish to interview to a member of the UW Sports News staff.

Players will also be available for interviews following practice only. Practice begins at 1:30 pm daily and finishes at approximately 4:00 pm.

Requests for collect-call phone interviews may also be made with Jim Mott or Dennis Semrau at the UW Sports News Service by calling 608-262-1811.

COACHES INTERVIEWS:


Head Coach Steve Yoder will meet with media representatives following each game in the Reinke Room of the Wisconsin Fieldhouse, after a brief cooling down period.

The best time to reach Coach Yoder is weekdays from 9:00 am to 12:00 noon in his office. His office telephone number is 608-262-4597 and his secretary is Sandy Gillis.

Coach Yoder will also be available for TV interviews following practice from 4:00 to 4:30 pm near the Reinke Room in the Fieldhouse.

Please call the UW Sports News Service Office (608-262-1811) in advance and we will assist you in obtaining your interviews with Coach Yoder and his players.


THE UW SPORTS NEWS STAFF




JIM MOTT



BOB LEU



DOUG SPENCER



DENNIS SEMRAU

JIM MOTT

Jim Mott, is in his 23rd year as Sports Information Director at the University of Wisconsin in 1988-89.

A Madison native, Jim is a member of the CoSIDA (College Sports Information Directors of America) Hall of Fame (1979). He is also a past president of both CoSIDA and the Madison Pen and Mike Club.

In 1986, Jim was honored with the distinguished Arch Ward award—presented by CoSIDA for longtime meritorious service to the sports information profession.

Mott served as Wisconsin's basketball manager for four years while an undergraduate at the UW, earning a major "W" award for his work. He earned his Bachelor of Arts degree in Zoology from Wisconsin in 1951, and then spent

the next three years in the United States Army—including 16 months of service in Korea.

He and his wife, Dorothy, are the parents of three sons—Bill, 26, David, 23, and Eric, 21. Bill is a graduate of the UW Medical School, Dave graduated from the UW Pharmacy school this past May, and Eric is currently an undergraduate at the school.

BOB LEU

Bob Leu, now in his 16th year with the UW athletic program, serves as the department's Radio-TV/Marketing Director. He originally joined Wisconsin's Athletic Department in September of 1973 from WHA-TV where he had served as producer-director and director of sports. Bob was assistant sports information director from 1973 to 1985.

Leu handles all radio and television contracts for the UW Athletic Department, assists in the coordination of athletic marketing programs, and is the producer of Wisconsin's post-season football, basketball and hockey highlight films. He has also done color commentary on Wisconsin's hockey broadcasts, and has served as producer-host of Badger Football on the state's public television stations.

A Milwaukee native, Bob is a 1960 graduate of the University of Wisconsin with a Bachelor of Arts degree in Speech. A past president of the Madison Pen and Mike Club, Bob and his wife Janis have three children, daughter Dawn, married daughter Amie, and son Adam.

DOUG SPENCER

Doug Spencer, now in his fifth year as Assistant Sports Information Director and sixth year overall with the University of Wisconsin athletic program, came to Madison with hockey coach Jeff Sauer in the fall of 1982.

A 1976 graduate of Western Michigan University with a Bachelor of Arts degree in English and Journalism, Spencer was a member of the Badgers' 1983 NCAA Championship ice hockey team as administrative assistant to coach Sauer.

Prior to arriving at the UW, Doug was the Publicity and Publications Director for the Amateur Hockey Association of the United States in Colorado Springs from 1979-81, and was assistant sports information director at both Western Michigan University (1977-79) and Eastern Michigan University (1976-77). He has nine years of collegiate sports information experience behind him in a full-time capacity.

Doug and his wife, Caroline Mallatt Spencer, were married in July of 1987. She is the Director of Sales at the Radisson Inn in Madison.

DENNIS SEMRAU

Dennis Semrau, in his fifth year with the Sports News Service staff, is Wisconsin's Sports Information Assistant in charge of basketball.

In addition to his responsibilities in basketball, Dennis handles publicity duties for the baseball team, the men's track and field, cross country, and gymnastics programs. He also assists with other varsity sports at the UW. His 1988 baseball brochure was judged "Best In The Nation" by the Collegiate Baseball Writers Association and by the College Sports Information Directors of America (CoSIDA). He has also won numerous awards for his cross country and wrestling brochures from CoSIDA.

He served four years on active duty with the United States Navy and later attended Marquette University. Dennis has worked at radio stations in Jacksonville, Fla. and Madison and Milwaukee, Wis. in sales, announcing and promotions.

Dennis earned his Bachelor of Arts degree in Journalism from the University of Wisconsin in 1986. He earned a Masters degree in Educational Administration/Sports Administration, from the UW, in 1988.

Dennis and his wife, Karin, reside in Middleton. She is the Art and Creative Director for Russell Advertising and Marketing, Inc. in Madison.

1988-89 BIG TEN COMPOSITE SCHEDULE

NOVEMBER

- 18 Illinois State at INDIANA (Big Apple NIT), 6:00 p.m.
 20 INDIANA at Big Apple NIT, TBA
 23-25 INDIANA at Big Apple NIT, TBA
 25-27 MICHIGAN & OHIO STATE at Maui Classic (MICHIGAN, OHIO STATE, Oklahoma, Nevada-Las Vegas, DePaul, Memphis State, Vanderbilt & Chaminade)
 25 MICHIGAN vs. Vanderbilt, TBA
 OHIO STATE vs. Oklahoma, TBA
 26 Illinois-Chicago at ILLINOIS, 7:00 p.m.
 McNeese State at IOWA, 7:00 p.m.
 MICHIGAN vs. Chaminade or Memphis State, TBA
 Ball State at MINNESOTA, 1:00 p.m.
 Chicago at NORTHWESTERN, 7:00 p.m.
 OHIO STATE vs. DePaul or Nevada-Las Vegas, TBA
 PURDUE at Kansas State, 7:30 p.m.
 Oregon at WISCONSIN, 3:00 p.m.
 27 MICHIGAN at Maui Classic, TBA
 OHIO STATE at Maui Classic, TBA
 28 Furman at MICHIGAN STATE, 7:00 p.m.
 Illinois Wesleyan at NORTHWESTERN, 7:00 p.m.
 Ferris State at WISCONSIN, 7:00 p.m.
 29 Metro State at ILLINOIS, 7:00 p.m.
 INDIANA at Miami (Ohio), 6:30 p.m.
 IOWA at Drake, 7:00 p.m.
 Youngstown State at MINNESOTA, 7:00 p.m.
 Long Beach State at PURDUE, 6:30 p.m.
 30 MICHIGAN STATE at Nebraska, 7:30 p.m.

DECEMBER

- 1 PURDUE at Texas Tech, 7:30 p.m.
 2 Gambling at MICHIGAN, 7:30 p.m.
 2-3 IOWA hosts Amana-Hawkeye Classic (IOWA, Georgia, Long Beach State & Brown)
 2 IOWA vs. Brown, 8:00 p.m.
 3 IOWA vs. Georgia or Long Beach State, TBA
 2-3 WISCONSIN at First Bank Classic (WISCONSIN, Maine, Rice & Marquette)
 2 WISCONSIN vs. Maine, 9:00 p.m.
 3 WISCONSIN vs. Marquette or Rice, TBA
 3 Mississippi at ILLINOIS, 7:00 p.m.
 INDIANA vs. Louisville at Big Four Classic ABC-TV, 1:00 p.m.
 South Dakota State at Michigan, 1:00 p.m.
 Maryland-Eastern Shore at MINNESOTA, 1:00 p.m.
 NORTHWESTERN at Duke, 6:30 p.m.
 OHIO STATE at Western Michigan, TBA
 PURDUE vs. Colorado, at Denver, 9:30 p.m.
 5 Tampa at MICHIGAN, 6:30 p.m.
 NORTHWESTERN at Rutgers, 6:00 p.m.
 Eastern Illinois at WISCONSIN, 7:00 p.m.
 6 Florida at ILLINOIS, ESPN-TV, 7:30 p.m.
 INDIANA at Notre Dame, ESPN-TV, 6:30 p.m.
 Northern Iowa at IOWA, 7:00 p.m.
 Illinois State at PURDUE, 6:30 p.m.
 7 WISCONSIN at Loyola (Chicago), 7:00 p.m.
 Central Michigan at MICHIGAN, 6:30 p.m.
 8 Connecticut at PURDUE, ESPN-TV, 6:30 p.m.
 9-10 ILLINOIS hosts Illini Classic (ILLINOIS, USC, Duquesne & Arkansas-Little Rock)
 9 ILLINOIS vs. Duquesne, TBA
 9-10 INDIANA hosts Indiana Classic (INDIANA, Alcorn State, Santa Clara & Virginia Commonwealth)
 9 INDIANA vs. TBA, 6:00 p.m.
 10 ILLINOIS vs. USC or Arkansas-Little Rock, TBA
 10 INDIANA vs. TBA, TBA
 Iowa State at IOWA, 8:00 p.m.
 MICHIGAN at Western Michigan, 1:30 p.m.
 Bowling Green at MICHIGAN STATE, 7:00 p.m.
 Florida International at MINNESOTA, 7:00 p.m.
 Loyola (Chicago) at NORTHWESTERN, 12:00 noon
 Lafayette at OHIO STATE, 7:00 p.m.
 PURDUE at Ball State, 1:30 p.m.
 WISCONSIN at Butler, 3:00 p.m.
 12 Jackson State at IOWA, 7:00 p.m.
 Eastern Michigan at MICHIGAN, 6:30 p.m.
 Marquette at WISCONSIN, 7:00 p.m.
 13 Illinois-Chicago at MICHIGAN STATE, 7:00 p.m.
 MINNESOTA at Drake, 7:30 p.m.
 14 Central Florida at IOWA, 7:00 p.m.
 Nebraska at OHIO STATE, ESPN-TV, 6:30 p.m.
 Denver at WISCONSIN, 7:00 p.m.
 15 MICHIGAN STATE at Detroit, 6:30 p.m.
 17 Tennessee Tech at ILLINOIS, 7:00 p.m.
 Texas-El Paso at INDIANA, 1:00 p.m.
 Austin Peay at MICHIGAN STATE, 7:00 p.m.
 MINNESOTA at Marquette, 1:00 p.m.

- OHIO STATE at Dayton, TBA
 Utah at PURDUE, 6:30 p.m.
 19 ILLINOIS vs. Missouri (St. Louis, Mo.), 7:00 p.m.
 Wichita State at PURDUE, 7:00 P.M.
 20 INDIANA at Kentucky, ESPN-TV, 6:30 p.m.
 Northern Michigan at MICHIGAN, 6:30 p.m.
 OHIO STATE at South Carolina, TBA
 21 Youngstown State at MICHIGAN, 6:30 p.m.
 Detroit at MINNESOTA, 7:00 p.m.
 21-22 NORTHWESTERN at Florida International Tournament (NORTHWESTERN, Radford, Ball State & Florida International)
 21 NORTHWESTERN vs. Radford, 6:00 p.m.
 22 ILLINOIS at Louisiana State, 8:00 p.m.
 Eastern Michigan at MICHIGAN STATE, 7:00 p.m.
 NORTHWESTERN vs. Ball State or Florida International, TBA
 Kent State at OHIO STATE, 7:00 p.m.
 23 PURDUE at Oregon, 9:30 p.m.
 Iowa State at INDIANA, 6:30 p.m.
 MINNESOTA at Northern Illinois, 7:00 p.m.
 23-25 IOWA at Hawaiian Airlines Tournament (IOWA, Eastern Illinois, St. Louis, Miami (FL), Old Dominion, Eastern Washington, New Mexico State & Chaminade)
 23 IOWA vs. Eastern Washington, TBA
 24 IOWA vs. TBA, TBA
 25 IOWA vs. TBA, TBA
 27-29 OHIO STATE at ECAC Holiday Festival (New York, NY) (OHIO STATE, Fordham, Florida & St. John's)
 27 OHIO STATE vs. Florida, TBA
 29 OHIO STATE vs. Fordham or St. John's, TBA
 27-30 ILLINOIS & PURDUE at Rainbow Classic (Honolulu, HI) (ILLINOIS, PURDUE, Houston, Tulsa, Georgia Tech, Yale, Hawaii & USC)
 27 PURDUE vs. USC, 8:00 p.m.
 28 ILLINOIS vs. Tulsa, 11:00 p.m.
 29 PURDUE vs. Yale or Hawaii, TBA
 ILLINOIS vs. Georgia Tech or Houston, TBA
 30 PURDUE vs. TBA, TBA
 ILLINOIS vs. TBA, TBA
 28-30 MICHIGAN STATE at Far West Classic (Portland, OR) (MICHIGAN STATE, Oregon, Chicago State, Clemson, Middle Tennessee State, Colorado, Oregon State & St. Joseph's (PA))
 28 MICHIGAN STATE vs. Colorado, 11:00 p.m.
 29 MICHIGAN STATE vs. Oregon State or St. Joseph's (PA), TBA
 30 MICHIGAN STATE vs. TBA, TBA
 28-30 NORTHWESTERN at Fiesta Bowl Tournament (Tucson, AZ) (NORTHWESTERN, Arizona, Pittsburgh & Loyola (IL))
 28 NORTHWESTERN vs. Pittsburgh, 8:00 p.m.
 29 NORTHWESTERN vs. Arizona or Loyola (IL), TBA
 28-29 INDIANA hosts the Hoosier Classic (Indianapolis, IN) (INDIANA, Detroit, St. Bonaventure & Utah State)
 28 INDIANA vs. TBA, 6:00 p.m.
 29 INDIANA vs. TBA, TBA
 28-29 MICHIGAN at Utah Basketball Classic (MICHIGAN, Alaska, Holy Cross & Utah)
 28 MICHIGAN vs. TBA, TBA
 29 MICHIGAN vs. TBA, TBA
 30 Southwest Texas State at IOWA, 7:00 p.m.
 Denver at MINNESOTA, 7:00 p.m.
 Eastern Michigan at WISCONSIN, 7:00 p.m.

JANUARY 1989

- 3 Navy at NORTHWESTERN, 6:00 p.m.
 4 OHIO STATE at INDIANA, Big Ten TV, 7:00 p.m.
 MINNESOTA at WISCONSIN, ESPN-TV, 9:00 p.m.
 5 IOWA at MICHIGAN STATE, 7:00 p.m.
 PURDUE at NORTHWESTERN, 7:00 p.m.
 7 WISCONSIN at OHIO STATE, Big Ten TV, 12:00 noon
 Kansas State at MINNESOTA, 1:30 p.m.
 IOWA at North Carolina, CBS-TV, 3:00 p.m.
 NORTHWESTERN at MICHIGAN, 3:00 p.m.
 MICHIGAN STATE at ILLINOIS, 7:00 p.m.
 9 INDIANA at PURDUE, ESPN-TV, 8:30 p.m.
 Radford at OHIO STATE, 7:00 p.m.
 11 MICHIGAN STATE at NORTHWESTERN, Big Ten TV, 7:00 p.m.
 12 WISCONSIN at ILLINOIS, 7:00 p.m.
 MINNESOTA at MICHIGAN, 7:00 p.m.
 14 MICHIGAN at ILLINOIS, Big Ten TV, 12:00 noon
 IOWA at MINNESOTA, 1:00 p.m.
 PURDUE at WISCONSIN, 3:00 p.m.
 OHIO STATE at MICHIGAN STATE, 2:00 p.m.

- NORTHWESTERN at INDIANA, 2:30 p.m.
 OHIO STATE at MICHIGAN, ESPN-TV, 8:30 p.m.
 18 PURDUE at MINNESOTA, Big Ten TV, 7:00 p.m.
 INDIANA at WISCONSIN, 7:00 p.m.
 IOWA at OHIO STATE, 7:00 p.m.
 ILLINOIS at NORTHWESTERN, ESPN-TV, 9:00 p.m.
 21 IOWA at PURDUE, Big Ten TV, 12:00 noon
 MICHIGAN STATE at INDIANA, 2:30 p.m.
 MICHIGAN at WISCONSIN, 3:00 p.m.
 MINNESOTA at NORTHWESTERN, 7:00 p.m.
 22 Georgia Tech at ILLINOIS, ABC-TV, 12:00 noon
 23 INDIANA at MICHIGAN, ESPN-TV, 8:30 p.m.
 25 PURDUE at MICHIGAN STATE, Big Ten TV, 7:00 p.m.
 26 ILLINOIS at MINNESOTA, 7:00 p.m.
 NORTHWESTERN at OHIO STATE, 7:00 p.m.
 WISCONSIN at IOWA, 7:00 p.m.
 28 WISCONSIN at NORTHWESTERN, Big Ten TV, 12:00 noon
 MINNESOTA at MICHIGAN STATE, 2:00 p.m.
 INDIANA at ILLINOIS, 7:00 p.m.
 29 OHIO STATE at Louisville, ABC-TV, 1:00 p.m.
 MICHIGAN at PURDUE, ABC-TV, 3:00 p.m.
 30 IOWA at INDIANA, ESPN-TV, 8:30 p.m.

FEBRUARY

- 1 OHIO STATE at MINNESOTA, Big Ten TV, 7:00 p.m.
 2 ILLINOIS at PURDUE, 7:00 p.m.
 MICHIGAN STATE at WISCONSIN, 7:00 p.m.
 NORTHWESTERN at IOWA, 7:00 p.m.
 4 MICHIGAN STATE at MICHIGAN, Big Ten TV, 12:00 noon
 MINNESOTA at INDIANA, 2:30 p.m.
 5 ILLINOIS at IOWA, ABC-TV, 3:00 p.m.
 6 PURDUE at OHIO STATE, ESPN-TV, 8:30 p.m.
 8 WISCONSIN at MINNESOTA, Big Ten TV, 7:00 p.m.
 9 MICHIGAN at IOWA, 7:00 p.m.
 OHIO STATE at ILLINOIS, 7:00 p.m.
 INDIANA at NORTHWESTERN, 7:00 p.m.
 11 MICHIGAN at MINNESOTA, Big Ten TV, 12:00 noon
 IOWA at WISCONSIN, 3:00 p.m.
 MICHIGAN STATE at OHIO STATE, 7:00 p.m.
 NORTHWESTERN at ILLINOIS, 7:00 p.m.
 12 PURDUE at INDIANA, ABC-TV, 2:00 p.m.
 13 OHIO STATE at IOWA, ESPN-TV, 8:30 p.m.
 15 NORTHWESTERN at WISCONSIN, Big Ten TV, 7:00 p.m.
 16 ILLINOIS at MICHIGAN STATE, 7:00 p.m.
 PURDUE at MICHIGAN, 7:00 p.m.
 18 ILLINOIS at WISCONSIN, Big Ten TV, 12:00 noon
 MICHIGAN STATE at PURDUE, 2:00 p.m.
 MINNESOTA at IOWA, 7:00 p.m.
 OHIO STATE at NORTHWESTERN, 7:00 p.m.
 19 MICHIGAN at INDIANA, ABC-TV, 1:00 p.m.
 20 PURDUE at ILLINOIS, ESPN-TV, 8:30 p.m.
 22 IOWA at NORTHWESTERN, Big Ten TV, 7:00 p.m.
 23 INDIANA at MICHIGAN STATE, 7:00 p.m.
 MICHIGAN at OHIO STATE, 7:00 p.m.
 MINNESOTA at PURDUE, 7:00 p.m.
 25 NORTHWESTERN at MICHIGAN STATE, Big Ten TV, 12:00 noon
 INDIANA at MINNESOTA, 2:00 p.m.
 WISCONSIN at MICHIGAN, 2:30 p.m.
 26 PURDUE at IOWA, ABC-TV, 1:00 p.m.
 ILLINOIS at OHIO STATE, ABC-TV, 3:00 p.m.
 27 MICHIGAN at MICHIGAN STATE, ESPN-TV, 8:30 p.m.


MARCH

- 1 INDIANA at OHIO STATE, Big Ten TV, 7:00 p.m.
 2 MICHIGAN STATE at IOWA, 7:00 p.m.
 MINNESOTA at ILLINOIS, 7:00 p.m.
 WISCONSIN at PURDUE, 7:00 p.m.
 4-5 ILLINOIS at INDIANA, Big Ten TV or ABC-TV, 12:00 noon
 IOWA at MICHIGAN, Big Ten TV or ABC-TV, 3:00 p.m.
 OHIO STATE at WISCONSIN, 3:00 p.m.
 NORTHWESTERN at MINNESOTA, 7:00 p.m.
 8 MICHIGAN STATE at MINNESOTA, Big Ten TV, 7:00 p.m.
 IOWA at ILLINOIS, ESPN-TV, 9:00 p.m.
 9 WISCONSIN at INDIANA, 6:00 p.m.
 MICHIGAN at NORTHWESTERN, 7:00 p.m.
 OHIO STATE at PURDUE, 8:00 p.m.
 11 INDIANA at IOWA, Big Ten TV or ABC-TV, 12:00 noon
 ++
 WISCONSIN at MICHIGAN STATE, 2:00 p.m.
 ILLINOIS at MICHIGAN, ABC-TV or Big Ten TV, 3:00 p.m.
 ++
 MINNESOTA at OHIO STATE, 7:00 p.m.
 NORTHWESTERN at PURDUE, 7:00 p.m.

+ ABC-TV Wildcard Weekend - Selection announced 2/20/89
 ++ ABC-TV Wildcard Weekend - Selection announced 3/5/89
 TBA - To be announced
 Games and times are subject to change
 All games are listed as Central Standard Time

1987-88
SEASON

IN R E V I E W



1987-88 WISCONSIN FINAL STATISTICS - ALL GAMES

12-16 Overall: Home 5-6/Road 3-10/Neutral 4-0

NAME	G- GS	- TOTAL -		-3 POINTERS-		FT-FTA	PCT	REB	AVG	PF-D	PTS	AVG	A	TO	B	S	MIN
		FG-FGA	PCT	FG-FGA	PCT												
Jackson, Trent	28-28	192-426	.451	74-164	.451	88-106	.830	106	3.8	59-1	546	19.5	98	66	4	59	1032.0
Jones, Danny	26-25	176-309	.570	0- 1	.000	89-124	.718	121	4.7	83-5	441	17.0	26	50	17	14	831.5
Locum, Tim	28- 3	58-137	.423	41- 93	.441	30- 35	.857	41	1.5	45-0	187	6.7	41	35	2	16	478.0
Molaski, Tom	28-19	49-128	.383	6- 17	.353	54- 67	.806	106	3.8	68-1	158	5.6	104	53	3	42	745.0
Tapp, Rodney	28-15	62-129	.481	4- 12	.333	25- 43	.581	51	1.8	48-1	153	5.5	43	41	0	14	551.0
Portmann, Kurt	28-23	62-160	.388	0- 0	.000	27- 49	.551	101	3.6	94-7	151	5.4	33	57	25	16	681.0
Tompkins, Patrick	27- 7	46- 95	.484	0- 3	.000	28- 54	.519	88	3.3	24-1	120	4.4	32	43	9	7	426.5
Schubring, Darin	28-13	41- 89	.461	0- 0	.000	11- 36	.306	101	3.6	71-2	93	3.3	29	30	5	9	526.5
Robinson, Byron	19- 6	19- 48	.396	0- 0	.000	25- 33	.758	34	1.8	19-0	63	3.3	30	33	1	18	266.0
Simms, Willie	2- 1	1- 4	.250	0- 0	.000	2- 5	.400	7	3.5	1-0	4	2.0	3	2	0	0	18.0
Fleming, Sean	7- 0	2- 5	.400	1- 2	.500	3- 4	.750	2	0.3	3-0	8	1.1	3	9	0	1	45.0
Willey, Rob	8- 0	1- 2	.500	0- 0	.000	2- 4	.500	3	0.4	2- 0	4	0.5	0	2	1	0	18.0
Robertson, Pollis	15- 0	1- 7	.143	0- 0	.000	3- 9	.333	6	0.4	1- 0	5	0.3	0	7	1	0	31.5
WISCONSIN	28	710-1539	.461	126-292	.432	387-569	.680	841	30.0	518-18	1933	69.0	442	429	68	196	5650
Opponents	28	784-1585	.495	108-264	.409	408-560	.729	968	34.6	562-26	2084	74.4	462	461	84	199	5650

Note: Three-point field goals included in overall FG-FGA totals. Rebound totals include Team Rebounds - WISCONSIN 74, Opponents 72. Deadball Rebounds - WISCONSIN 76, Opponents 79. Team turnovers - WISCONSIN 1, Opponents 0.

1987-88 WISCONSIN FINAL STATISTICS - BIG TEN

6-12 Overall: Home 3-5/Road 2-7/Neutral 1-0

NAME	G- GS	- TOTAL -		-3 POINTERS-		FT-FTA	PCT	REB	AVG	PF-D	PTS	AVG	A	TO	B	S	MIN
		FG-FGA	PCT	FG-FGA	PCT												
Jackson, Trent	18-18	125-278	.450	50-103	.485	47- 59	.797	71	3.9	37-1	347	19.3	63	46	3	30	683.0
Jones, Danny	16-16	124-217	.571	0- 1	.000	50- 72	.694	83	5.2	53-3	298	18.6	13	32	8	11	538.0
Locum, Tim	18- 2	36- 86	.419	25- 59	.424	19- 22	.864	17	0.9	36-0	116	6.4	27	21	1	11	319.0
Molaski, Tom	18-11	33- 79	.418	6- 14	.429	28- 35	.800	60	3.3	47-1	100	5.6	67	33	2	25	455.0
Tapp, Rodney	18-10	37- 83	.446	4- 8	.500	17- 23	.739	29	1.6	32-1	95	5.3	31	23	0	8	357.0
Tompkins, Patrick	18- 6	36- 69	.522	0- 3	.000	20- 36	.556	60	3.3	18-1	92	5.1	20	30	4	4	301.5
Portmann, Kurt	18-13	27- 76	.355	0- 0	.000	10- 25	.400	47	2.6	65-7	64	3.6	21	37	7	8	368.0
Schubring, Darin	18-10	29- 66	.439	0- 0	.000	6- 22	.273	74	4.1	53-2	64	3.6	21	24	5	6	399.0
Robinson, Byron	14- 4	12- 38	.316	0- 0	.000	10- 15	.667	23	1.6	14-0	34	2.4	17	26	1	11	189.0
Willey, Rob	5- 0	1- 2	.500	0- 0	.000	2- 4	.500	3	0.6	2-0	4	0.8	0	1	1	0	13.0
Robertson, Pollis	10- 0	1- 6	.167	0- 0	.000	2- 5	.400	5	0.5	1-0	4	0.4	0	5	1	0	27.5
WISCONSIN	18	461-1000	.461	85-188	.452	211-318	.664	517	28.7	358-16	1218	67.7	280	279	33	114	3650
Opponents	18	518-1028	.504	55-142	.387	286-391	.731	643	35.7	347- 8	1377	76.5	293	272	65	129	3650

Note: Three-point field goals included in overall FG-FGA totals. Rebound totals include Team Rebounds - WISCONSIN 45, Opponents 45. Deadball Rebounds - WISCONSIN 54, Opponents 46. Team turnovers - WISCONSIN 1, Opponents 0.

1987-88 WISCONSIN GAME-BY-GAME RESULTS

W/L	WIS	-WISCONSIN-			-OPPONENTS-			UW TOP SCORERS	-WISCONSIN-		
		OPP	FG%	FT%	FG%	FT%	ATTEND		UW TOP SCORERS	UW TOP REBOUNDERS	
W	58 at South Florida	55	.490	.545	.489	.667	3,736	Jackson	17	Schubring	7
W	87 NORTHERN ILLINOIS	77	.558	.794	.438	.643	5,642	Jackson	28	Portmann/Schubring	6
L	52 at Eastern Illinois	59	.419	.650	.523	.786	4,793	Jackson	12	Molaski	6
W	92 BUTLER	80	.517	.625	.484	1.000	5,344	Locum	29	Portmann	9
L	76 at Southern Illinois	80	.483	.615	.569	.588	4,475	Jackson	21	Portmann	7
W	66 MARQUETTE	55	.415	.778	.341	.773	9,009	Jones	18	Jones	9
L	75 LOYOLA	78	.420	1.000	.508	.647	5,479	Jackson	27	Portmann	8
L	65 at UNLV#	102	.375	.552	.507	.800	15,971	Jones	21	Tompkins	9
W	64 vs Northern Iowa#	56	.407	.760	.373	.933	2,000	Jackson	18	Molaski	10
W	80 WASHINGTON STATE	65	.556	.735	.510	.500	6,205	Jones	22	Jackson	5
W	78 MICHIGAN STATE 2OT	72	.471	.781	.436	.852	6,743	Jackson/Jones	21	Jones/Robinson	5
W	64 OHIO STATE	63	.381	.714	.426	.667	8,862	Jackson	21	Jones	6
L	53 at Indiana	55	.462	.273	.419	.680	15,230	Jackson	17	Jones	9
L	65 ILLINOIS	80	.426	.867	.558	.594	11,068	Jones	18	Molaski	7
L	54 at Michigan	65	.461	.357	.465	.562	13,459	Jones	16	Schubring	10
L	89 IOWA	104	.474	.727	.655	.722	9,119	Jackson	24	Jackson	7
W	80 NORTHWESTERN	59	.609	.633	.386	.700	8,838	Jackson/Jones	23	Schubring/Jones	6
L	62 at Purdue	86	.397	.600	.516	.731	14,123	Jones	23	Jackson	9
L	62 at Minnesota	71	.414	.778	.529	.684	10,742	Jackson	27	Schubring	8
L	67 MICHIGAN	80	.446	.688	.523	.688	7,496	Jackson	27	Schubring	10
L	53 at Ohio State	78	.385	.900	.463	.743	13,320	Tompkins	16	Tompkins	8
L	65 at Illinois	85	.490	.478	.500	.863	16,348	Jones	22	Jones/Schubring	5
L	74 INDIANA	84	.450	.750	.660	.864	9,229	Jones/Molaski	21	Jackson/Schubring	5
W	81 MINNESOTA	70	.549	.655	.448	.833	9,015	Jackson	30	Jackson/Portmann	6
L	56 PURDUE	84	.359	.875	.559	.688	8,496	Jones	20	Jackson/Jones	5
W	74 at Northwestern	69	.625	.724	.482	.917	6,473	Jones	25	Portmann	9
L	70 at Iowa	103	.533	.385	.514	.708	15,500	Jones	21	Jones	5
W	71 at Michigan State	69	.471	.739	.545	.700	8,158	Jackson	22	Jones/Molaski	6

at Nevada-Las Vegas, NV

BIG TEN CHAMPIONS 1939-40 TO PRESENT

YEAR	TEAM	SEASON RECORD	BIG TEN RECORD	YEAR	TEAM	SEASON RECORD	BIG TEN RECORD
1939-40	Purdue	16-4	10-2	1966-67	Indiana	18-8	10-4
1940-41	Wisconsin	20-3	11-1	1967-68	Ohio State	21-8	10-4
1941-42	Illinois	18-5	13-2		Iowa	16-9	10-4
1942-43	Illinois	17-1	12-0	1968-69	Purdue	23-5	13-1
1943-44	Ohio State	14-7	10-2	1969-70	Iowa	20-6	14-0
1944-45	Iowa	17-1	11-1	1970-71	Ohio State	20-6	13-1
1945-46	Ohio State	16-5	10-2	1971-72	Minnesota	18-7	11-3
1946-47	Wisconsin	16-6	9-3	1972-73	Indiana	22-6	11-3
1947-48	Michigan	15-5	10-2	1973-74	Michigan	22-5	12-2
1948-49	Illinois	21-4	10-2		Indiana	23-5	12-2
1949-50	Ohio State	22-4	11-1	1974-75	Indiana	31-1	18-0
1950-51	Illinois	22-5	13-1	1975-76	Indiana	32-0	18-0
1951-52	Illinois	22-4	12-2	1976-77	Michigan	24-3	16-2
1952-53	Indiana	23-3	17-1	1977-78	Michigan State	24-4	15-3
1953-54	Indiana	20-4	12-2	1978-79	Michigan State	26-6	13-5
1954-55	Iowa	19-7	11-3		Purdue	27-8	13-5
1955-56	Iowa	20-6	13-1		Iowa	20-8	13-5
1956-57	Indiana	14-8	10-4	1979-80	Indiana	21-8	13-5
1957-58	Indiana	13-11	10-4	1980-81	Indiana	26-9	14-4
1958-59	Michigan State	19-4	12-2	1981-82	Minnesota	23-6	14-4
1959-60	Ohio State	25-3	13-1	1982-83	Indiana	24-6	13-5
1960-61	Ohio State	27-1	14-0	1984-85	Illinois	26-5	15-3
1961-62	Ohio State	26-2	13-1		Purdue	22-7	15-3
1962-63	Ohio State	20-4	11-3	1984-85	Michigan	26-4	16-2
1963-64	Michigan	23-5	11-3	1985-86	Michigan	27-4	14-4
	Ohio State	16-8	11-3	1986-87	Indiana	34-4	15-3
1964-65	Michigan	24-4	13-1		Purdue	25-5	15-3
1965-66	Michigan	18-8	11-3	1987-88	Purdue	29-4	16-2

1987-88 WISCONSIN GAME SUMMARIES

GAME 1: AT TAMPA, FL, NOV. 28, 1987

WISCONSIN (58)

	FG	FGA	FT	FTA	REB	TP
Portmann	3	6	2	3	3	8
Jones	1	4	0	0	3	2
Schubring	4	7	0	0	7	8
Jackson	7	14	0	0	1	17
Molaski	4	7	0	0	2	8
Tapp	4	8	2	4	3	10
Robertson	0	0	1	2	0	1
Fleming	1	3	0	0	0	3
Locum	0	0	1	2	1	1
Totals	24	49	6	11	23	58

Wisconsin	29	29	=	58
South Florida	34	21	=	55

3PT FGM-FGA: (W) - Jackson 3-7, Fleming 1-2, Tapp 0-2. (SF) - Brantley 1-2, White 0-1.
 ASSISTS: Wisconsin - 16, (Molaski 7); South Florida - 14, (Shahid 3)
 TURNOVERS: Wisconsin - 15; South Florida - 22

GAME 2: AT MADISON, DEC. 1, 1987 (Coliseum)

WISCONSIN (87)

	FG	FGA	FT	FTA	REB	TP
Jones	8	13	7	11	2	23
Portmann	3	6	2	2	6	8
Schubring	1	3	0	0	6	2
Molaski	2	5	4	4	4	8
Jackson	8	16	10	10	3	28
Tapp	2	3	0	0	0	4
Locum	0	0	0	0	0	0
Robertson	0	1	0	2	1	0
Fleming	0	0	1	2	2	1
Tompkins	5	5	3	3	1	13
Totals	29	52	27	34	29	87

Wisconsin	42	45	=	87
Northern Illinois	38	39	=	77

3PT FGM-FGA: (W) - Jackson 2-5; (NI) - Davis 2-4, Whiteside 1-2, Norman 0-2, Jackson 0-1.
 ASSISTS: Wisconsin - 23 (Jackson 6), Northern Illinois - 17 (Davis 4)
 TURNOVERS: Wisconsin - 14; Northern Illinois - 16

GAME 3: AT CHARLESTON, IL, DEC. 3, 1987

WISCONSIN (52)

	FG	FGA	FT	FTA	REB	TP
Jones	1	5	2	2	3	4
Schubring	1	3	1	2	3	3
Portmann	2	2	2	2	5	6
Tapp	4	7	1	1	4	9
Molaski	3	8	0	0	6	6
Jackson	5	12	1	2	2	12
Tompkins	0	2	2	7	3	2
Locum	2	4	4	4	2	10
Totals	18	43	13	20	29	52

Eastern Illinois	22	37	=	59
Wisconsin	31	21	=	52

3PT FGM-FGA: (W) - Locum 2-3, Jackson 1-7, Molaski 0-2, Tapp 0-2; (EI) - Taylor 2-2, Hemphill 0-2, Tate 0-2.
 ASSISTS: Wisconsin - 8 (Jackson 4), Eastern Illinois - 17 (Vance 4)
 TURNOVERS: Wisconsin - 19; Eastern Illinois - 18

GAME 4: AT MADISON, DEC. 5, 1987

WISCONSIN (92)

	FG	FGA	FT	FTA	REB	TP
Tompkins	2	3	1	1	4	5
Simms	0	0	1	2	2	1
Portmann	3	10	4	5	9	10
Jackson	9	18	4	4	6	25
Tapp	4	6	1	6	2	9
Jones	2	4	1	2	2	5
Molaski	0	2	4	7	6	4
Locum	9	15	4	5	7	29
Schubring	1	1	0	0	1	2
Fleming	1	1	0	0	0	2
Robertson	0	0	0	0	0	0
Willey	0	0	0	0	0	0
Robinson	0	0	0	0	0	0
Totals	31	60	20	32	41	92

Wisconsin	37	55	=	92
Butler	34	46	=	80

3PT FGM-FGA: (W) - Locum 7-12, Jackson 3-9; (BU) - Fowlkes 3-3, Foroyce 3-5, Littrell 1-3, Shoup 1-3, Tucker 0-1
 ASSISTS: Wisconsin - 20 (Molaski 6); Butler University - 15 (Littrell, Tucker 4)
 TURNOVERS: Wisconsin - 14; Butler - 18

GAME 5: AT CARBONDALE, IL, DEC. 8, 1987

WISCONSIN (76)

	FG	FGA	FT	FTA	REB	TP
Locum	3	10	0	0	5	8
Jones	6	10	3	6	1	15
Portmann	5	11	0	0	7	10
Tapp	4	7	1	2	3	9
Jackson	8	15	3	4	5	21
Molaski	1	2	7	7	3	9
Fleming	0	1	2	2	0	2
Tompkins	0	1	0	1	4	0
Schubring	1	1	0	4	3	2
Totals	28	58	16	26	31	76

Southern Illinois	39	41	=	80
Wisconsin	37	39	=	76

Attendance: 3PT FGM-FGA: (W) - Locum 2-6, Jackson 2-5; (SIU) - Middleton 2-6, Nurnberger 2-3, House 0-2
 ASSISTS: Wisconsin - 15 (Tapp 5); Southern Illinois - 20 (Mahan 5)
 TURNOVERS: Wisconsin - 13; Southern Illinois 0-20

GAME 6: AT MADISON, DEC. 10, 1987

WISCONSIN (66)

	FG	FGA	FT	FTA	REB	TP
Jones	6	13	6	8	9	18
Molaski	0	5	2	2	4	2
Portmann	6	10	5	5	6	17
Jackson	2	14	7	9	4	12
Tapp	5	7	0	0	3	10
Tompkins	1	2	1	2	4	3
Locum	1	1	0	0	2	2
Schubring	1	1	0	1	0	2
Fleming	0	0	0	0	0	0
Totals	22	53	21	27	33	66

Wisconsin	24	42	=	66
Marquette	24	31	=	55

Attendance: 9,009
 3PT FGM-FGA: (W)-Jackson1-4;(M) - Anglavar3-4, Sims2-4, Foley2-4, Smith1-1, Candelino 0-1.
 ASSISTS: Wisconsin - 15 (Molaski 5); Marquette - 15 (Sims 6)
 TURNOVERS: Wisconsin - 24; Marquette - 15

GAME 7: AT MADISON, DEC. 12, 1987

WISCONSIN (75)

	FG	FGA	FT	FTA	REB	TP
Molaski	0	3	2	2	4	2
Jones	8	13	2	2	7	18
Portmann	5	16	0	0	8	10
Tapp	2	5	2	2	3	6
Jackson	9	18	4	6	5	27
Tompkins	2	8	0	0	3	4
Schubring	2	3	2	2	2	6
Locum	1	3	0	0	2	2
Totals	29	69	13	13	38	75

Loyola (Chicago)	40	38	=	78
Wisconsin	40	35	=	75

Attendance: 5,479
 3PT FGM-FGA: (W) - Jackson 4-6, Locum 0-1; (LC) - Carter 4-6, Hayward 1-1, Funchess 0-1
 ASSISTS: Wisconsin - 18 (Molaski 5); Loyola - 19 (Carter 9)
 TURNOVERS: Wisconsin - 11; Loyola - 13

GAME 8: AT LAS VEGAS, NV, DEC. 28, 1987

WISCONSIN (65)

	FG	FGA	FT	FTA	REB	TP
Tapp	0	2	0	3	4	0
Robinson	1	1	0	0	2	2
Robertson	0	0	0	0	0	0
Simms	1	4	1	2	5	3
Molaski	2	6	3	5	3	7
Jackson	7	12	0	0	2	20
Fleming	0	0	0	0	0	0
Willey	0	0	0	0	0	0
Tompkins	0	4	1	4	9	1
Locum	2	11	2	2	2	7
Jones	6	7	9	11	5	21
Schubring	0	1	0	0	1	0
Portmann	2	8	0	0	3	4
Totals	21	56	16	27	41	65

UNLV	49	53	=	102
Wisconsin	23	42	=	65

Attendance: 15,971
 3PT FGM-FGA: (W) - Jackson 6-10, Locum 1-6, Molaski 0-1; (LV) - Paddio 5-9, Ke, James 3-4, Ka, James 1-2, Rossum 1-2, Cvijanovich 0-2, Bice 0-1, Todd 0-1
 ASSISTS: Wisconsin - 15 (Tompkins 4); UNLV - 27 (Ka, James 8)
 TURNOVERS: Wisconsin - 26; UNLV - 15

SOUTHERN ILLINOIS (80)

	FG	FGA	FT	FTA	REB	TP
House	4	9	1	2	3	9
Shively	2	4	1	3	8	5
Krueger	1	3	0	1	4	2
Middleton	16	23	5	7	5	39
Nurnberger	5	7	2	2	4	14
Mahan	1	3	1	2	1	3
Griffin	0	2	0	0	2	0
Richardson	4	6	0	0	4	8
Schafer	0	1	0	0	1	0
Totals	33	58	10	17	39	80

Southern Illinois	39	41	=	80
Wisconsin	37	39	=	76

Attendance: 3PT FGM-FGA: (W) - Locum 2-6, Jackson 2-5; (SIU) - Middleton 2-6, Nurnberger 2-3, House 0-2
 ASSISTS: Wisconsin - 15 (Tapp 5); Southern Illinois - 20 (Mahan 5)
 TURNOVERS: Wisconsin - 13; Southern Illinois 0-20

MARQUETTE (55)

	FG	FGA	FT	FTA	REB	TP
Powell	1	5	0	0	5	2
Foley	3	7	6	8	4	14
Reeder	1	3	1	2	8	3
Sims	5	12	2	2	4	14
Smith	2	6	8	10	3	13
Grosse	0	2	0	0	2	0
Anglavar	3	5	0	0	0	9
Luter	0	1	0	0	0	0
Candelino	0	1	0	0	1	0
Nethen	0	1	0	0	0	0
Leurck	0	1	0	0	1	0
Przybyla	0	0	0	0	0	0
Totals	15	44	17	22	32	55

Wisconsin	24	42	=	66
Marquette	24	31	=	55

Attendance: 9,009
 3PT FGM-FGA: (W)-Jackson1-4;(M) - Anglavar3-4, Sims2-4, Foley2-4, Smith1-1, Candelino 0-1.
 ASSISTS: Wisconsin - 15 (Molaski 5); Marquette - 15 (Sims 6)
 TURNOVERS: Wisconsin - 24; Marquette - 15

LOYOLA (CHICAGO) (78)

	FG	FGA	FT	FTA	REB	TP
Hayward	12	22	0	4	8	25
Johnson	3	6	4	5	4	10
Miller	4	10	4	4	10	12
Brooks	4	5	0	1	2	8
Carter	6	10	2	2	5	18
Robinson	1	5	1	1	3	3
Rogers	1	1	0	0	2	2
Funchess	0	2	0	0	0	0
Totals	31	61	11	17	35	78

Loyola (Chicago)	40	38	=	78
Wisconsin	40	35	=	75

Attendance: 5,479
 3PT FGM-FGA: (W) - Jackson 4-6, Locum 0-1; (LC) - Carter 4-6, Hayward 1-1, Funchess 0-1
 ASSISTS: Wisconsin - 18 (Molaski 5); Loyola - 19 (Carter 9)
 TURNOVERS: Wisconsin - 11; Loyola - 13

UNLV (102)

GAME 9: AT LAS VEGAS, NV, DEC. 29, 1987

WISCONSIN (64)

	FG	FGA	FT	FTA	REB	TP
Tapp	0	0	1	2	0	1
Robinson	4	5	9	10	5	17
Molaski	3	8	2	3	10	8
Jackson	7	18	3	4	2	18
Tompkins	0	1	0	0	0	0
Locum	0	1	0	0	0	0
Jones	6	11	3	3	2	15
Schubring	0	2	1	2	3	1
Portmann	2	8	0	1	4	4
Totals	22	54	19	25	34	64

Wisconsin 30 34 = 64
Northern Iowa 23 33 = 56
3PT FGM-FGA: (W) - Jackson 1-5, Locum 0-1; (NI) - Nurse 3-6, Newby 1-7, Cox 0-2
ASSISTS: Wisconsin - 15 (Robinson 6); Northern Iowa - 9 (Nurse, Williams 2)
TURNOVERS: Wisconsin - 9; Northern Iowa - 20

NORTHERN IOWA (56)

	FG	FGA	FT	FTA	REB	TP
Bailey	1	1	0	0	9	2
Newby	3	13	2	3	0	9
Cox	0	3	0	0	0	0
Parker	3	10	4	4	7	10
Nurse	4	7	0	0	2	11
Williams	0	2	0	0	0	0
Socha	0	0	0	0	0	0
Phyfe	7	13	8	8	6	22
McDermott	1	2	0	0	4	2
Totals	19	51	14	15	31	56

Totals 19 51 14 15 31 56
Attendance: 2,500 (est.)
3PT FGM-FGA: (W) - Jackson 1-5, Locum 0-1; (NI) - Nurse 3-6, Newby 1-7, Cox 0-2
ASSISTS: Wisconsin - 15 (Robinson 6); Northern Iowa - 9 (Nurse, Williams 2)
TURNOVERS: Wisconsin - 9; Northern Iowa - 20

GAME 10: AT MADISON, JAN. 3, 1988 (Coliseum)

WISCONSIN (80)

	FG	FGA	FT	FTA	REB	TP
Jones	8	12	6	7	4	22
Molaski	1	3	2	2	4	4
Portmann	4	7	2	5	3	10
Robinson	2	4	6	8	4	10
Jackson	5	11	8	9	5	19
Tapp	0	1	0	0	0	0
Robertson	0	0	0	0	0	0
Willey	0	0	0	0	0	0
Tompkins	0	0	0	0	0	0
Locum	4	6	0	0	3	12
Schubring	1	1	1	3	1	3
Totals	25	45	25	34	25	80

Wisconsin 31 49 = 80
Washington State 28 37 = 65
3PT FGM-FGA: (W) - Locum 4-5, Jackson 1-3; (WS) - Wright, B. 3-5, Rowe 2-4, Sanders 1-5, Kidd 1-1
ASSISTS: Wisconsin - 17 (Robinson 6); Washington State - 15 (Ball, Rowe, Sanders 3)
TURNOVERS: Wisconsin - 14; Washington State - 23

WASHINGTON STATE (65)

	FG	FGA	FT	FTA	REB	TP
Ball	4	7	2	2	3	10
Wright	6	10	1	5	6	16
Anderson	3	5	0	0	4	6
Kidd	1	1	0	0	2	3
Rowe	3	6	2	3	2	10
Evans	1	3	0	0	2	2
Hodges	2	5	0	0	2	4
Wright, H.	1	4	1	2	3	3
Sanders	5	10	0	0	3	11
Totals	26	51	6	12	30	65

Totals 26 51 6 12 30 65
Attendance: 6,205
3PT FGM-FGA: (W) - Locum 4-5, Jackson 1-3; (WS) - Wright, B. 3-5, Rowe 2-4, Sanders 1-5, Kidd 1-1
ASSISTS: Wisconsin - 17 (Robinson 6); Washington State - 15 (Ball, Rowe, Sanders 3)
TURNOVERS: Wisconsin - 14; Washington State - 23

GAME 11: AT MADISON, JAN. 7, 1988

WISCONSIN (78)

	FG	FGA	FT	FTA	REB	TP
Jones	8	12	5	6	5	21
Molaski	2	5	0	1	4	4
Portmann	0	3	2	3	2	2
Jackson	7	18	4	4	2	21
Robinson	2	5	5	6	5	9
Schubring	0	1	0	1	0	0
Tapp	1	1	2	3	4	4
Tompkins	0	1	0	0	0	0
Locum	4	5	7	8	2	17
Robertson	0	0	0	0	0	0
Totals	24	51	25	32	26	78

Wisconsin 24 31 10 13 = 78
Michigan State 19 36 10 7 = 72
3PT FGM-FGA: (W) - Jackson 3-6, Locum 2-3; (MS) - Wright 1-1, Smith 0-1, Manns 0-1, Wolfe 0-1
ASSISTS: Wisconsin - 20 (Molaski 6); Michigan State - 15 (Redfield 5)
TURNOVERS: Wisconsin - 21; Michigan State - 29

MICHIGAN STATE (72)

	FG	FGA	FT	FTA	REB	TP
Redfield	1	2	0	0	2	2
Valentine	8	13	6	8	8	22
Papadakos	4	8	6	6	4	14
Smith	4	9	2	2	5	10
Wright	5	10	6	6	3	17
Rison	0	4	0	1	3	0
Manns	1	2	1	2	1	3
Wolfe	0	1	0	0	0	0
Worthington	1	4	0	0	8	2
Hall	0	1	0	0	0	0
Mueller	0	0	2	2	0	2
Sekal	0	1	0	0	0	0
Totals	24	55	23	27	37	72

Totals 24 55 23 27 37 72
Attendance: 6,743
3PT FGM-FGA: (W) - Jackson 3-6, Locum 2-3; (MS) - Wright 1-1, Smith 0-1, Manns 0-1, Wolfe 0-1
ASSISTS: Wisconsin - 20 (Molaski 6); Michigan State - 15 (Redfield 5)
TURNOVERS: Wisconsin - 21; Michigan State - 29

GAME 12: AT MADISON, JAN. 9, 1988

WISCONSIN (64)

	FG	FGA	FT	FTA	REB	TP
Molaski	0	1	2	2	5	2
Jones	1	4	4	6	6	6
Portmann	5	12	2	4	5	12
Robinson	3	11	2	2	5	8
Jackson	9	21	0	0	3	21
Locum	4	10	0	0	0	11
Tapp	0	0	0	0	0	0
Schubring	1	3	0	0	3	2
Tompkins	1	1	0	0	4	2
Totals	24	63	10	14	36	64

Wisconsin 38 26 = 64
Ohio State 35 28 = 63
3PT FGM-FGA: (W) - Jackson 3-9, Locum 3-7; (OS) - Wilson 1-2, Francis 0-1, Burson 0-1, Anderson 0-1
ASSISTS: Wisconsin - 18 (Molaski, Robinson 4); Ohio State - 17 (Francis 5)
TURNOVERS: Wisconsin - 13; Ohio State - 18

OHIO STATE (63)

	FG	FGA	FT	FTA	REB	TP
Carter	2	4	3	6	13	7
Francis	7	15	2	4	7	16
Mateen	3	5	3	3	3	9
Wilson	3	8	0	0	4	7
Burson	4	16	2	2	2	10
Anderson	2	3	0	0	4	4
White	5	10	0	0	8	10
Doss	0	0	0	0	0	0
Totals	26	61	10	15	42	63

Totals 26 61 10 15 42 63
Attendance: 8,682
3PT FGM-FGA: (W) - Jackson 3-9, Locum 3-7; (OS) - Wilson 1-2, Francis 0-1, Burson 0-1, Anderson 0-1
ASSISTS: Wisconsin - 18 (Molaski, Robinson 4); Ohio State - 17 (Francis 5)
TURNOVERS: Wisconsin - 13; Ohio State - 18

GAME 13: AT BLOOMINGTON, IN, JAN. 14, 1988

WISCONSIN (53)

	FG	FGA	FT	FTA	REB	TP
Molaski	1	4	1	2	4	3
Jones	6	14	2	5	9	14
Portmann	4	7	0	2	3	8
Robinson	2	8	0	2	3	4
Jackson	8	13	0	0	4	17
Schubring	2	2	0	0	1	4
Tapp	0	0	0	0	0	0
Tompkins	0	1	0	0	0	0
Locum	1	3	0	0	1	3
Totals	24	52	3	11	31	53

Wisconsin 33 20 = 53
Indiana 29 26 = 55
3PT FGM-FGA: (W) - Jackson 1-1, Locum 1-2, Molaski 0-1; (I) - Smart 1-2, Edwards 1-2
ASSISTS: Wisconsin - 12 (Jackson 5); Indiana - 11 (Jones 4)
TURNOVERS: Wisconsin - 15; Indiana - 15

INDIANA (55)

	FG	FGA	FT	FTA	REB	TP
Jadlow	0	2	3	6	5	0
Olyphant	0	1	0	0	0	0
Garrett	5	11	8	10	11	18
Smart	6	14	2	2	0	15
Jones	2	3	1	2	3	5
Pelkowski	0	0	0	0	1	0
Edwards	2	4	1	1	1	6
Calloway	3	8	2	3	5	8
Eyl	0	0	0	0	1	0
Hillman	0	0	0	0	0	0
Totals	18	43	17	25	31	55

Totals 18 43 17 25 31 55
Attendance: 15,230
3PT FGM-FGA: (W) - Jackson 1-1, Locum 1-2, Molaski 0-1; (I) - Smart 1-2, Edwards 1-2
ASSISTS: Wisconsin - 12 (Jackson 5); Indiana - 11 (Jones 4)
TURNOVERS: Wisconsin - 15; Indiana - 15

GAME 14: AT MADISON, JAN. 16, 1988

WISCONSIN (65)

	FG	FGA	FT	FTA	REB	TP
Jones	8	13	2	2	5	18
Molaski	4	9	3	3	7	11
Portmann	1	5	4	6	2	6
Robinson	2	7	2	2	3	6
Jackson	6	13	0	0	0	17
Tapp	0	1	0	0	0	0
Locum	1	5	2	2	0	5
Tompkins	1	1	0	0	3	2
Schubring	0	0	0	0	2	0
Totals	23	54	13	15	24	65

Wisconsin 30 35 = 65
Illinois 35 45 = 80
3PT FGM-FGA: (W) - Jackson 5-9, Locum 1-5, Molaski 0-1; (I) - Gill 3-4, Blackwell 0-1
ASSISTS: Wisconsin - 17 (Molaski, Robinson 4); Illinois - 19 (Gill 6)
TURNOVERS: Wisconsin - 19; Illinois - 19

ILLINOIS (80)

	FG	FGA	FT	FTA	REB	TP
Gill	5	9	1	2	3	14
Blackwell	6	11	4	5	6	16
Anderson	3	8	1	3	6	7
Battle	5	7	5	9	4	15
Kujawa	3	5	5	6	8	11
Bardo	0	0	0	1	2	0
Smith	1	2	0	1	1	5
Hamilton	6	10	0	2	3	12
Small	0	0	0	0	0	0
Totals	29	52	19	32	35	80

Totals 29 52 19 32 35 80
Attendance: 11,068
3PT FGM-FGA: (W) - Jackson 5-9, Locum 1-5, Molaski 0-1; (I) - Gill 3-4, Blackwell 0-1
ASSISTS: Wisconsin - 17 (Molaski, Robinson 4); Illinois - 19 (Gill 6)
TURNOVERS: Wisconsin - 19; Illinois - 19

GAME 15: AT ANN ARBOR, MI, JAN. 21, 1988

WISCONSIN (54)

	FG	FGA	FT	FTA	REB	TP
Jones	7	14	2	3	7	16
Molaski	0	0	0	0	1	0
Portmann	1	3	0	2	2	2
Jackson	4	14	1	3	5	9
Schubring	3	4	0	2	10	6
Robinson	0	0	0	0	0	0
Tompkins	6	8	0	1	1	12
Tapp	3	7	2	5	2	9
Locum	0	2	0	0	0	0
Totals	24	52	5	14	30	54

Wisconsin 24 30 = 54
Michigan 39 26 = 65
3PT FGM-FGA: (W) - Tapp 1-1, Jackson 0-3, Tompkins 0-1, Locum 0-1; (M) - Robinson 1-1, Rice 1-2
ASSISTS: Wisconsin - 13 (Portmann, Jackson, Tompkins 3); Michigan - 18 (Robinson 7)
TURNOVERS: Wisconsin - 15; Michigan - 13

MICHIGAN (65)

	FG	FGA	FT	FTA	REB	TP
Rice	14	23	1	2	13	30
Mills	1	8	0	2	1	2
Vaught	4	9	2	2	5	10
Robinson	1	2	3	5	4	6
Grant	5	12	3	5	7	13
Hughes	1	2	0	0	6	2
Griffin	0	0	0	0	1	0
Oosterbaan	0	1	0	0	0	0
Stoyko	1	1	0	0	0	2
Totals	27	58	9	16	38	65

Totals 27 58 9 16 38 65
Attendance: 13,459
3PT FGM-FGA: (W) - Tapp 1-1, Jackson 0-3, Tompkins 0-1, Locum 0-1; (M) - Robinson 1-1, Rice 1-2
ASSISTS: Wisconsin - 13 (Portmann, Jackson, Tompkins 3); Michigan - 18 (Robinson 7)
TURNOVERS: Wisconsin - 15; Michigan - 13

GAME 16: AT MADISON, JAN. 25, 1988

WISCONSIN (89)

	FG	FGA	FT	FTA	REB	TP
Jones	4	9	2			

GAME 17: AT MADISON, JAN. 30, 1988

WISCONSIN (80)

	FG	FGA	FT	FTA	REB	TP
Molaski	1	3	0	0	3	2
Jones	8	10	7	8	6	23
Schubring	0	0	4	8	6	4
Tapp	5	11	5	6	4	15
Jackson	9	10	0	0	1	23
Portmann	2	3	0	1	2	4
Locum	2	5	2	2	4	6
Robinson	0	0	1	2	2	1
Tompkins	0	3	0	3	4	0
Robertson	0	0	0	0	1	0
Willey	1	1	0	0	1	2
Totals	28	46	19	30	38	80

Wisconsin	40	40	=	80
Northwestern	27	32	=	59

Attendance: 8,838
 3PT FGM-FGA: (W) - Jackson 5-5, Locum 0-2; (N) - Morris 1-2, Grose 0-3, Styles 0-2
 ASSISTS: Wisconsin - 20 (Tapp 7); Northwestern - 10 (Styles 4)
 TURNOVERS: Wisconsin - 13; Northwestern - 11

GAME 18: AT WEST LAFAYETTE, IN, FEB. 3, 1988

WISCONSIN (62)

	FG	FGA	FT	FTA	REB	TP
Molaski	2	6	0	0	5	4
Jones	11	20	1	2	6	23
Schubring	1	3	0	0	2	2
Tapp	5	8	0	1	1	11
Jackson	4	17	7	8	9	16
Portmann	1	3	0	2	0	2
Locum	1	3	0	0	1	3
Tompkins	0	3	1	2	5	1
Robinson	0	0	0	0	0	0
Totals	25	63	9	15	31	62

Wisconsin	37	25	=	62
Purdue	48	38	=	86

Attendance: 14,123
 3PT FGM-FGA: (W) - Tapp 1-1, Jackson 1-4, Locum 1-3, Molaski 0-1; (P) - Lewis 2-8, Stephens 1-3, Reid 0-1
 ASSISTS: Wisconsin - 14 (Molaski 6); Purdue - 19 (Lewis 6)
 TURNOVERS: Wisconsin - 12; Purdue - 10

GAME 19: AT MINNEAPOLIS, MN, FEB. 8, 1988

WISCONSIN (62)

	FG	FGA	FT	FTA	REB	TP
Jones	5	6	2	2	2	12
Molaski	0	1	0	0	1	0
Schubring	2	6	0	0	8	4
Tapp	4	9	0	0	3	9
Jackson	9	19	5	5	4	27
Portmann	2	9	0	1	5	4
Tompkins	0	0	0	0	0	0
Locum	2	8	0	1	2	6
Totals	24	58	7	9	28	62

Wisconsin	26	36	=	62
Minnesota	35	36	=	71

Attendance: 10,742
 3PT FGM-FGA: (W) - Jackson 4-10, Locum 2-4, Tapp 1-2; (M) - Gaffney 4-4, Zurcher 0-1, Hanson 0-1
 ASSISTS: Wisconsin - 9 (Schubring, Tapp, Jackson, Portmann 2); Minnesota - 15 (Burton, Lynch, Bond 3)
 TURNOVERS: Wisconsin - 11; Minnesota - 9

GAME 20: AT MADISON, FEB. 11, 1988

WISCONSIN (67)

	FG	FGA	FT	FTA	REB	TP
Tompkins	4	7	0	0	5	8
Schubring	5	8	1	2	10	11
Portmann	0	2	0	2	3	0
Jackson	8	15	7	8	2	27
Tapp	0	4	0	0	0	0
Robertson	1	3	0	0	1	2
Molaski	3	7	2	2	0	9
Locum	3	7	0	0	2	7
Robinson	1	3	0	0	0	2
Willey	0	0	1	2	0	1
Totals	25	56	11	16	24	67

Wisconsin	29	38	=	67
Michigan	36	44	=	80

Attendance: 7,496
 3PT FGM-FGA: (W) - Jackson 4-5, Molaski 1-1, Locum 1-4; (M) - Rice 1-2, Grant 0-2, Robinson 0-1
 ASSISTS: Wisconsin - 12 (Schubring 4); Michigan - 16 (Grant 7)
 TURNOVERS: Wisconsin - 14; Michigan - 16

NORTHWESTERN (59)

	FG	FGA	FT	FTA	REB	TP
Schwabe	2	5	0	1	3	4
Grose	2	10	4	4	3	8
Morris	10	18	4	6	7	25
Buford	4	7	1	2	1	9
Styles	1	5	2	2	0	4
Cucuz	1	6	0	0	5	2
Brooks	1	2	2	3	0	4
Polite	0	0	0	0	0	0
Ross	1	3	1	2	3	3
Brotz	0	1	0	0	1	0
Totals	22	57	14	20	26	59

Attendance: 8,838

GAME 21: AT COLUMBUS, OH, FEB. 13, 1988

WISCONSIN (53)

	FG	FGA	FT	FTA	REB	TP
Tompkins	6	8	4	4	8	16
Portmann	1	2	0	0	0	2
Schubring	2	8	0	0	6	4
Tapp	4	9	0	0	2	8
Jackson	4	11	3	3	4	13
Robinson	1	2	0	1	1	2
Robertson	0	1	0	0	0	0
Molaski	0	5	0	0	4	0
Willey	0	1	0	0	2	0
Locum	2	5	2	2	0	8
Totals	20	52	9	10	28	53

Wisconsin 22 31 = 53

Ohio State 31 47 = 78
 Attendance: 13,320
 3PT FGM-FGA: (W) - Jackson 2-4, Locum 2-4, Molaski 0-2, Tompkins 0-1; (OS) - Wilson 1-1, Reeves 1-1
 ASSISTS: Wisconsin - 10 (Molaski, Robinson, Schubring, Tapp 2); Ohio State - 8 (White, Wilson 2)
 TURNOVERS: Wisconsin - 27; Ohio State - 20

OHIO STATE (78)

	FG	FGA	FT	FTA	REB	TP
White	1	3	5	7	6	7
Francis	7	11	2	2	5	16
Anderson, J.	1	4	4	4	1	6
Wilson	5	10	1	2	3	12
Burson	0	10	8	12	5	8
Bradley	1	1	0	0	0	2
Doss	2	3	0	0	1	4
Garverick	0	0	0	0	1	0
Anderson, S.	1	1	1	2	2	3
Reeves	1	3	0	0	0	3
Carter	2	2	2	3	3	6
Dumas	0	0	0	0	1	0
Mateen	4	6	3	3	2	11
Totals	25	54	26	35	35	78

GAME 22: AT CHAMPAIGN, IL, FEB. 21, 1988

WISCONSIN (65)

	FG	FGA	FT	FTA	REB	TP
Jones	9	14	4	6	5	22
Tompkins	3	6	1	6	3	7
Tapp	1	2	0	0	4	2
Jackson	8	17	1	2	5	21
Schubring	1	4	0	4	5	2
Molaski	1	5	3	3	5	5
Robertson	0	0	0	0	0	0
Locum	0	1	2	2	0	2
Robinson	0	0	0	0	1	0
Portmann	2	2	0	0	0	4
Totals	25	51	11	23	30	65

Wisconsin 30 35 = 65

Illinois 32 53 = 85
 Attendance: 16,348
 3PT FGM-FGA: (W) - Jackson 4-7, Molaski 0-1, Locum 0-1; (I) - Gill 0-3, Blackwell 0-1
 ASSISTS: Wisconsin - 15 (Locum 5); Illinois - 17 (Bardo 5)
 TURNOVERS: Wisconsin - 22; Illinois - 10

ILLINOIS (85)

	FG	FGA	FT	FTA	REB	TP
Battle	6	11	7	8	6	19
Anderson	9	14	5	6	5	23
Kujawa	3	6	2	2	5	8
Blackwell	4	10	4	4	3	12
Bardo	4	9	1	1	7	9
Gill	1	5	0	0	1	2
Hamilton	3	6	0	1	1	6
Kunz	2	2	0	0	2	4
Smith	1	1	0	0	1	2
Small	0	1	0	0	1	0
Manzke	0	0	0	0	0	0
Scheuneman	0	0	0	0	0	0
Shaplund	0	1	0	0	0	0
Totals	33	66	19	22	35	85

GAME 23: AT MADISON, FEB. 24, 1988

WISCONSIN (74)

	FG	FGA	FT	FTA	REB	TP
Molaski	7	9	5	6	2	21
Jones	9	17	3	4	4	21
Portmann	2	7	0	0	2	4
Tapp	1	4	0	0	1	2
Jackson	5	12	2	2	6	16
Schubring	1	3	0	2	6	2
Robinson	0	0	0	0	0	0
Tompkins	0	2	0	0	2	0
Locum	2	6	2	2	1	8
Totals	27	60	12	16	25	74

Wisconsin 31 43 = 74

Indiana 43 41 = 84
 Attendance: 9,229
 3PT FGM-FGA: (W) - Molaski 2-2, Jackson 4-6, Locum 2-4; (I) - Edwards 3-7, Smart 0-1
 ASSISTS: Wisconsin - 17 (Molaski 6); Indiana - 19 (Hillman 6)
 TURNOVERS: Wisconsin - 12; Indiana - 15

INDIANA (84)

	FG	FGA	FT	FTA	REB	TP
Edwards	5	10	2	3	0	15
Calloway	3	3	2	2	2	8
Garrett	7	12	8	9	11	22
Smart	8	10	3	3	6	19
Hillman	6	7	2	2	3	14
Jones	0	1	0	0	0	0
Eyl	1	3	2	3	3	4
Smith	0	0	0	0	1	0
Jadlow	1	1	0	0	0	2
Totals	31	47	19	22	28	84

GAME 24: AT MADISON, FEB. 28, 1988 (Coliseum)

WISCONSIN (81)

	FG	FGA	FT	FTA	REB	TP
Jones	13	22	2	6	4	28
Molaski	0	1	1	2	2	1
Portmann	1	2	0	0	5	2
Locum	3	5	1	1	2	9
Jackson	8	15	10	14	5	30
Tapp	1	2	4	4	1	6
Tompkins	1	2	0	0	1	2
Schubring	1	2	1	2	2	3
Robertson	0	0	0	0	0	0
Totals	28	51	19	29	22	81

Wisconsin 37 44 = 81

Minnesota 36 34 = 70
 Attendance: 9,015
 3PT FGM-FGA: (W) - Jackson 4-5, Locum 2-4; (M) - Zurcher 2-5, Gaffney 1-3, Burton 0-1, Lynch 0-1, Newbern 0-1
 ASSISTS: Wisconsin - 15 (Jackson 5); Minnesota - 14 (Burton, Lynch 4)
 TURNOVERS: Wisconsin - 10; Minnesota - 16

MINNESOTA (70)

	FG	FGA	FT	FTA	REB	TP
Burton	2	13	4	4	10	8
Hanson	1	2	0	0	1	2
Coffey	6	10	3	5	11	15
Lynch	1	4	0	0	3	2
Gaffney	5	9	4	4	2	15
Zurcher	3	6	0	0	1	8
Newbern	5	9	4	5	3	14
Bond	1	1	0	0	4	2
Shikenjanski	0	1	0	0	1	0
Maxie	2	3	0	0	2	4
Williams	0	0	0	0	0	0
Totals	26	58	15	18	39	70

GAME 25: AT MADISON, MAR. 3, 1988

WISCONSIN (56)

	FG	FGA	FT	FTA	REB	TP
Schubring	2	6	0	0	2	4
Jones	9	19	2	2	6	20
Portmann	1	5	0	0	1	2
Tapp	1	6	0	0	4	2
Jackson	6	17	0	0	6	13
Locum	2	4	0	0	1	5
Tompkins	1	3	5	6	3	7
Molaski	1	3	0	0	2	3
Robertson	0	1	0	0	1	0
Robinson	0	0	0	0	2	0
Willey	0	0	0	0	0	0
Totals	23	64	7	8	30	56

Wisconsin 16 40 = 56
 Purdue 28 56 = 84
 Attendance: 8,496
 3PT FGM-FGA: (W) - Molaski 1-1, Jackson 1-5, Locum 1-3, Tapp 0-1, Jones 0-1; (P) - Lewis 4-7, Stephens 2-5, Barrett 1-1
 ASSISTS: Wisconsin - 17 (Locum 6); Purdue - 13 (Stephens 3)
 TURNOVERS: Wisconsin - 13; Purdue - 12

PURDUE (84)

	FG	FGA	FT	FTA	REB	TP
Jones, K.	1	2	0	1	2	2
Mitchell	5	7	2	2	6	12
McCants	3	7	3	5	5	9
Stephens	5	9	2	2	2	14
Lewis	7	13	0	0	6	18
Scheffler	6	8	3	4	10	15
Jones, T.	3	5	1	2	4	7
Reid	0	2	0	0	1	0
Brugos	2	3	0	0	0	4
Barrett	1	1	0	0	0	3
Rea	0	2	0	0	0	0
Totals	33	59	11	16	37	84

GAME 26: AT EVANSTON, IL, MAR. 5, 1988

WISCONSIN (74)

	FG	FGA	FT	FTA	REB	TP
Jones	9	14	7	10	4	25
Schubring	1	1	0	0	2	2
Portmann	3	4	2	4	9	8
Locum	3	6	0	1	0	7
Jackson	5	11	4	4	1	16
Tapp	0	0	0	0	0	0
Tompkins	2	2	4	6	8	8
Molaski	2	2	4	4	2	8
Totals	25	40	21	29	28	74

Wisconsin 35 39 = 74
 Northwestern 32 37 = 69
 Attendance: 6,473
 3PT FGM-FGA: (W) - Jackson 2-4, Locum 1-3; (N) - Grose 3-6, Morris 1-3, Styles 0-3
 ASSISTS: Wisconsin - 18 (Molaski 7); Northwestern - 12 (Styles 7)
 TURNOVERS: Wisconsin - 20; Northwestern - 14

NORTHWESTERN (69)

	FG	FGA	FT	FTA	REB	TP
Ross	1	1	0	0	0	2
Polite	2	5	1	1	0	5
Morris	6	11	6	6	7	19
Styles	5	11	0	0	4	10
Grose	7	16	0	0	4	17
Schwabe	6	11	4	5	5	16
Buford	0	0	0	0	1	0
Cucz	0	1	0	0	0	0
Brooks	0	0	0	0	1	0
Totals	27	56	11	12	24	69

GAME 27: AT IOWA CITY, IA, MAR. 10, 1988

WISCONSIN (70)

	FG	FGA	FT	FTA	REB	TP
Jones	10	14	1	1	5	21
Tompkins	4	7	2	3	4	10
Portmann	0	3	0	0	2	0
Jackson	7	14	0	2	3	14
Tapp	3	6	0	0	2	6
Schubring	4	6	0	0	3	8
Molaski	2	4	0	1	3	4
Locum	1	4	0	0	1	3
Robinson	1	1	0	0	1	2
Robertson	0	1	2	5	1	2
Totals	32	60	5	13	30	70

Wisconsin 34 36 = 70
 Iowa 56 47 = 103
 Attendance: 16,500
 3PT FGM-FGA: (W) - Locum 1-3, Jackson 0-4; (I) - Armstrong 5-11, Moe 2-5, Reaves 2-5, Jepsen 1-1
 ASSISTS: Wisconsin - 17 (Jackson 4); Iowa - 26 (Marble, Armstrong 5)
 TURNOVERS: Wisconsin - 18; Iowa - 13

IOWA (103)

	FG	FGA	FT	FTA	REB	TP
Marble	9	12	2	4	7	20
Jones	8	13	0	1	12	16
Horton	1	5	1	2	9	3
Armstrong	10	20	5	5	2	30
Moe	3	6	3	3	1	11
Hill	2	5	3	5	8	7
Morgan	1	3	2	2	2	4
Reaves	2	6	0	0	1	6
Jepsen	2	3	1	2	0	6
Jewell	0	1	0	0	2	0
Westen	0	0	0	0	0	0
Totals	38	74	17	24	46	103

GAME 28: AT EAST LANSING, MI, MAR. 12, 1988

WISCONSIN (71)

	FG	FGA	FT	FTA	REB	TP
Tompkins	1	4	3	3	3	5
Jones	0	1	0	0	1	0
Schubring	9	12	2	2	10	20
Jackson	4	15	6	6	3	16
Molaski	1	3	0	0	3	3
Robertson	5	11	1	2	5	11
Portmann	0	0	0	0	2	0
Locum	4	8	0	0	0	8
Tapp	1	1	0	0	0	2
Totals	25	55	12	13	29	65

Wisconsin 34 37 = 71
 Michigan State 35 34 = 69
 Attendance: 8,158
 3PT FGM-FGA: (W) - Jackson 5-7, Tapp 1-1; (MS) - Smith 1-1, Hall 1-1, Wright 0-2, Manns 0-1, Sekal 0-1
 ASSISTS: Wisconsin - 15 (Jackson 7); Michigan State - 16 (Smith 5)
 TURNOVERS: Wisconsin - 9; Michigan State - 12

MICHIGAN STATE (69)

	FG	FGA	FT	FTA	REB	TP
Valentine	9	13	2	3	5	20
Redfield	3	6	0	0	3	6
Papadakos	3	4	2	2	3	8
Wright	1	5	0	0	0	2
Smith	4	8	0	0	5	9
Hall	3	4	0	0	1	7
Wolfe	2	4	0	0	1	4
Worthington	4	7	3	5	4	11
Manns	0	2	0	0	0	0
Rison	1	1	0	0	0	2
Sekal	0	1	0	0	0	0
Totals	30	55	7	10	30	69

ALL-TIME BIG TEN STANDINGS 1906-1988

	WON	LOST	PCT	YEARS	GAMES
Purdue	645	458	.585	83	1103
Indiana	621	448	.581	81a	1069
Illinois	641	479	.572	83	1120
Ohio State	540	492	.523	76b	1032
Michigan	510	474	.518	71c	984
Iowa	523	504	.509	76d	1027
Minnesota	530	581	.477	81	1111
Michigan State	282	310	.476	37e	592
Wisconsin	509	609	.455	83	1118
Northwestern	376	694	.351	80f	1070
Chicago	168	296	.362	40g	464
Totals	5,345	5,345	.500	83	10,690

- a—Missed 1906-07 season
- b—Joined Conference in 1912-13 season
- c—Started basketball competition in 1917-18
- d—Missed 1905, 1906, 1907, and 1929 seasons
- e—Joined Conference in 1950-51 season
- f—Missed 1905, 1906 and 1907 seasons
- g—Didn't compete in 1944 and 1945 seasons; dropped out of conference after 1945-46 season

Big Ten Playoff Games (not included in above totals):

- 1908—Chicago 18, Wisconsin 16 (played at Wisconsin, 1,500 att.)
- 1968—Ohio State 85, Iowa 81 (played at Purdue, 4,812 att.)
- 1974—Michigan 74, Indiana 67 (played at Illinois, 15,109 att.)

1987-88 BIG TEN TEAM STATISTICS

FINAL STANDINGS

	Big Ten Games			All Games					OPP PTS	OPP AVE	OPP LOW	
	W	L	PCT	W	L	PCT	PTS	AVE				HI
1. Purdue	16	2	.889	29	4	.879	2791	84.6	110	2361	71.6	47
2. Michigan	13	5	.722	26	8	.765	2973	87.4	120	2508	73.8	54
3. Iowa	12	6	.667	24	10	.706	3181	93.6	126	2769	81.4	51
Illinois	12	6	.667	23	10	.697	2725	82.6	118	2340	70.9	48
5. Indiana	11	7	.611	19	10	.655	2284	78.8	116	2057	70.9	45
6. Ohio State	9	9	.500	20	13	.606	2505	75.9	95	2473	74.9	42
7. WISCONSIN	6	12	.333	12	16	.429	1933	69.0	92	2084	74.4	55
8. Michigan State	5	13	.278	10	18	.357	1946	69.5	87	2064	73.7	44
9. Minnesota	4	14	.222	10	18	.357	2024	72.3	106	2118	75.6	50
10. Northwestern	2	16	.111	7	21	.250	1804	64.4	79	2040	72.9	47

FIELD GOAL PERCENTAGE

	FG	FGA	FG%
1. Purdue	516	957	.539
2. Michigan	611	1138	.537
3. Iowa	588	1113	.528
4. Indiana	531	1026	.518
5. Illinois	566	1124	.504
6. Michigan State	485	991	.489
7. WISCONSIN	461	1000	.461
8. Ohio State	475	1032	.460
9. Northwestern	427	932	.458
10. Minnesota	495	1082	.457

THREE POINT FIELD GOAL PERCENTAGE

	FG	FGA	FG%
1. Indiana	64	128	.500
2. WISCONSIN	85	188	.452
3. Purdue	83	188	.441
4. Iowa	*107	*244	.439
5. Northwestern	71	174	.408
6. Minnesota	63	159	.396
7. Ohio State	39	100	.390
8. Michigan	44	113	.389
9. Michigan State	41	127	.383
10. Illinois	13	67	.194

FIELD GOAL DEFENSE

	FT	FTA	FG%
1. Purdue	505	1088	.464
2. Michigan	502	1070	.469
3. Illinois	476	1006	.473
4. Indiana	501	1057	.474
5. Ohio State	532	1087	.489
6. Michigan State	497	997	.498
7. WISCONSIN	518	1028	.504
8. Minnesota	506	978	.517
9. Iowa	608	1152	.528
10. Northwestern	510	932	.547

FREE THROW PERCENTAGE

	FT	FTA	FG%
1. Indiana	288	369	.780
2. Michigan	266	354	.751
3. Ohio State	351	473	.742
4. Northwestern	206	282	.730
5. Purdue	345	487	.708
6. Iowa	359	515	.697
7. Michigan State	216	314	.688
8. Minnesota	187	276	.678
9. WISCONSIN	211	318	.664
10. Illinois	285	439	.640

REBOUND MARGIN PER GAME

	OWN AVE	OPP AVE	MGN
1. Iowa	36.9	31.5	+5.4
2. Illinois	36.3	31.0	+5.3
3. Michigan	34.8	32.1	+2.7
4. Ohio State	34.9	32.7	+2.2
5. Michigan State	32.4	31.1	+1.3

6. Purdue	31.7	30.7	+1.0
7. Minnesota	32.6	33.1	-0.5
8. Indiana	30.3	33.9	-3.6
9. WISCONSIN	28.7	35.7	-7.0
10. Northwestern	24.6	33.5	-8.9

SCORING OFFENSE

	G	PTS	AVE	HI
1. Iowa	18	*1642	91.2	107
2. Michigan	18	1532	85.1	120
3. Purdue	18	1460	81.1	95
4. Illinois	18	1430	79.4	118
5. Indiana	18	1414	78.6	116
6. Ohio State	18	1340	74.4	87
7. Minnesota	18	1240	68.9	86
8. Michigan State	18	1227	68.2	87
9. WISCONSIN	18	1218	67.7	89
10. Northwestern	18	1131	62.8	74

SCORING DEFENSE

	G	PTS	AVE	LOW
1. Purdue	18	1271	70.6	51
2. Illinois	18	1278	71.0	48
3. Indiana	18	1327	73.7	45
4. Michigan	18	1341	74.5	54
5. Ohio State	18	1369	76.1	53
6. WISCONSIN	18	1377	76.5	55
7. Michigan State	18	1378	76.6	53
8. Northwestern	18	1384	76.9	55
9. Minnesota	18	1431	79.5	61
10. Iowa	18	1478	82.1	51

SCORING MARGIN PER GAME

	OFF AVE	DEF AVE	MGN
1. Michigan	85.1	74.5	+10.6
2. Purdue	81.1	70.6	+10.5
3. Iowa	91.2	82.1	+9.1
4. Illinois	79.4	71.0	+8.4
5. Indiana	78.6	73.7	+4.9
6. Ohio State	74.4	76.1	-1.7
7. Michigan State	68.2	76.6	-8.4
8. WISCONSIN	67.7	76.5	-8.8
9. Minnesota	68.9	79.5	-10.6
10. Northwestern	62.8	76.9	-14.1

TURNOVER MARGIN PER GAME

	Own	OPP	MGN
1. Illinois	14.9	18.1	-3.2
2. Iowa	14.6	17.0	-2.4
3. Michigan	15.3	16.7	-1.4
4. Indiana	13.2	14.5	-1.3
5. Purdue	13.6	14.0	-0.4
6. WISCONSIN	15.5	15.1	+0.4
7. Northwestern	14.7	13.9	+0.8
8. Minnesota	13.8	12.9	+0.9
Ohio State	15.6	14.7	+0.9
10. Michigan State	17.0	12.1	+4.9

*Big Ten Record

1987-88 BIG TEN INDIVIDUAL STATISTICS

	YR	G	FG-FGA	FG%	FT-FTA	FT%	REB	AVE	PTS	AVE	HIGHS
											PTS/REB
1. GLEN RICE, MICH	Jr	18	176-298	.591	46 - 55	.836	140	7.8	413	22.9	40/14
2. Gary Grant, Mich	Sr	18	142-276	.514	78 - 97	.804	59	3.3	384	21.3	32/7
3. TRENT JACKSON, WIS	Jr	18	125-278	.450	47 - 59	.797	71	3.9	347	19.3	30/9
JAY EDWARDS, IND	Fr	16	95-206	.461	66 - 72	.917	40	2.5	308	19.3	36/6
5. DANNY JONES, WIS	So	16	124-211	.571	50 - 72	.694	83	5.2	298	18.6	28/9
6. JAY BURSON, OSU	Jr	18	113-245	.461	90 - 106	.849	89	4.9	327	18.2	29/8
7. NICK ANDERSON, ILL	So	18	140-231	.606	44 - 69	.638	116	6.4	325	18.1	25/12
8. Dean Garrett, Ind	Sr	18	126-228	.553	72 - 97	.742	144	8.0	324	18.0	31/15
9. B.J. ARMSTRONG, IOWA	Jr	18	109-235	.464	68 - 82	.829	44	2.4	321	17.8	30/6
10. Troy Lewis, Pur	Sr	18	109-223	.489	41 - 45	.911	80	4.4	306	17.0	25/9
11. Todd Mitchell, Pur	Sr	18	104-186	.559	82 - 110	.745	89	4.9	291	16.2	30/9
12. ROY MARBLE, IOWA	Jr	18	106-178	.596	77 - 109	.706	79	4.4	289	16.1	26/11
13. WILLIE BURTON, MINN	So	18	107-206	.519	66 - 91	.725	109	6.1	283	15.7	26/14
14. Shon Morris, Nu	Sr	18	102-208	.490	63 - 78	.808	116	6.4	275	15.3	25/14
15. KENNY BATTLE, ILL	Jr	18	101-186	.543	71 - 106	.670	102	5.7	273	15.2	26/10
16. JERRY FRANCIS, OSU	Jr	18	99-224	.442	62 - 92	.674	89	4.9	267	14.8	21/10
17. MELVIN MCCANTS, PUR	Jr	18	88-151	.583	81 - 120	.675	91	5.1	257	14.3	24/11
18. JEFF GROSE, NU	Jr	18	88-205	.429	27 - 33	.818	39	2.2	241	13.4	22/5
19. KEN REDFIELD, MSU	So	18	100-183	.546	33 - 55	.600	86	4.8	234	13.0	23/10
20. Keith Smart, Ind	Sr	18	91-169	.538	43 - 46	.935	52	2.9	229	12.7	32/7
Everette Stephens, Pur	Sr	18	75-145	.517	49 - 64	.766	51	2.8	229	12.7	19/8
22. Carlton Valentine, Msu	Sr	18	94-170	.553	39 - 57	.684	104	5.8	227	12.6	24/9
23. Bill Jones, Iowa	Sr	18	92-164	.561	36 - 61	.590	114	6.3	224	12.4	17/12
24. Jeff Moe, Iowa	Sr	18	74-141	.525	36 - 46	.783	39	2.2	223	12.4	24/4
25. Glynn Blackwell, Ill	Sr	18	87-180	.483	35 - 52	.673	66	3.7	212	11.8	23/6

Returns In ALL CAPS

FIELD GOAL PERCENTAGE (Minimum 5 FG/Game)

	G	FG	FGA	FG%
1. NICK ANDERSON, ILL	18	140	231	.606
2. ROY MARBLE, IOWA	18	106	178	.596
3. GLEN RICE, MICH	18	176	298	.591
4. DANNY JONES, WIS	16	124	211	.571
5. Bill, Jones, Iowa	18	92	164	.561
6. Todd Mitchell, Pur	18	104	186	.559
7. Carlton Valentine, MSU	18	94	170	.553
Dean Garrett, Ind	18	126	228	.553
9. KEN REDFIELD, MSU	18	100	183	.546
10. KENNY BATTLE, ILL	18	101	186	.543

THREE-POINT FIELD GOAL PERCENTAGE (Minimum 1.5 made/game)

	G	FG	FGA	FG%
1. Jay Edwards, Ind	16	52	91	.571
2. TRENT JACKSON, WIS	18	50	103	.485
Everette Stephens, Pur	18	30	64	.469
4. B.J. ARMSTRONG, IOWA	18	35	79	.443
5. Troy Lewis, Pur	18	47	*109	.431
6. Jeff Moe, Iowa	18	39	91	.429
7. JEFF GROSE, NU	18	38	94	.404

* Big Ten record

FREE THROW PERCENTAGE (Minimum 2.5 Free Throws/game)

	G	FT	FTA	FT%
1. Jay Edwards, Ind	16	66	72	.917
2. JAY BURSON, OSU	18	90	106	.849
3. GLEN RICE, MICH	18	46	55	.836
4. B.J. ARMSTRONG, IOWA	18	68	82	.829
5. TONY WHITE, OSU	18	63	78	.808
Shon Morris, NU	18	63	78	.808
7. STEVE SMITH, MSU	18	50	62	.807
8. Gary Grant, Mich	18	76	97	.804
9. TRENT JACKSON, WIS	18	47	59	.797
10. George Papadakos, Msu	15	37	47	.787

* Big Ten record

BLOCKED SHOTS

	G	NO	AVE	HI
1. Dean Garrett, Ind	18	*54	*3.0	8
2. George Papadakos, MSU	15	24	1.3	4
3. TERRY MILLS, MICH	18	19	1.1	3
4. NICK ANDERSON, ILL	18	18	1.0	2
5. Everette Stephens, Pur	18	13	0.7	2
GRADY MATEEN, OSU	18	13	0.7	2
7. PERRY CARTER, OSU	18	12	0.7	2

REBOUNDS

	G	NO	AVE	HI
1. RICHARD COFFEY, MINN	18	161	8.9	17
2. Dean Garrett, Ind	18	144	8.0	15
3. GLEN RICE, MICH	18	140	7.8	14
4. Kent Hill, Iowa	18	122	6.8	15
5. LOY VAUGHT, MICH	18	119	6.6	12
6. Shon Morris, Nu	18	116	6.4	14
NICK ANDERSON, ILL	18	116	6.4	12
8. Bill Jones, Iowa	18	114	6.3	12
9. ED HORTON, IOWA	18	111	6.2	12
10. PERRY CARTER, OSU	18	110	6.1	13

ASSISTS

	G	NO.	AVE	HI
1. Gary Grant, Mich	18	117	6.5	12
2. Troy Lewis, Pur	18	96	5.3	14
Curtis Wilson, OSU	18	96	5.3	14
4. Everette Stephens, Pur	18	93	5.2	10
5. RUMEAL ROBINSON, MICH	18	87	4.8	11
6. B.J. ARMSTRONG, IOWA	16	84	4.7	9
7. STEVE BARDO, ILL	18	76	4.2	9
8. TOM MOLASKI, WIS	18	67	3.7	7
9. JOE HILLMAN, IND	18	66	3.7	6
10. KENDALL GILL, ILL	18	64	3.5	9
11. TRENT JACKSON, WIS	18	63	3.5	7

STEALS

	G	NO	AVE	HI
1. Gary Grant, Mich	18	49	2.7	8
2. Bill Jones, Iowa	18	39	2.2	6
KENNY BATTLE, ILL	18	39	2.2	5
4. B.J. ARMSTRONG, IOWA	18	35	1.9	4
5. JAY BURSON, OSU	18	33	1.8	3
6. Everette Stephens, Pur	18	31	1.7	5
7. TRENT JACKSON, WIS	18	30	1.7	4
8. ROY MARBLE, IOWA	18	30	1.7	4

Returns In ALL CAPS

1988 SENIOR



14 RODNEY TAPP

Guard, 6-0, 170
Evansville, IN (North)
Laramie, WY Community College

1987-88 Season: A co-captain, Rodney played in 28 games, including 15 starts . . . posted career-highs with 15 points and seven assists against Northwestern in Madison . . . was fifth on the team in scoring with 5.5 points per game in all games.

1986-87 Season: Appeared in 24 games in his first season at Wisconsin . . . proved to be a crowd favorite with his dunking ability and defensive play . . . scored eight points at Illinois . . . grabbed career-best five rebounds and three steals against Nebraska-Omaha.

1985-86 Season: Averaged 19.1 points and 4.0 rebounds per game at Laramie County CC . . . team captain, most valuable player and leading scorer . . . named to the first team on both the all-Region IX Junior College and the all-Wyoming Junior College Athletic Conference squads . . . was third in the balloting for all-American Junior College Region IX . . . shot 57% from the field . . . had 87 assists, 34 steals and 36 dunks in 1985-86 . . . JC coach was Woody Halverson.



"Rodney was a leader on and off the court for us. He started and also was ready to compete when we needed him to come off the bench."

— Head Coach Steve Yoder

1984-85 Season: Captained Laramie County Community College team as a freshman . . . led squad to 22-11 record, one game away from National Junior College tournament.

High School: Averaged 18.0 ppg as a high school senior . . . prep coach was Bob Walker.

Personal Data: Born 10/6/65 in Evansville, Indiana . . . majoring in Consumer Science . . . expected to graduate in May 1989.

Favorites: Pro Basketball Player - Michael Jordan, Pro Athlete - Carl Lewis, Pro Sports Team - Chicago Bulls, Musical Group - Commissioned, Hobbies - Listening to music.

CAREER STATISTICS

YEAR	G-GS	FG	FGA	PCT	3PT	3PTA	PCT	FT	FTA	PCT	REB	AVE	A	S	PF	PTS	AVE
1986-87	24	0	23	.67	3	9	.333	5	8	.625	30	1.3	27	10	37	54	2.3
1987-88	28	15	62	.418	4	12	.333	25	43	.581	51	1.8	43	14	48	153	5.5
TOTALS	52	15	85	.434	7	21	.333	30	51	.588	81	1.6	70	24	85	207	4.0

BIG TEN STATISTICS


YEAR	G-GS	FG	FGA	PCT	3PT	3PTA	PCT	FT	FTA	PCT	REB	AVE	A	S	PF	PTS	AVE
1986-87	14	0	14	.359	2	7	.286	3	6	.500	15	1.1	14	5	24	33	2.4
1987-88	18	10	37	.446	4	8	.500	17	23	.739	29	1.6	31	8	32	95	5.3
TOTALS	32	10	51	.418	6	15	.400	20	29	.690	44	1.4	45	13	56	128	4.0

UW CAREER HIGHS TO DATE

- MOST POINTS:** 15, vs Northwestern, Jan. 30, 1988
- MOST REBOUNDS:** 5, vs Nebraska-Omaha, Nov. 28, 1986
- MOST ASSISTS:** 7, vs Northwestern, Jan. 30, 1988
- MOST FIELD GOALS:** 6, vs Iowa, Jan. 25, 1988
- MOST FREE THROWS:** 5, vs Northwestern, Jan. 30, 1988

**BADGER
BASKETBALL**


RECORDS



TOP TWENTY CAREER SCORING LEADERS

Player	Seasons		Big Ten Games				All Games Played			
	No.	Years	G	FG	FT	Pts.	G	FG	FT	Pts.
Claude Gregory	4	1977-81	72	431	285	1147	110	656	433	1745
Rick Olson	4	1982-86	72	464**	166	1108	112	729†	260	1736
Clarence Sherrod	3	1968-71	42	316	254	886	72	500	408	1408
Wes Matthews	3	1977-80	41	279	177	735	69	489	273	1251
Joe Franklin	3	1965-68	42	274	191	739	72	459	279	1215
Dale Koehler	4	1972-76	51	306	166	778	78	478	244	1200
Dick Cable	4	1951-55	60	290	230	810	82	432	316	1180
Joe Chrnlich	4	1976-80	72	299	163	761	109	465	241	1171
Don Rehfeldt	4	1945-50	44	254	167	675	81	451	267	1169
Leon Howard	3	1970-73	40	256	189	701	70	433	299	1165
Scott Roth	4	1981-85	70	262	139	663	109	455	246	1156
James Johnson	3	1966-69	42	258	167	683	72	423	301	1147
Ken Siebel	3	1960-63	42	271	196	738	71	401	282	1084
Larry Petty	4	1977-81	72	256	139	651	110	425	216	1066
Chuck Nagle	3	1966-69	42	262	121	645	72	438	188	1064
J.J. Weber	4	1983-87	65	249	124	622	105	405	211	1021
Ab Nicholas	3	1949-52	40	212	181	605	66	352	278	982
Kim Hughes	3	1971-74	42	241	87	569	72	412	155	979
TRENT JACKSON	3	1985-88	38	238#	84	643	69	356!	139	971
Bob Litzow	3	1955-58	42	281	77	639	66	418	102	938

** Includes 14 three-point goals.
 † Includes 18 three-point goals.
 # Includes 85 three-point goals.
 ! Includes 120 three-point goals.




Second-leading scorer - Rick Olson

TOP TWENTY CAREER REBOUNDING LEADERS

Name	No.	Years	Reb.	Name	No.	Years	Reb.
Claude Gregory	4	1977-81	904	Joe Franklin	3	1965-68	858
Joe Chrnlich	4	1976-80	841	Kim Hughes	3	1971-74	806
Larry Petty	4	1977-81	718	Dale Koehler	4	1972-76	680
Paul Morrow	3	1951-54	648*	Tom Gwyn	3	1960-63	641
J.J. Weber	4	1983-87	592	Jack Brens	3	1961-64	574
Bill Pearson	4	1974-78	549	Ken Siebel	3	1960-63	543
Kerry Hughes	3	1971-74	540	Tom Hughbanks	3	1959-62	533
James Johnson	3	1966-69	529	Leon Howard	3	1970-73	529
Mark Zubor	3	1963-66	518	Clarence Sherrod	3	1968-71	518
Ken Gustafson	3	1963-66	496	Brad Sellers	2	1981-83	473

* Rebounding totals since 1950-51 season. Totals not kept prior to then.



Top 20 rebounder - J.J. Weber

TOP 10 ASSISTANTS



2 Small Verticals →

WISCONSIN INDIVIDUAL CAREER RECORDS

GAMES PLAYED

112 Rick Olson	1982-86
110 Claude Gregory	1977-81
110 Larry Petty	1977-81
109 Joe Chrnclich	1976-80
109 Scott Roth	1981-85

GAMES STARTED

112 Rick Olson	1982-86
108 Joe Chrnclich	1976-80
99 Larry Petty	1977-81
88 Claude Gregory	1977-81
83 J.J. Weber	1983-87

MOST FIELD GOALS

729 Rick Olson	1982-86
656 Claude Gregory	1977-81
500 Clarence Sherrad	1968-71
489 Wes Matthews	1977-80
478 Dale Koehler	1972-76

BIG TEN

464 Rick Olson	1982-86
431 Claude Gregory	1977-81
316 Clarence Sherrad	1968-71
306 Dale Koehler	1972-76
299 Joe Chrnclich	1976-80

MOST FIELD GOAL ATTEMPTS

1535 Rick Olson	1982-86
1492 Claude Gregory	1977-81
1230 Clarence Sherrad	1968-71
1218 Bob Litzow	1955-58
1082 Dick Cable	1951-55

BIG TEN

1007 Claude Gregory	1977-81
990 Rick Olson	1982-86
846 Bob Litzow	1955-58
787 Dick Cable	1951-55
776 Clarence Sherrad	1968-71

BEST FIELD GOAL PERCENTAGE (500 Att.)

.527 J.J. Weber	1983-87
.512 Joe Chrnclich	1976-80
.492 Brad Sellers	1981-83
.491 Scott Roth	1981-85
.477 Wes Matthews	1977-80

BIG TEN (300 Att.)

.563 DANNY JONES	1986-88
.512 J.J. Weber	1983-87
.5094 Al Henry	1967-70
.5093 Brad Sellers	1981-83
.502 Joe Chrnclich	1976-80

MOST FREE THROWS

433 Claude Gregory	1977-81
408 Clarence Sherrad	1968-71
316 Dick Cable	1951-55
307 Paul Morrow	1951-54
301 James Johnson	1966-69

BIG TEN

285 Claude Gregory	1977-81
254 Clarence Sherrad	1968-71
230 Dick Cable	1951-55
224 Paul Morrow	1951-54
196 Ken Siebel	1960-63

MOST FREE THROW ATTEMPTS

586 Claude Gregory	1977-81
522 Clarence Sherrad	1968-71
476 Joe Franklin	1965-68
449 Paul Morrow	1951-54
429 James Johnson	1966-69

BIG TEN

387 Claude Gregory	1977-81
325 Clarence Sherrad	1968-71
312 Dick Cable	1951-55
305 Joe Franklin	1965-68
285 Ken Siebel	1960-63

BEST FREE THROW PERCENTAGE (200 Att.)

.870 Rick Olson	1982-86
.817 Wes Matthews	1977-80
.804 Mike Carlin	1965-68
.801 Dick Miller	1953-56
.785 Lee Oler	1969-72

BIG TEN (150 Att.)

.874 Rick Olson	1982-86
.824 Dick Miller	1953-56
.823 Wes Matthews	1977-80
.782 Clarence Sherrad	1968-71
.766 Bill Pearson	1974-78

MOST PERSONAL FOULS

389 Claude Gregory	1977-81
371 Larry Petty	1977-81
341 Joe Chrnclich	1976-80
287 Bill Pearson	1974-78
280 J.J. Weber	1983-87

BIG TEN

252 Claude Gregory	1977-81
237 Larry Petty	1977-81
236 Joe Chrnclich	1976-80
205 Bill Pearson	1974-78
202 Arnold Gaines	1976-80

MOST ASSISTS

388 Mike Heineman	1983-87
290 Arnold Gaines	1976-80
259 Rick Olson	1982-86
255 Wes Matthews	1977-80
255 Scott Roth	1981-85

BIG TEN

248 Mike Heineman	1983-87
202 Arnold Gaines	1976-80
155 Rick Olson	1985-86
151 Scott Roth	1981-85
147 TOM MOLASKI	1985-88

MOST STEALS

131 Claude Gregory	1977-81
113 Wes Matthews	1977-80
102 Rick Olson	1982-86
101 TRENT JACKSON	1985-88
98 Scott Roth	1981-85

BIG TEN

84 Claude Gregory	1977-81
62 Rick Olson	1982-86
61 Wes Matthews	1977-80
61 Scott Roth	1981-85
55 TRENT JACKSON	1985-88

MOST POINTS

1745 Claude Gregory	1977-81
1736 Rick Olson	1982-86
1408 Clarence Sherrad	1968-71
1251 Wes Matthews	1977-80
1215 Joe Franklin	1965-68

BIG TEN

1147 Claude Gregory	1977-81
1108 Rick Olson	1982-86
886 Clarence Sherrad	1968-71
810 Dick Cable	1951-55
778 Dale Koehler	1972-76


MOST REBOUNDS

904 Claude Gregory	1977-81
858 Joe Franklin	1965-68
841 Joe Chrnclich	1976-80
806 Kim Hughes	1971-74
718 Larry Petty	1977-81


BIG TEN

609 Claude Gregory	1977-81
539 Joe Chrnclich	1976-80
526 Joe Franklin	1965-69
471 Kim Hughes	1971-74
441 Larry Petty	1977-81


1988-89 Returnees In Bold




CLAUDE GREGORY



DICK MILLER



ARNOLD "CLYDE" GAINES



RICK OLSON

WISCONSIN INDIVIDUAL SINGLE SEASON RECORDS

GAMES PLAYED

31 J.J. Weber	1986-87
29 Joe Chernelich	1979-80
29 Larry Petty	1979-80
29 Claude Gregory	1979-80
29 Keith Mitchell	1979-80

GAMES STARTED

31 J.J. Weber	1986-87
29 Joe Chernelich	1979-80
28 Rick Olson (4 times)	1982-86
28 Scott Roth (2 times)	1983-85
28 Claude Gregory	1979-80
28 Brad Sellers	1982-83
28 John Ploss	1984-85
28 TRENT JACKSON	1987-88

MOST FIELD GOALS

237 Rick Olson	1985-86
211 Clarence Sherrod	1970-71
211 Wes Matthews	1979-80
202 Joe Franklin	1967-68
201 Claude Gregory	1980-81

BIG TEN

149 Rick Olson	1985-86
135 Dale Koehler	1975-76
131 Clarence Sherrod	1970-71
131 Claude Gregory	1980-81
130 Wes Matthews	1978-79
130 Scott Roth	1984-85

MOST FIELD GOAL ATTEMPTS

591 Clarence Sherrod	1970-71
505 Don Rehfeldt	1949-50
485 Rick Olson	1985-86
468 Bob Litzow	1956-57
438 Clarence Sherrod	1969-70

BIG TEN

330 Clarence Sherrod	1970-71
318 Dale Koehler	1975-76
308 Rick Olson	1985-86
303 Bob Litzow	1956-57
292 Bob Litzow	1957-58

BEST FIELD GOAL PERCENTAGE (200 Att.)

.570 DANNY JONES	1987-88
.562 J.J. Weber	1986-87
.542 Scott Roth	1984-85
.537 Joe Chernelich	1976-77
.535 Joe Chernelich	1979-80

BIG TEN (100 Att.)

.577 Al Rudd	1975-76
.570 J.J. Weber	1986-87
.571 DANNY JONES	1987-88
.538 Joe Chernelich	1979-80
.530 Al Henry	1969-70

MOST FREE THROWS

168 Clarence Sherrod	1969-70
152 Claude Gregory	1980-81
148 Clarence Sherrod	1970-71
145 Dick Miller	1955-56
140 Joe Franklin	1967-68
140 Claude Gregory	1979-80

BIG TEN

115 Clarence Sherrod	1969-70
102 Claude Gregory	1980-81
98 Joe Franklin	1967-68
96 Dick Miller	1955-56
91 Paul Morrow	1952-53

MOST FREE THROW ATTEMPTS

210 Joe Franklin	1967-68
202 Clarence Sherrod	1969-70
202 Claude Gregory	1980-81
200 Clarence Sherrod	1970-71
192 James Johnson	1968-69

BIG TEN

146 Joe Franklin	1967-68
136 Paul Morrow	1952-53
136 Clarence Sherrod	1969-70
129 Claude Gregory	1980-81
116 Dick Miller	1955-56
116 Clarence Sherrod	1970-71

BEST FREE THROW PERCENTAGE (100 Att.)

.888 Wes Matthews	1979-80
.882 Rick Olson	1985-86
.832 Clarence Sherrod	1969-70
.830 TRENT JACKSON	1987-88
.801 Dick Miller	1955-56

BIG TEN (75 Att.)

.885 Rick Olson	1985-86
.863 Wes Matthews	1979-80
.853 Bill Pearson	1977-78
.846 Clarence Sherrod	1969-70
.828 Dick Miller	1955-56

MOST PERSONAL FOULS

108 J.J. Weber	1986-87
106 Claude Gregory	1979-80
101 Larry Petty	1980-81
99 Keith Mitchell	1981-82
98 Jim Clinton	1950-51
98 Brad Sellers	1982-83

BIG TEN

79 Paul Morrow	1952-53
75 Tony Stracka	1952-53
71 Claude Gregory	1979-80
70 Keith Mitchell	1981-82
68 Joe Chernelich	1978-79

MOST ASSISTS

137 Mike Heineman	1986-87
118 Wes Matthews	1979-80
111 Mike Heineman	1984-85
106 Wes Matthews	1978-79
104 TOM MOLASKI	1987-88

BIG TEN

83 Marshall Markham	1950-51
81 Mike Heineman	1985-86
72 Wes Matthews	1978-79
70 Mike Heineman	1984-85
68 Mike Heineman	1986-87

MOST STEALS

59 TRENT JACKSON	1987-88
53 Wes Matthews	1978-79
45 Claude Gregory	1978-79
43 Scott Roth	1983-84
42 Wes Matthews	1979-80
42 TOM MOLASKI	1987-88

BIG TEN

30 Wes Matthews	1978-79
30 TRENT JACKSON	1987-88
29 Claude Gregory	1978-79
29 Scott Roth	1983-84
25 John Bailey	1981-82
25 TOM MOLASKI	1987-88

MOST POINTS

571 Rick Olson	1985-86
570 Clarence Sherrod	1970-71
550 Claude Gregory	1980-81
549 Wes Matthews	1979-80
546 TRENT JACKSON	1987-88

BIG TEN

367 Rick Olson	1985-86
364 Claude Gregory	1980-81
360 Dale Koehler	1975-76
347 Clarence Sherrod	1969-70
347 TRENT JACKSON	1987-88

MOST REBOUNDS

344 Jim Clinton	1950-51
334 Joe Franklin	1967-68
306 Jack Brens	1962-63
301 Kim Hughes	1972-73
290 Paul Morrow	1951-52

BIG TEN

222 Jim Clinton	1950-51
194 Joe Franklin	1967-68
191 Joe Franklin	1966-67
177 Jack Brens	1962-63
176 Dale Koehler	1975-76
176 Brad Sellers	1981-82

BEST 3-POINT FIELD GOAL PERCENTAGE (60 Att.)

.475 Mike Heineman	1986-87
.451 TRENT JACKSON	1987-88
.447 TRENT JACKSON	1986-87
.441 TIM LOCUM	1987-88
.424 Shelton Smith	1986-87

BIG TEN

.485 TRENT JACKSON	1987-88
.443 TRENT JACKSON	1986-87
.424 TIM LOCUM	1987-88
.400 Mike Heineman	1986-87
.364 Shelton Smith	1986-87

MOST 3-POINT FIELD GOAL ATTEMPTS

164 TRENT JACKSON	1987-88
139 SHELTON SMITH	1986-87
103 TRENT JACKSON	1986-87
93 TIM LOCUM	1987-88
61 Mike Heineman	1986-87

BIG TEN

103 TRENT JACKSON	1987-88
79 TRENT JACKSON	1986-87
59 TIM LOCUM	1987-88


MOST 3-POINT FIELD GOALS

74 TRENT JACKSON	1987-88
59 Shelton Smith	1986-87
46 TRENT JACKSON	1986-87
41 TIM LOCUM	1987-88
29 Mike Heineman	1986-87


BIG TEN

50 TRENT JACKSON	1987-88
35 TRENT JACKSON	1986-87
25 TIM LOCUM	1987-88
24 Shelton Smith	1986-87
16 Mike Heineman	1986-87


1988-89 Returnees in Bold



JOE CHRNELICH



CLARENCE SHERROD



WES MATTHEWS

WISCONSIN INDIVIDUAL SINGLE GAME RECORDS

MOST FIELD GOALS

- 17 Rick Olson vs. San Francisco State 12/2/85
- 16 Bob Litzow vs. Indiana 2/10/58
- 15 Ken Barnes vs. Indiana 3/8/65
- 15 Joe Franklin vs. Michigan 1/6/68
- 15 Joe Franklin vs. Mich. State 1/16/68
- 15 Chuck Nagle vs. Purdue 3/2/68
- 15 Clarence Sherrod vs. Eastern Ill. 12/1/70
- 15 Dale Koehler vs. Iowa 2/1/75
- 15 Dale Koehler vs. Michigan 2/2/76
- 15 Rick Olson vs. Purdue 1/19/85
- 15 Rick Olson vs. Michigan State 1/30/86

BEST FIELD GOAL PERCENTAGE (10 Att.)

- .923 Al Henry vs. Minnesota (12-13) 1/13/70
- .909 Scott Roth vs. New Mexico (10-11) 12/29/84
- .900 Larry Petty vs. Illinois (9-10) 1/18/79
- .900 **TRENT JACKSON VS. NORTHWESTERN (9-10) 1/30/88**
- .875 Leon Howard vs. Mich. St. (14-16) 1/20/73

MOST REBOUNDS

- 30 Paul Morrow vs. Purdue 1/3/53
- 27 Joe Franklin vs. Purdue 3/2/68
- 26 Mark Zubor vs. Gonzaga 12/17/63
- 25 Joe Chernelich vs. St. Mary's (CA) 12/2/76
- 23 Curt Mueller vs. Northwestern 3/3/56
- 23 Jack Brens vs. St. John's 1/26/63
- 23 Ken Barnes vs. Indiana 3/8/65
- 23 Joe Franklin vs. Illinois 12/19/66

MOST ASSISTS

- 13 Wes Matthews vs. Army 12/30/79
- 11 Dick Cable vs. California 12/20/52
- 11 Jim Smith vs. Northwestern 2/19/77
- 11 Joe Chernelich vs. Canisius 12/3/77
- 11 Wes Matthews vs. Northwestern 2/24/79
- 11 Mike Heineman vs. Northwestern 3/9/85

MOST POINTS

- 42 Ken Barnes vs. Indiana 3/8/65
- 39 Rick Olson vs. Michigan 1/14/84
- 38 Joe Franklin vs. Michigan State 1/16/68
- 38 Dale Koehler vs. Iowa 2/1/75
- 37 Chuck Nagle vs. Michigan 3/4/67

MOST FIELD GOAL ATTEMPTS

- 37 Don Rehfeldt vs. Iowa 2/28/49
- 32 Don Rehfeldt vs. Iowa 2/18/50
- 32 Bob Litzow vs. Indiana 2/10/58
- 31 Don Rehfeldt vs. UCLA 12/23/48
- 30 Bob Litzow vs. Ohio State 1/21/56

MOST FREE THROWS

- 17 Dale Koehler vs. Loyola (Chi.) 12/6/75
- 15 Paul Morrow vs. Michigan 2/21/53
- 15 Bill Pearson vs. Northwestern 2/18/78
- 14 Clarence Sherrod vs. Tulane 12/19/70
- 14 Rick Olson vs. Purdue 2/13/86

MOST 3-POINT FIELD GOALS

- 7 **TRENT JACKSON VS. OHIO STATE 1/17/87**
- 7 **TIM LOCUM VS. BUTLER 12/5/87**

MOST 3-POINT FIELD GOAL ATTEMPTS

- 12 **TIM LOCUM VS. BUTLER 12/5/87**
- 11 **TRENT JACKSON VS. OHIO STATE 1/17/87**

BEST 3-POINT FIELD GOAL PERCENTAGE (5 Att.)


- 1.000 **TRENT JACKSON VS. NORTHWESTERN 1/30/88**

MOST FREE THROW ATTEMPTS


- 24 Paul Morrow vs. Michigan 2/21/53
- 23 Dale Koehler vs. Loyola (Chi.) 12/6/75
- 19 Joe Franklin vs. Michigan 1/10/67
- 18 Joe Franklin vs. Northwestern 3/9/68
- 17 Ron Jackson vs. Iowa 1/6/62
- 17 Jack Brens vs. Indiana 2/12/62
- 17 Ken Siebel vs. Indiana 2/12/62
- 17 Leon Howard vs. Illinois 2/10/73

BEST FREE THROW PERCENTAGE (10 ATT.)

- 1.000 Rick Olson vs. Purdue (14-14) 2/13/86
- 1.000 Dick Miller vs. Illinois (12-12) 1/9/56
- 1.000 Clarence Sherrod vs. Ohio State (12-12) 2/24/70
- 1.000 Scott Roth vs. Washington State (12-12) 12/1/84
- 1.000 Rod Ripley vs. Marquette (12-12) 11/30/85
- 1.000 Clarence Sherrod vs. Illinois (11-11) 2/23/71
- 1.000 Leon Howard vs. Iowa (11-11) 2/27/71
- 1.000 Clarence Sherrod vs. Minnesota (11-11) 3/4/71
- 1.000 Wes Matthews vs. Cleveland St. (11-11) 12/22/79
- 1.000 Dick Miller vs. Minnesota (11-11) 2/21/55
- 1.000 Ron Weisner vs. LSU (10-10) 12/19/53
- 1.000 **TRENT JACKSON VS. NORTHERN ILLINOIS (10-10) 12/1/88**
- 1988-89 Returnees In Bold



ALBERT HENRY



DALE KOEHLER



PAUL MORROW

WISCONSIN TEAM SINGLE GAME RECORDS

MOST FIELD GOALS

- 48 vs. Gonzaga 12/17/63
- 48 vs. Southern Methodist 12/9/67
- 44 vs. West Virginia 12/18/65
- 44 vs. Illinois 3/11/67
- 44 vs. Eastern Illinois 12/1/70

MOST FIELD GOAL ATTEMPTS

- 113 vs. Michigan State 1/6/64
- 111 vs. Michigan Tech 12/5/70
- 102 vs. South Dakota 12/9/72
- 99 vs. Northern Michigan 12/11/71
- 97 vs. West Virginia 12/18/65

BEST FIELD GOAL PERCENTAGE

- .744 vs. Army (32-43) 12/30/79
- .687 vs. Northern Illinois (33-48) 12/18/84
- .667 vs. New Mexico (32-48) 12/29/84
- .649 vs. Minnesota (24-37) 1/3/87
- .647 vs. Purdue (33-51) 1/19/85

MOST FREE THROWS

- 41 vs. Illinois 1/1/55
- 40 vs. Minnesota 1/12/53
- 37 vs. Michigan 2/21/53
- 34 vs. Arizona 12/30/66
- 33 vs. Illinois 2/19/55
- 33 vs. Iowa 1/6/62
- 33 vs. Indiana 2/12/62

MOST FREE THROW ATTEMPTS

- 61 vs. Michigan 2/21/53
- 54 vs. Illinois 1/1/55
- 50 vs. Indiana 2/12/62
- 48 vs. Minnesota 1/12/53
- 48 vs. Michigan State 3/9/53

BEST FREE THROW PERCENTAGE

- 1.000 vs. Purdue (22-22) 2/7/76
- 1.000 vs. Southern Illinois (12-12) 12/3/83
- 1.000 vs. Loyola (Chi.) (13-13) 12/12/88
- .950 vs. Michigan State (19-20) 2/27/65
- .947 vs. Michigan State (18-19) 2/19/66

MOST REBOUNDS

- 79 vs. Michigan Tech 12/5/70
- 74 vs. South Dakota 12/9/72
- 74 vs. Washington (St. Louis) 12/11/73

MOST POINTS

- 120 vs. Southern Methodist 12/9/67
- 115 vs. Gonzaga 12/17/63
- 114 vs. Michigan Tech 12/5/70
- 113 vs. Iowa 2/9/74
- 110 vs. Northwestern 2/21/67

WISCONSIN TEAM SINGLE SEASON RECORDS

MOST FIELD GOALS

814 in 1985-86
813 in 1986-87
803 in 1984-85
793 in 1961-62
792 in 1970-71

BIG TEN

535 in 1975-76
519 in 1974-75
506 in 1976-77
502 in 1985-86
495 in 1978-79

MOST FIELD GOAL ATTEMPTS

1915 in 1963-64
1831 in 1970-71
1818 in 1974-75
1812 in 1961-62
1808 in 1975-76

BIG TEN

1258 in 1975-76
1253 in 1974-75
1231 in 1952-53
1184 in 1976-77
1154 in 1963-64

BEST FIELD GOAL PERCENTAGE

.488 in 1984-85
.483 in 1985-86
.479 in 1986-87
.471 in 1983-84
.470 in 1979-80

BIG TEN

.473 in 1973-74
.470 in 1986-87
.461 in 1987-88
.460 in 1984-85
.457 in 1980-81
.457 in 1983-84

MOST FREE THROWS

495 in 1954-55
486 in 1953-54
473 in 1952-53
463 in 1970-71
457 in 1966-67
457 in 1979-80

BIG TEN

378 in 1952-53
345 in 1954-55
324 in 1953-54
291 in 1966-67
291 in 1977-78

MOST FREE THROW ATTEMPTS

717 in 1952-53
695 in 1953-54
693 in 1954-55
666 in 1961-62
658 in 1966-67
658 in 1970-71

BIG TEN

565 in 1952-53
479 in 1954-55
456 in 1953-54
419 in 1977-78
418 in 1955-56

BEST FREE THROW PERCENTAGE

.758 in 1983-84
.743 in 1984-85
.733 in 1985-86
.725 in 1982-83
.718 in 1975-76

BIG TEN

.764 in 1983-84
.745 in 1984-85
.738 in 1973-74
.736 in 1969-70
.722 in 1954-55

MOST REBOUNDS

1268 in 1970-71
1245 in 1972-73
1207 in 1966-67
1196 in 1962-63
1177 in 1961-62

BIG TEN

776 in 1975-76
775 in 1974-75
741 in 1976-77
722 in 1970-71
714 in 1962-63

BEST REBOUND AVERAGE

52.8 in 1970-71
51.9 in 1972-73
50.3 in 1966-67
50.0 in 1950-51
49.8 in 1962-63

BIG TEN

51.6 in 1970-71
51.0 in 1962-63
50.1 in 1966-67
48.8 in 1961-62
47.5 in 1963-64

MOST POINTS

2193 in 1986-87
2047 in 1970-71
2032 in 1961-62
2023 in 1979-80
1997 in 1975-76

BIG TEN

1338 in 1975-76
1265 in 1977-78
1264 in 1976-77
1260 in 1974-75
1237 in 1978-79

BEST OFFENSIVE SCORING AVERAGE

86.3 in 1970-71
84.7 in 1961-62
81.9 in 1963-64
81.8 in 1966-67
80.1 in 1967-68

BIG TEN

84.8 in 1966-67
84.1 in 1970-71
83.6 in 1961-62
81.6 in 1969-70
78.6 in 1963-64

LEAST POINTS ALLOWED AVERAGE

52.6 in 1949-50
56.9 in 1950-51
60.0 in 1951-52
61.9 in 1952-53
63.3 in 1953-54

BIG TEN

55.0 in 1949-50
57.4 in 1950-51
60.3 in 1951-52
62.4 in 1952-53
65.3 in 1979-80

LEAST REBOUNDS ALLOWED AVERAGE

30.5 in 1983-84
31.8 in 1979-80
32.7 in 1980-81
33.5 in 1954-55
33.8 in 1985-86

BIG TEN

30.0 in 1983-84
31.9 in 1979-80
32.3 in 1980-81
33.1 in 1985-86
33.6 in 1978-79

MISCELLANEOUS RECORDS

TEAM

MOST CONSECUTIVE FREE THROWS SINGLE GAME—23 vs. Michigan State 3/1/54
MOST ASSISTS SINGLE GAME—33 vs. Northwestern 3/7/53
MOST FOULS COMMITTED SINGLE GAME—33 vs. Notre Dame 12/4/65
LARGEST MARGIN OF VICTORY—70 vs. Beloit (80-10) 1/7/05
LARGEST MARGIN OF DEFEAT—53 vs. Indiana (114-61) 1/31/76; vs. Iowa (101-48) 2/10/86
LONGEST WINNING STREAK—29 games (15-0 in 1911-12 and first 14 in 1912-13)
LONGEST WINNING STREAK AT HOME—32 games (March 8, 1911 to January 8, 1915)
LONGEST LOSING STREAK—14 games (January 8, 1976 to February 26, 1976)
LARGEST ATTENDANCE SINGLE GAME—23,266 at Lexington, KY 11/27/76 (vs. Kentucky)
LARGEST ATTENDANCE BIG TEN GAME—19,165 at Chicago Stadium 2/15/47 (vs. Northwestern)
LARGEST HOME ATTENDANCE—14,000 vs. Pittsburgh 3/22/41 (equalled five other times)
LARGEST HOME SEASON ATTENDANCE—150,000 in 1948-49 (12 games)
LARGEST TOTAL SEASON ATTENDANCE—271,040 in 1984-85 (28 games)

INDIVIDUAL

BEST SCORING AVERAGE ENTIRE CAREER—19.6 by Clarence Sherrod 1968-71
BEST SCORING AVERAGE BIG TEN CAREER—21.1 by Clarence Sherrod 1968-71
BEST SCORING AVERAGE SINGLE SEASON—23.8 by Clarence Sherrod 1970-71
BEST SCORING AVERAGE BIG TEN SEASON—24.8 by Clarence Sherrod 1970-71
CONSECUTIVE FREE THROWS (ANY GAMES)—35 by Wes Matthews 12/12/79-1/5/80
CONSECUTIVE FREE THROWS (BIG TEN)—36 by Rick Olson 1984-85
CONSECUTIVE FREE THROWS START OF CAREER—14 by Martin Gharrity 1959-60


LEADING WISCONSIN SCORERS 1939-1988

	All Games	Big Ten
1939—Dave Dupee	154	98*
1940—Gene Englund	199	139*
1941—Gene Englund	304	162*
1942—John Kotz	325	242†
1943—John Kotz	308	156*
1944—Ray Patterson	295	193*
1945—Ray Patterson	225	137*
1946—Bob Cook	289	169*
1947—Bob Cook	323	187*
1948—Bob Cook	235	146*
1949—Don Rehfeldt	381	229*
1950—Don Rehfeldt	436	265*
1951—Ab Nicholas	366	266
1952—Ab Nicholas	361	235
1953—Paul Morrow	352	275**
1954—Dick Cable	301	203
1955—Dick Cable	442	257
1956—Dick Miller	429	290

1957—Bob Litzow	355	239
1958—Bob Litzow	324	209
1959—Bob Barneson	259	158
1960—Marty Gharrity	312	167
1960—Tom Hughbanks	312	189
1961—Tom Hughbanks	301	172
1962—Ken Siebel	392	282
1963—Jack Brens	425	245
1964—Ken Gustafson	359	174
1965—Mark Zubor	345	206
1966—Ken Gustafson	333	185
1967—Chuck Nagle	463	304
1968—Joe Franklin	544	342
1969—James Johnson	462	255
1970—Clarence Sherrod	538	347
1971—Clarence Sherrod	570	345
1972—Leon Howard	378	242
1973—Leon Howard	431	263

	All Games	Big Ten
1974—Kim Hughes	367	201
1974—Gary Anderson	325	214
1975—Bruce McCauley	418	300
1976—Dale Koehler	505	360**
1977—James Gregory	429	312**
1978—Arnold Gaines	294	260**
1979—Wes Matthews	499	338**
1980—Wes Matthews	549	316**
1980—Claude Gregory	534	319**
1981—Claude Gregory	550	364**
1982—Brad Sellers	378	255**
1983—Cory Blackwell	511	338**
1984—Cory Blackwell	529	348**
1985—Scott Roth	513	328**
1986—Rick Olson	571	367**
1987—J.J. Weber	469	279**
1988—TRENT JACKSON	546	347**

*12 Games **18 Games † 15 Games All Remaining Years 14 Games played



WISCONSIN SINGLE-GAME SCORING LEADERS

(Minimum 30 points)

PTS	PLAYER	OPPONENT	DATE	FG	FT	PTS	PLAYER	OPPONENT	DATE	FG	FT
42	Ken Barnes	Indiana	3- 8-65	15	12	31	John Kotz	Iowa	3- 7-42	12	7
39	Rick Olson	Michigan	1-14-84	14	11	31	Dick Cable	Notre Dame	12- 4-54	11	9
38	Joe Franklin	Michigan State	1-16-68	15	8	31	Dick Cable	Tulane	12-20-54	10	11
38	Dale Koehler	Iowa	1- 1-75	15	8	31	Dick Miller	Minnesota	2-21-55	10	11
37	Chuck Nagle	Michigan	3- 4-67	14	9	31	Ken Siebel	Utah	12-28-62	12	7
36	Dale Koehler	Michigan	2- 2-76	15	6	31	Jack Brens	Utah	12-28-62	12	7
35	Don Rehfeldt	Northwestern	2-11-50	12	11	31	James Johnson	Northwestern	2-21-67	10	11
35	Jack Brens	Indiana	2-25-63	14	7	31	Joe Franklin	Purdue	3- 2-68	11	9
35	Clarence Sherrrod	Iowa	2-10-70	13	9	31	Albert Henry	Minnesota	1-13-70	12	7
35	Claude Gregory	Kentucky State	12- 5-80	14	7	31	Clarence Sherrrod	Michigan	1- 9-71	14	3
35	Rick Olson	San Francisco State	12- 2-85	17	1	31	Bruce McCauley	Northwestern	1- 4-75	12	7
34	Don Rehfeldt	Iowa	2-28-49	13	8	31	Claude Gregory	Nebraska	12-27-79	12	7
34	Bob Litzow	Indiana	2-10-58	16	2	31	Larry Petty	Minnesota	3- 7-81	12	7
34	Joe Franklin	Michigan	1- 6-68	15	4	31	Cory Blackwell	Purdue	3-12-83	13	5
34	Cory Blackwell	Ohio State	2- 9-83	14	6	31	Scott Roth	Northern Illinois	12-18-84	12	7
34	Cory Blackwell	Minnesota	2-19-83	12	10	31	Scott Roth	Illinois	1-17-85	13	5
33	Dick Miller	Michigan State	2-27-56	13	7	31	Rick Olson	Purdue	1-19-85	15	1
33	Ron Jackson	Dayton	12-28-61	13	7	31	Rick Olson	Illinois	2-15-86	13	5
33	Dale Koehler	Loyola (IL)	12- 6-75	8	17	30	Paul Morrow	Indiana	2-16-53	10	10
33	Claude Gregory	Iowa	2-28-81	12	9	30	Jim Biggs	Northwestern	2-28-59	10	10
33	Scott Roth	Oklahoma State	12-29-83	12	9	30	Mark Zubor	Illinois	12-15-64	13	4
32	Dick Miller	Ohio State	1-14-56	12	8	30	Joe Franklin	Nebraska	12- 1-65	10	10
32	Joe Franklin	Arizona	12-30-66	10	12	30	Joe Franklin	Illinois	3-11-67	12	6
32	Clarence Sherrrod	Eastern Illinois	12- 1-70	15	2	30	Chuck Nagle	Purdue	3- 2-68	15	0
32	Leon Howard	Ohio State	2- 5-71	12	8	30	Clarence Sherrrod	Ohio	1-31-70	9	12
32	Claude Gregory	Iowa	2-15-81	14	4	30	Clarence Sherrrod	Michigan State	2- 7-70	10	10
32	Rick Olson	Ohio State	2- 9-85	12	8	30	Clarence Sherrrod	Ohio State	2-24-70	9	12
32	Rick Olson	Michigan State	1-30-86	15	2	30	Clarence Sherrrod	Tulane	12-19-70	8	14
32	Rick Olson	Minnesota	2-22-86	12	8	30	Wes Matthews	Purdue	2-16-80	13	4
						30	Rick Olson	Purdue	2-13-86	8	14
						30	J.J. Weber	Northwestern	3- 1-87	10	10
						30	Trent Jackson	Minnesota	2-28-88	8*	10

* includes three-point field goals

CLASS RECORDS - SINGLE GAME HIGHS

	POINTS	REBOUNDS	ASSISTS
Freshman	29 - Tim Locum vs Butler, 12/5/87	25 - Joe Chrnlich vs St. Mary's, 12/2/76	9 - Clyde Gaines vs Loyola (IL), 12/15/76
Sophomore	39 - Rick Olson vs Michigan, 1/14/84	26 - Mark Zubor vs Gonzaga, 12/17/63	11 - Mike Heineman vs Northwestern, 3/9/85 (along with three others)
Junior	42 - Ken Barnes vs Indiana, 3/8/65	30 - Paul Morrow vs Purdue, 1/3/53	13 - Wes Matthews vs Army, 12/30/79
Senior	38 - Joe Franklin vs Michigan State, 1/16/68	27 - Joe Franklin vs Purdue, 3/2/68	10 - Mike Heineman vs Eastern Illinois, 12/22/86

WISCONSIN ALL-TIME SERIES RECORD WITH OPPONENTS

(Alignment of schools is by current conferences)

BIG TEN CONFERENCE

Chicago	47-20
Illinois	53-87
Indiana	46-71
Iowa	50-62
Michigan	44-67
Michigan State	41-40
Minnesota	65-83
Northwestern	78-49
Ohio State	46-62
Purdue	48-80
Totals	518-821

ATLANTIC COAST CONFERENCE

Georgia Tech	1-0
Maryland	2-0
Virginia	0-1
Totals	3-1

ATLANTIC TEN CONFERENCE

Rutgers	1-0
Temple	0-1
West Virginia	2-1
Duquesne	0-1
George Washington	0-1
Totals	3-4

BIG EAST CONFERENCE

Boston College	3-2
Georgetown	1-1
Providence	1-1
Syracuse	1-0
St. John's	2-0
Pittsburgh	10-5
Totals	18-9

BIG EIGHT CONFERENCE

Iowa State	3-5
Kansas	1-3
Kansas State	2-2
Missouri	6-3
Nebraska	5-8
Oklahoma	2-2
Oklahoma State	0-1
Totals	19-24

BIG SKY CONFERENCE

Montana	1-0
Nevada-Reno	2-0
Totals	3-0

CANADIAN TEAMS

Western Ontario	1-0
-----------------	-----

CCAA

Cal State - LA	1-0
----------------	-----

COLLEGE CONFERENCE OF ILLINOIS-WISCONSIN

Milliken	1-0
----------	-----

COLONIAL ATHLETIC CONFERENCE

Navy	1-0
------	-----

CUNY ATHLETIC CONFERENCE

CCNY	0-1
------	-----

EASTERN INDEPENDENTS

Rochester	1-0
-----------	-----

EASTERN INDEPENDENTS (SERVICE & CLUB TEAMS)

Institute A.C.	0-1
Washington Cont. Co. F	0-1
New York Co. E	0-1
Sharon A.C.	1-0
Totals	1-3

ECAC METRO CONFERENCE

Long Island	1-0
-------------	-----

ECAC NORTH ATLANTIC CONFERENCE

Canisius	1-1
----------	-----

GREAT LAKES CONFERENCE

Michigan Tech	2-0
---------------	-----

GREAT LAKES VALLEY CONFERENCE

Lewis Institute	1-0
-----------------	-----

IVY LEAGUE

Brown	1-0
Columbia	0-2
Dartmouth	3-1
Harvard	1-0
Pennsylvania	4-0
Princeton	2-2
Yale	3-1
Totals	14-6

LONE STAR

East Texas State	1-0
------------------	-----

METRO ATLANTIC ATHLETIC CONFERENCE

Fordham	1-0
Army	1-0
Totals	2-0

METRO CONFERENCE

Cincinnati	0-5
Florida State	1-0
Louisville	0-1
South Carolina	3-0
Totals	4-6

MID-AMERICAN CONFERENCE

Ball State	4-1
Bowling Green	1-1
Central Michigan	3-2
Eastern Michigan	1-0
Kent State	1-0
Miami (Ohio)	1-0
Ohio U.	5-2
Toledo	1-1
Western Michigan	1-0
Totals	18-7

MID-CONTINENT CONFERENCE

Eastern Illinois	2-1
Illinois-Chicago	0-1
Northern Iowa	3-1
Cleveland State	1-0
Totals	6-3

MID-EASTERN ATHLETIC CONFERENCE

Florida A & M	1-0
Morgan State	2-0
Totals	3-0

MIDWEST COLLEGES, SCHOOLS, AND INDEPENDENTS

Armour Institute	2-0
Buckland Guards	0-1
Chicago YMCA	0-1
Dayton	1-0
DePaul	1-6
DePauw	10-0-1
Dubuque YMCA	1-0
Duluth YMCA	1-0
Franklin College	2-3
Highland Park College	1-0
Lombard College	3-0
N.W. College—Naperville, IL	1-0
Notre Dame	10-17
Northern Illinois	9-1
Northern Michigan	2-0
Parsons College	1-0
Sioux City YMCA	0-1
SIU-Edwardsville	1-0
Wabash	3-0
Washburn (Kansas)	1-0
Washington (St. Louis)	4-0
Totals	54-30-1

MIDWEST I.A.C.

Carleton	5-1
Coe	1-0
Grinnell	3-0
Knox	3-0
Lake Forest	1-0
Monmouth	1-0
Totals	14-1

MID-WESTERN CITY CONFERENCE

Loyola (Illinois)	8-5
Butler	15-11
Oklahoma City	1-0
Oral Roberts	0-2
Xavier (Ohio)	1-0
St. Louis	2-1
Detroit	1-0
Totals	28-19

M.I.A.A.

Hamline	2-0
---------	-----

MISSOURI VALLEY CONFERENCE

Bradley	1-2
Indiana State	0-1
Southern Illinois	1-3
Creighton	1-0
Totals	3-6

NEBRASKA INDEPENDENT ATHLETIC CONFERENCE

Nebraska Wesleyan	2-0
-------------------	-----

NORTH CALIFORNIA ATHLETIC CONFERENCE

California-Davis	1-0
San Francisco State	1-0
Totals	2-0

NORTH CENTRAL CONFERENCE

Nebraska Omaha	1-0
North Dakota	4-0
North Dakota State	4-1
South Dakota	5-1
South Dakota State	2-0
Totals	16-2

OHIO ATHLETIC CONFERENCE

Oberlin	0-1
---------	-----

PACIFIC COAST ATHLETIC ASSOCIATION

Pacific	1-0
San Jose State	1-0
Utah State	1-0
UNLV	0-1
Totals	3-1

PACIFIC TEN CONFERENCE

Arizona	1-1
California	2-5
Oregon	1-2
Oregon State	1-2
Stanford	2-4
UCLA	2-3
USC	1-2
Washington	0-3
Washington State	4-2
Totals	14-24

ROCKY MOUNTAIN INDEPENDENTS

Denver	1-0
--------	-----

SERVICE TEAMS

DePauw Pre-Flight	1-0
Great Lakes	2-11
Iowa Pre-Flight	1-0
Truax Field	1-0
Camp Grant	2-1
Totals	7-12

SOUTHEASTERN CONFERENCE

Alabama	0-2
Florida	1-1
Georgia	0-1
Kentucky	1-2
LSU	3-0
Tennessee	0-1
Totals	5-7

SOUTHERN CONFERENCE

Marshall	0-1
Davidson	0-1
East Tennessee State	1-0
Totals	1-2

SOUTHERN INDEPENDENT

Kentucky State	3-0
Loyola (New Orleans)	4-0
Miami (FL)	2-0
Tulane	1-3
Totals	10-3

SOUTHLAND CONFERENCE

Arkansas State	1-0
----------------	-----

SOUTHWEST CONFERENCE

Houston	1-1
Rice	1-1
Southern Methodist	3-2
Texas	1-0
Texas A&M	1-0
Totals	7-4

SOUTHWESTERN ATHLETIC CONFERENCE

Texas Southern	1-0
----------------	-----

SUN BELT CONFERENCE

UNC-Charlotte	1-0
South Florida	2-0
Totals	3-0

SUNSHINE STATE CONFERENCE

Florida Tech	1-0
Rollins	1-0
Totals	2-0

TRANS-AMERICA ATHLETIC CONFERENCE

Hardin-Simmons	1-0
----------------	-----

WEST COAST ATHLETIC CONFERENCE

Gonzaga	1-0
Portland	0-1
St. Mary's	1-1
Totals	2-2

WESTERN ATHLETIC CONFERENCE

Air Force	2-0
Brigham Young	1-0
Hawaii	1-0
New Mexico	2-0
Texas-El Paso	1-0
Utah	1-1
Wyoming	0-1
Totals	8-2

WISCONSIN COLLEGES, SCHOOLS

Beloit College	16-0
Carroll College	5-0
Lawrence College	9-1
Marquette	47-45
Milton	1-0
Northwestern College	2-0
Ripon	18-1
UW-Green Bay	2-0
UW-La Crosse	3-0
UW-Milwaukee	9-0
UW-Oshkosh	2-0
UW-River Falls	2-0
UW-Stevens Point	1-1
UW-Stout	1-0
UW-Superior	1-0
Wayland Academy	2-0
Totals	121-48

WISCONSIN INDEPENDENTS

Appleton Co. G	1-0
Fond du Lac Co. E	1-1
Hudson Co. C	1-0
LaCrosse YMCA	1-0
Manitowoc	1-0

Menasha	1-0
Milwaukee A.C.	1-1
Milwaukee Normal Alumni	2-2
Milwaukee Normal 'M' Club	2-0
Oconto Co. F	1-0
Oshkosh YMCA	1-0
Portage Co. F	2-0
Ripon Reserves	1-0
Sheboygan	2-0
Sheboygan YMCA	1-0
Sparta Co. G	1-0
Sun Prairie	1-0
Two Rivers A.C.	0-1
Wausau YMCA	1-0
West Side Milwaukee	1-0
Wisconsin Alumni	1-0
Totals	24-5

COMBINED SERIES TOTALS

Big Ten Conference	518-621
Atlantic Coast Conference	3-1
Atlantic Ten Conference	3-4
Big East Conference	18-9
Big Eight Conference	19-24
Big Sky Conference	3-0
Canadian Teams	1-0
CCAA	1-0
College Conference of Illinois-Wisconsin	1-0
Colonial Athletic Association	1-0
CUNY Athletic Conference	0-1
Eastern Independents	1-0
Eastern Independents (Service)	1-3
ECAC Metro	1-0
ECAC North Atlantic	1-1
Great Lakes Conference	2-0
Great Lakes Valley Conference	1-0
Ivy League	14-6
Lone Star	1-0
Metro Atlantic Athletic Conference	2-0

Metro Conference	4-6
Mid-American Conference	18-7
Mid-Continent Conference	5-2
Mid-Eastern Athletic Conference	3-0
Midwest Colleges	54-31-1
Midwest I.A.C.	14-1
Mid-Western City Conference	28-19
Minnesota I.A.A.	2-0
Missouri Valley Conference	3-6
Nebraska I.A.C.	2-0
North California A.C.	2-0
North Central Conference	16-2
Ohio Athletic Conference	0-1
Pacific Coast A.A.	3-1
Pacific Ten Conference	14-24
Rocky Mountain Independents	1-0
Service Teams	7-12
Southeastern Conference	5-7
Southern Conference	1-2
Southern Independents	10-3
Southland Conference	1-0
Southwestern Conference	1-0
Southwest Athletic Conference	7-4
Sun Belt Conference	3-0
Sunshine State Conference	2-0
Trans-America A.C.	1-0
West Coast Athletic Conference	2-2
Western Athletic Conference	8-2
Wisconsin Colleges-Schools	121-48
Wisconsin Independents	24-5

Notes: Chicago now in Midwest Conference
Carleton College now in Minnesota I.A.A.
Oberlin now in North Coast Athletic Conference
Oklahoma City University not in Midwestern Collegiate Conference; originally called Midwestern City Conference

COMPOSITE ALL-TIME WON/LOST RECORD

YEAR	ALL SEASON GAMES				CONFERENCE GAMES				COACH	
	W	L	PTS	OPP PTS	W	L	PTS	OPP PTS		FINAL RANK
1899	0	3	43	58	—	—	—	—	Dr. J.C. Elsom	
1900	1	1	40	32	—	—	—	—	Dr. J.C. Elsom	
1901	1	1	50	64	—	—	—	—	Dr. J.C. Elsom	
1902	7	3	316	203	—	—	—	—	Dr. J.C. Elsom	
1903	5	2	213	142	—	—	—	—	Dr. J.C. Elsom	
1904	10	4	423	396	—	—	—	—	Dr. J.C. Elsom	
1905	10	8	681	439	—	—	—	—	Emmett D. Angell	
1906	12	2	370	278	6	2	182	155	2	Emmett D. Angell
1907	11	3	407	264	6	2	217	139	1*	Emmett D. Angell
1908	10	2	366	199	7	1	252	160	1**	Emmett D. Angell
1909	8	4	329	166	5	4	188	139	3	Haskell Noyes
1910	9	5	340	204	7	5	293	190	2	Haskell Noyes
1911	9	6	431	249	6	6	317	223	5	Haskell Noyes
1912	15	0	487	223	12	0	382	180	1	Dr. W.E. Meanwell
1913	14	1	414	225	11	1	297	187	1	Dr. W.E. Meanwell
1914	15	0	520	226	12	0	377	196	1	Dr. W.E. Meanwell
1915	13	4	480	319	8	4	316	246	3	Dr. W.E. Meanwell
1916	20	1	574	343	11	1	359	221	1	Dr. W.E. Meanwell
1917	15	3	528	332	9	3	290	226	4	Dr. W.E. Meanwell
1918	14	3	396	311	9	3	269	234	1	Guy Lowman
1919	5	11	312	369	3	9	231	278	9*	Guy Lowman
1920	15	5	553	402	7	5	332	294	5	Guy Lowman
1921	13	4	411	301	8	4	283	236	1*	Dr. W.E. Meanwell
1922	14	5	442	350	8	4	279	231	2*	Dr. W.E. Meanwell
1923	12	3	344	198	11	1	286	160	1*	Dr. W.E. Meanwell
1924***	11	5	326	348	8	4	278	259	1*	Dr. W.E. Meanwell
1925	6	11	341	395	3	9	237	290	9	Dr. W.E. Meanwell
1926	8	9	462	437	4	8	298	331	8*	Dr. W.E. Meanwell
1927	10	7	434	395	7	5	312	279	4*	Dr. W.E. Meanwell
1928	13	4	453	369	9	3	328	286	3*	Dr. W.E. Meanwell
1929	15	2	522	386	10	2	342	285	1*	Dr. W.E. Meanwell
1930	15	2	446	315	8	2	255	209	2	Dr. W.E. Meanwell
1931	8	9	379	363	4	8	247	303	7*	Dr. W.E. Meanwell
1932	8	10	441	482	3	9	280	348	8*	Dr. W.E. Meanwell
1933	7	13	491	550	4	8	306	354	8	Dr. W.E. Meanwell
1934	14	6	655	504	8	4	374	333	2*	Dr. W.E. Meanwell
1935	15	5	589	492	9	3	363	303	1*	Harold E. Foster
1936	11	9	573	595	4	8	333	417	8	Harold E. Foster
1937	8	12	599	685	3	9	363	443	8*	Harold E. Foster
1938	10	10	730	710	5	7	439	449	7	Harold E. Foster
1939	10	10	630	672	4	8	369	421	7*	Harold E. Foster
1940	5	15	744	810	3	9	444	470	9	Harold E. Foster
1941-A	20	3	1004	835	11	1	536	424	1	Harold E. Foster
1942	14	7	979	839	10	5	718	606	2*	Harold E. Foster

* Shared Position
 ** Lost Championship Play-Off to Chicago.
 *** Played Tie Game with DePaul
 A - Won NCAA Championship

YEAR	ALL SEASON GAMES				CONFERENCE GAMES				COACH	
	W	L	PTS	OPP PTS	W	L	PTS	OPP PTS		FINAL RANK
1943	12	9	1022	957	6	6	592	555	4*	Harold E. Foster
1944	12	9	954	921	9	3	603	497	2*	Harold E. Foster
1945	10	11	971	1003	4	8	530	598	6*	Harold E. Foster
1946	4	17	1022	1009	1	11	576	669	9	Harold E. Foster
1947	16	6	1228	1166	9	3	677	637	1	Harold E. Foster
1948	12	8	1047	1068	7	5	608	623	3*	Harold E. Foster
1949	12	10	1199	1058	5	7	623	617	7*	Harold E. Foster
1950	17	5	1278	1159	9	3	701	660	2	Harold E. Foster
1951	10	12	1250	1252	7	7	790	804	4*	Harold E. Foster
1952	10	12	1280	1310	5	9	817	844	7	Harold E. Foster
1953	13	9	1447	1361	10	8	1162	1123	5	Harold E. Foster
1954	12	10	1494	1393	6	8	952	936	5*	Harold E. Foster
1955	10	12	1577	1598	5	9	1007	1071	6*	Harold E. Foster
1956	6	16	1530	1595	4	10	1037	1080	8*	Harold E. Foster
1957	5	17	1316	1511	3	11	875	1030	9	Harold E. Foster
1958	8	14	1382	1527	3	11	801	1019	10	Harold E. Foster
1959	3	19	1376	1743	1	13	949	1195	10	Harold E. Foster
1960	8	16	1743	1935	4	10	1020	1167	9	John E. Erickson
1961	7	17	1696	1800	4	10	996	1077	8	John E. Erickson
1962	17	7	2032	1911	10	4	1171	1148	2	John E. Erickson
1963	14	10	1802	1720	7	7	1053	1086	6	John E. Erickson
1964	8	16	1967	2082	2	12	1101	1291	10	John E. Erickson
1965	9	13	1703	1756	4	10	1088	1206	8	John E. Erickson
1966	11	13	1848	1916	6	8	1056	1108	7	John E. Erickson
1967	13	11	1963	1959	8	6	1187	1184	4	John E. Erickson
1968	13	11	1922	1875	7	7	1099	1111	5	John E. Erickson
1969	11	13	1690	1692	5	9	1028	1077	8*	John D. Powless
1970	10	14	1843	1937	5	9	1143	1211	6*	John D. Powless
1971	9	15	2047	2027	4	10	1177	1231	7*	John D. Powless
1972	13	11	1921	1774	6	8	1086	1088	5*	John D. Powless
1973	11	13	1806	1796	5	9	1038	1075	9	John D. Powless
1974	16	8	1827	1576	8	6	1082	1002	4*	John D. Powless
1975	8	18	1853	2026	5	13	1260	1415	8	John D. Powless
1976	10	16	1997	2138	4	14	1338	1564	9	John D. Powless
1977	11	16	1861	1998	7	11	1264	1364	8*	William L. Cofield
1978	8	19	1913	2039	4	14	1265	1368	9*	William L. Cofield
1979	12	15	1883	1985	6	12	1237	1347	8*	William L. Cofield
1980	15	14	2023	1911	7	11	1148	1176	8	William L. Cofield
1981	11	16	1756	1846	5	13	1137	1248	9	William L. Cofield
1982	6	21	1735	1988	3	15	1096	1294	10	William L. Cofield
1983	8	20	1813	1994	3	15	1142	1313	10	Steve Yoder
1984	8	20	1899	1900	4	14	1149	1288	10	Steve Yoder
1985	14	14	1967	2013	5	13	1177	1346	9	Steve Y

WISCONSIN ALL-TIME BASKETBALL RESULTS

1898-1899(0-3)

Coach: Dr. J.C. Elsom Capt. W. Hirschberg

Date	WIS	Opponent	Played at
Jan. 21 15		Milw. Nor. Alum.	25 Milwaukee
Feb. 18 18		Lawrence	20 Appleton
Mar. 4 10		Milw. Nor. Alum.	13 Madison

1899-1900(1-1)

Coach: Dr. J.C. Elsom Capt. W. Hirschberg

Date	WIS	Opponent	Played at
Feb. 17 15		Minnesota	17 Minneapolis
Feb. 15 25		Wayland Academy	15 Beaver Dam

1900-1901(1-1)

Coach: Dr. J.C. Elsom Capt. W. Hirschberg

Date	WIS	Opponent	Played at
Jan. 18 35		Wayland Academy	22 Beaver Dam
Feb. 23 15		Minnesota	42 Minneapolis

1901-1902(7-3)

Coach: Dr. J.C. Elsom Capt. Henry Helmholz

Date	WIS	Opponent	Played at
Dec. 13 32		Lewis Institute	21 Chicago
Dec. 14 20		Armour Institute	14 Chicago
Dec. 27 37		Milwaukee Nor.	18 Milwaukee
Jan. 1 20		Yale	35 Milwaukee
Jan. 4 48		Milw. Nor. Alum.	12 Milwaukee
Jan. 11 59		La Crosse YMCA	16 La Crosse
Jan. 25 51		Lawrence	20 Appleton
Feb. 15 18		Sun Prairie	9 Sun Prairie
Feb. 22 10		Minnesota	30 Minneapolis
Mar. 7 21		Ripon	28 Ripon

1902-1903(5-2)

Coach: Dr. J.C. Elsom Capt. John C. Potter

Date	WIS	Opponent	Played at
Nov. 28 45		Sheboygan YMCA	16 Sheboygan
Dec. 19 34		Dubuque YMCA	14 Dubuque
Feb. 21 11		Minnesota	33 Minneapolis
Feb. 28 17		Fond du Lac Co. E.	21 Fond du Lac
Mar. 6 42		Duluth YMCA	16 Duluth
Mar. 7 27		W. Superior Normal	9 Superior
Mar. 13 37		Wausau YMCA	33 Wausau

1903-1904(10-4)

Coach: Dr. J.C. Elsom Capt. H. Schofield

Date	WIS	Opponent	Played at
Nov. 27 26		Sheboygan*	24 Sheboygan
Nov. 28 18		Milwaukee AC	30 Milwaukee
Dec. 19 19		Chicago YMCA	62 Chicago
Dec. 29 27		West H.S., Milwaukee	20 Milwaukee
Feb. 5 39		Oshkosh YMCA	28 Oshkosh
Feb. 6 25		Fond du Lac Co. E	21 Fond du Lac
Feb. 20 35		Milwaukee AC	13 Madison
Feb. 27 41		Northwestern Watertown	31 Watertown
Mar. 1 30		Grinnell	28 Grinnell
Mar. 2 29		Highland Park Col.	21 Des Moines
Mar. 3 16		Sioux City YMCA	44 Sioux City
Mar. 4 47		Nebraska Wesleyan	32 Lincoln
Mar. 5 22		Nebraska	25 Lincoln
Mar. 11 22		Co. G, Madison**	15 Madison
Mar. 18 48		Co. F, Portage	17 Portage

* Game ended in a tie (24-24) but Sheboygan refused to play off the tie and consequently according to basketball rules lost the game.

** Played by varsity seconds.

1904-1905(10-8)

Coach: Emmett Angell Capt. Chris Steinmetz

Date	WIS	Opponent	Played at
Dec. 2 75		Co. G, Sparta	10 Sparta
Dec. 3 54		La Crosse	16 La Crosse
Dec. 27 45		Sheboygan	28 Sheboygan
Dec. 28 26		Co. G, Appleton	12 Appleton
Dec. 29 55		Co. F, Oconto	17 Oconto
Dec. 30 30		Two Rivers AC	31 Two Rivers
Jan. 7 80		Beloit	10 Madison
Jan. 12 22		Ohio State	25 Columbus
Jan. 13 26		Rochester U.	17 Rochester, NY
Jan. 14 22		Washington Continentals	26 Schenectady, NY
Jan. 16 27		Co. E, New York	34 Albany
Jan. 17 15		Columbia	21 New York
Jan. 18 20		Institute AC	34 Newark
Jan. 19 41		Sharon AC	31 Sharon, PA
Jan. 20 31		Buckland Guards	34 Fremont, OH
Jan. 21 31		Oberlin	41 Oberlin, OH
Mar. 3 52		Co. F, Portage	28 Portage
Mar. 17 29		Chicago	24 Chicago

1905-1906(12-2)

Coach: Emmett Angell Capt. James Bush

Date	WIS	Opponent	Played at
Dec. 14 35		Manitowoc	25 Manitowoc
Dec. 15 30		Menasha	22 Menasha
Dec. 16 30		Oshkosh Normal	21 Oshkosh
Jan. 13 25		Lawrence	20 Madison
Jan. 19 37		Armour Institute	15 Chicago
Jan. 20 34		Purdue	14 Lafayette
Feb. 3 31		Purdue	15 Madison
Feb. 23 31		Minnesota	24 Madison
Mar. 2 18		Chicago	35 Chicago
Mar. 3 36		Illinois	32 Champaign
Mar. 9 22		Chicago	19 Madison
Mar. 10 1		Illinois*	0 Madison
Mar. 16 31		Co. C, Hudson	20 Hudson
Mar. 17 10		Minnesota	16 Minneapolis
		* Forfeit	

1906-1907(11-3)

BIG TEN CO-CHAMPIONS

Coach: Emmett Angell Capt. Charles Scribner

Date	WIS	Opponent	Played at
Dec. 8 38		Milton College	14 Madison
Dec. 14 41		Ripon	20 Madison
Jan. 4 9		Columbia	30 Madison
Jan. 11 29		Stout	19 Menomonie
Jan. 12 11		Minnesota	18 Minneapolis
Jan. 18 38		Beloit	11 Beloit
Jan. 19 22		Illinois	16 Urbana
Jan. 25 33		Purdue	27 Lafayette
Jan. 26 14		Chicago	24 Chicago
Feb. 1 47		Illinois	13 Madison
Feb. 21 35		Nebraska	31 Madison
Mar. 6 22		Chicago	11 Madison
Mar. 9 31		Minnesota	20 Madison
Mar. 15 37		Purdue	10 Madison

1907-1908(10-2)

Coach: Emmett Angell Capt. Harlan Rogers

Date	WIS	Opponent	Played at
Dec. 14 38		Beloit	13 Madison
Dec. 20 42		Alumni	22 Madison
Jan. 17 28		Purdue	24 Lafayette
Jan. 18 28		Illinois	20 Champaign
Jan. 23 34		Purdue	13 Madison
Jan. 25 37		Chicago	17 Madison
Jan. 31 29		Minnesota	16 Madison
Feb. 28 19		Chicago	24 Chicago
Mar. 3 34		Nebraska	4 Madison
Mar. 7 34		Minnesota	14 Minneapolis
Mar. 9 27		Illinois	14 Madison
Mar. 12 16		Chicago	18 Madison

Note: Badgers lost Big Ten Title Play-off to Chicago 18-16

1908-1909(8-4)

Coach: Haskell Noyes Capt. H. Swenholt

Date	WIS	Opponent	Played at
Dec. 19 53		Lawrence	13 Madison
Jan. 8 36		Ripon	10 Madison
Jan. 13 52		Beloit	4 Madison
Jan. 15 20		Purdue	23 Lafayette
Jan. 16 19		Illinois	28 Champaign
Jan. 23 20		Illinois	10 Madison
Jan. 30 14		Minnesota	13 Minneapolis
Feb. 6 15		Chicago	18 Madison
Feb. 27 29		Purdue	6 Madison
Mar. 1 30		Iowa	9 Madison
Mar. 6 4		Chicago	18 Chicago
Mar. 9 37		Minnesota	14 Madison

1909-1910(9-5)

Coach: Haskell Noyes Capt. William Witt

Date	WIS	Opponent	Played at
Dec. 15 24		Beloit	9 Madison
Dec. 17 32		Ripon	5 Madison
Jan. 8 55		Northwestern	9 Madison
Jan. 15 28		Illinois	16 Madison
Jan. 21 14		Illinois	34 Urbana
Jan. 22 17		Purdue	29 Lafayette
Jan. 28 14		Chicago	16 Chicago
Jan. 29 11		Indiana	13 Bloomington
Feb. 5 24		Minnesota	14 Madison
Feb. 25 9		Minnesota	16 Minneapolis
Feb. 26 39		Northwestern	11 Evanston
Mar. 5 11		Chicago	10 Madison
Mar. 7 33		Indiana	8 Madison
Mar. 12 38		Purdue	14 Madison

1910-1911(9-6)

Coach: Haskell Noyes Capt. Albert Birch

Date	WIS	Opponent	Played at
Dec. 10 32		Beloit	9 Madison
Dec. 17 43		Ripon	8 Madison
Jan. 7 39		Lawrence	9 Madison
Jan. 13 16		Purdue	34 Lafayette
Jan. 14 29		Northwestern	9 Evanston
Jan. 21 20		Illinois	17 Madison
Jan. 28 46		Chicago	22 Madison
Feb. 3 51		Indiana	9 Madison
Feb. 4 16		Minnesota	17 Minneapolis
Feb. 24 45		Purdue	17 Madison
Mar. 1 13		Minnesota	21 Madison
Mar. 4 22		Chicago	24 Chicago
Mar. 8 23		Northwestern	11 Madison
Mar. 10 18		Indiana	21 Bloomington
Mar. 11 18		Illinois	21 Champaign

1911-1912(15-0)

BIG TEN CHAMPIONS

Coach: W.E. Meanwell Capt. W. Scoville

Date	WIS	Opponent	Played at
Dec. 9 31		Beloit	18 Madison
Dec. 16 54		Ripon	13 Madison
Dec. 20 20		Beloit	12 Beloit
Jan. 5 38		Iowa	12 Iowa City
Jan. 6 32		Northwestern	19 Evanston
Jan. 13 27		Illinois	10 Madison
Jan. 20 22		Minnesota	12 Madison
Jan. 27 18		Chicago	15 Chicago
Feb. 12 30		Iowa	5 Madison
Feb. 17 51		Indiana	10 Madison
Feb. 24 46		Northwestern	11 Madison
Mar. 2 34		Chicago	24 Madison
Mar. 9 29		Minnesota (OT)	26 Minneapolis
Mar. 15 23		Illinois	15 Urbana
Mar. 16 32		Indiana	21 Bloomington

1912-1913(14-1)

BIG TEN CHAMPIONS

Coach: W.E. Meanwell Capt. J. Van Riper

Date	WIS	Opponent	Played at
Dec. 7 40		Ripon	13 Madison
Dec. 12 33		Beloit	10 Madison
Dec. 18 44		Lake Forest	15 Madison
Jan. 11 16		Illinois	15 Urbana
Jan. 13 25		Purdue	15 Lafayette
Jan. 18 19		Minnesota	11 Minneapolis
Jan. 21 22		Ohio State	11 Madison
Jan. 25 31		Chicago	18 Madison
Feb. 13 30		Indiana	19 Bloomington
Feb. 15 27		Ohio State	22 Columbus
Feb. 21 18		Illinois	13 Madison
Feb. 25 29		Minnesota	11 Madison
Feb. 27 48		Indiana	10 Madison
Mar. 1 22		Purdue	19 Madison
Mar. 7 10		Chicago	23 Chicago

1913-1914(15-0)

BIG TEN CHAMPIONS

Coach: W.E. Meanwell Capt. E. Van Gent

Date	WIS	Opponent	Played at
Dec. 13 48		Knox	15 Madison
Dec. 18 45		Beloit	15 Madison
Jan. 6 50		Parsons College	0 Madison
Jan. 10 26		Illinois	25 Urbana
Jan. 12 57		Indiana	15 Bloomington
Jan. 17 28		Minnesota	7 Madison
Jan. 24 16		Chicago	14 Chicago
Feb. 10 38		Northwestern	9 Madison
Feb. 13 25		Purdue (OT)	20 Madison
Feb. 17 33		Northwestern	26 Evanston
Feb. 20 29		Illinois	16 Madison
Feb. 24 46		Indiana	24 Madison
Feb. 28 27		Minnesota	9 Minneapolis
Mar. 6 25		Chicago	18 Madison
Mar. 10 27		Purdue	13 Lafayette

1914-1915(13-4)

Coach: W.E. Meanwell		Capt. Ernest Lange	
Date	WIS Opponent	Played at	
Dec. 11	28 Beloit	16	Madison
Dec. 14	45 Arkansas Agric.	7	Madison
Dec. 18	29 Lawrence	21	Madison
Jan. 2	21 Milwaukee Nor.	10	Milwaukee
Jan. 5	41 Grinnell	19	Madison
Jan. 9	39 Indiana	18	Bloomington
Jan. 11	28 Purdue (OT)	24	Lafayette
Jan. 16	23 Minnesota	20	Minneapolis
Jan. 18	47 Indiana	15	Madison
Jan. 23	19 Chicago	24	Madison
Feb. 8	19 Illinois	39	Urbana
Feb. 13	17 Illinois	19	Madison
Feb. 16	26 Ohio State	17	Columbus
Feb. 19	26 Purdue	21	Madison
Feb. 27	31 Minnesota	7	Madison
Mar. 6	23 Ohio State	12	Madison
Mar. 12	18 Chicago	30	Chicago

1915-1916(20-1)

BIG TEN CHAMPIONS

Coach: W.E. Meanwell		Capt. Mel Haas	
Date	WIS Opponent	Played at	
Dec. 10	38 Beloit	11	Madison
Dec. 15	46 Lawrence	16	Madison
Dec. 30	27 Ripon*	15	Ripon
Dec. 30	41 Ripon Reserves*	7	Ripon
Dec. 31	51 Milwaukee Normal**	12	Milwaukee
Jan. 1	24 Milw. Nor. Alum.†	18	Milwaukee
Jan. 1	39 Milwaukee Normal*	8	Milwaukee
Jan. 3	24 Wabash	14	Madison
Jan. 8	33 Purdue	17	Lafayette
Jan. 10	36 Iowa (OT)	31	Iowa City
Jan. 15	31 Minnesota	11	Madison
Jan. 18	22 Northwestern	18	Madison
Jan. 22	20 Illinois	27	Urbana
Jan. 29	29 Chicago	18	Chicago
Feb. 14	25 Nebraska Wesleyan	20	Madison
Feb. 19	34 Illinois	14	Madison
Feb. 25	35 Purdue	22	Madison
Feb. 28	39 Iowa*	17	Madison
Mar. 4	32 Minnesota	14	Minneapolis
Mar. 8	24 Chicago	12	Madison
Mar. 11	24 Northwestern	21	Evanston

* Varsity and varsity seconds played ½ of each game.
 ** Varsity seconds aided by varsity in last few minutes.
 † Varsity seconds.
 * Varsity.
 * Score also listed as 37-19.

1916-1917 (15-3)

Coach: W.E. Meanwell		Capts. George Levis Harold Olson	
Date	WIS Opponent	Played at	
Dec. 9	58 Beloit	11	Madison
Dec. 13	30 Ripon	17	Madison
Dec. 16	50 Northwestern Col.	21	Madison
Dec. 20	41 Lawrence	14	Madison
Dec. 21	35 Milwaukee Normal "M" Club	23	Milwaukee
Jan. 3	24 Ripon	20	Ripon
Jan. 6	30 Ohio State	22	Columbus
Jan. 8	29 Northwestern (OT)	21	Evanston
Jan. 13	25 Minnesota	33	Minneapolis
Jan. 20	25 Illinois	14	Madison
Jan. 26	13 Chicago	21	Madison
Feb. 12	23 Northwestern	21	Madison
Feb. 17	40 Ohio State	15	Madison
Feb. 24	17 Illinois	20	Urbana
Mar. 3	25 Chicago	16	Chicago
Mar. 6	29 Indiana	14	Madison
Mar. 10	16 Minnesota	13	Madison
Mar. 15	18 Indiana	16	Bloomington

1917-1918(14-3)

BIG TEN CHAMPIONS

Coach: Guy Lowman		Capt. William Chandler	
Date	WIS Opponent	Played at	
Dec. 8	26 Beloit	21	Madison
Dec. 13	33 Ripon	13	Madison
Dec. 15	18 Northwestern Col.	13	Madison
Dec. 19	15 Marquette	14	Madison
Jan. 2	35 Ripon	16	Ripon
Jan. 5	17 Northwestern	33	Evanston
Jan. 8	36 Iowa	22	Iowa City
Jan. 19	22 Illinois	21	Champaign
Jan. 21	34 Iowa	19	Madison
Jan. 26	21 Purdue	16	Madison
Feb. 16	21 Chicago	23	Chicago
Feb. 23	23 Illinois	15	Madison
Mar. 2	18 Minnesota	17	Minneapolis
Mar. 7	26 Northwestern	18	Madison
Mar. 9	16 Chicago	13	Madison
Mar. 13	24 Purdue	18	Lafayette
Mar. 16	11 Minnesota	19	Madison

1918-1919(5-11)

Coach: Guy Lowman		Capt. A. Zulfer	
Date	WIS Opponent	Played at	
Dec. 27	16 Camp Grant (OT)	15	Camp Grant
Dec. 28	14 Great Lakes	43	Great Lakes
Dec. 30	39 Milwaukee Nor.	18	Milwaukee
Jan. 4	12 Great Lakes	14	Madison
Jan. 11	15 Northwestern	20	Madison
Jan. 18	11 Minnesota	38	Minneapolis
Jan. 25	15 Illinois	25	Madison
Feb. 1	19 Chicago	24	Madison
Feb. 10	29 Iowa	18	Madison
Feb. 15	14 Illinois	16	Urbana
Feb. 22	23 Northwestern	32	Evanston
Feb. 24	29 Indiana	16	Bloomington
Mar. 1	12 Minnesota	23	Madison
Mar. 8	25 Chicago	15	Chicago
Mar. 10	27 Iowa	29	Iowa City
Mar. 15	12 Indiana	22	Madison

1919-1920(15-5)

Coach: Guy Lowman		Capt. Harold Knapp	
Date	WIS Opponent	Played at	
Dec. 5	36 River Falls Nor.	17	Madison
Dec. 13	19 Ripon (OT)	16	Madison
Dec. 16	33 Beloit	11	Madison
Dec. 19	20 Ripon	13	Ripon
Dec. 20	17 Oshkosh Normal	7	Oshkosh
Jan. 1	36 Milwaukee Nor.	10	Milwaukee
Jan. 3	27 Great Lakes	19	Great Lakes
Jan. 5	35 Iowa	18	Iowa City
Jan. 10	33 Great Lakes	15	Madison
Jan. 17	19 Chicago	37	Chicago
Jan. 19	20 Iowa	21	Madison
Jan. 24	20 Illinois	43	Urbana
Jan. 31	28 Minnesota	12	Madison
Feb. 14	40 Michigan	13	Madison
Feb. 21	33 Illinois	29	Madison
Feb. 24	31 Ohio State	27	Madison
Feb. 28	26 Minnesota	32	Minneapolis
Mar. 6	20 Michigan	23	Ann Arbor
Mar. 8	34 Ohio State	22	Columbus
Mar. 12	26 Chicago	17	Madison

1920-1921(13-4)

BIG TEN CO-CHAMPIONS

Coach: W.E. Meanwell		Capt. Warren Taylor	
Date	WIS Opponent	Played at	
Dec. 10	29 Knox	16	Madison
Dec. 12	28 River Falls Normal	8	Madison
Dec. 17	24 La Crosse Nor.	12	La Crosse
Dec. 18	23 Marquette	18	Milwaukee
Dec. 29	24 South Dakota Aggies	11	Madison
Jan. 3	12 Northwestern	13	Evanston
Jan. 8	27 Michigan	24	Ann Arbor
Jan. 15	27 Chicago	39	Chicago
Jan. 22	23 Illinois	18	Madison
Jan. 24	25 Michigan	17	Madison
Jan. 29	21 Minnesota	22	Minneapolis
Feb. 12	22 Northwestern	10	Madison
Feb. 19	9 Illinois	17	Champaign
Feb. 21	40 Ohio State	21	Columbus
Feb. 26	25 Chicago	19	Madison
Mar. 5	18 Minnesota	12	Madison
Mar. 8	34 Ohio State	24	Madison

1921-1922(14-5)

Coach: W.E. Meanwell		Capt. Duke Caesar	
Date	WIS Opponent	Played at	
Dec. 10	27 Michigan Aggies	13	Madison
Dec. 16	20 Butler	26	Madison
Dec. 17	27 Ripon	17	Madison
Dec. 20	15 Knox	9	Madison
Dec. 22	23 Milw. Nor. M Club	19	Milwaukee
Dec. 23	24 La Crosse Normal	21	La Crosse
Jan. 3	27 Nebraska	14	Madison
Jan. 7	18 Iowa	15	Iowa City
Jan. 9	21 Northwestern	9	Evanston
Jan. 14	18 Michigan (OT)	16	Madison
Jan. 21	15 Minnesota	17	Madison
Feb. 10	25 Illinois	23	Madison
Feb. 13	18 Iowa	24	Madison
Feb. 18	17 Michigan	18	Ann Arbor
Feb. 22	23 Northwestern	11	Madison
Feb. 27	35 Illinois	37	Champaign
Mar. 4	34 Minnesota	20	Minneapolis
Mar. 8	24 Chicago	17	Madison
Mar. 11	31 Chicago	24	Chicago

1922-1923(12-3)

BIG TEN CO-CHAMPIONS

Coach: W.E. Meanwell		Capt. Gus Tebell	
Date	WIS Opponent	Played at	
Dec. 15	13 Butler	20	Madison
Dec. 19	37 Lombard	9	Madison
Jan. 3	8 Marquette	9	Madison

Jan. 6	21 Northwestern	10	Evanston
Jan. 8	17 Indiana	10	Bloomington
Jan. 13	24 Chicago	11	Madison
Jan. 20	24 Minnesota	12	Minneapolis
Feb. 6	13 Purdue	17	Lafayette
Feb. 14	18 Michigan	15	Ann Arbor
Feb. 19	16 Michigan	11	Madison
Feb. 24	20 Purdue	19	Madison
Mar. 3	36 Minnesota	10	Madison
Mar. 5	29 Northwestern	17	Madison
Mar. 10	33 Chicago	11	Chicago
Mar. 12	35 Indiana	17	Madison

1923-1924(11-5-1)

BIG TEN CO-CHAMPIONS

Coach: W.E. Meanwell		Capt. Douglas Gibson	
Date	WIS Opponent	Played at	
Dec. 8	53 Milliken	13	Madison
Dec. 14	25 DePauw*	25	Madison
Dec. 19	27 Marquette	7	Milwaukee
Jan. 2	18 Franklin	21	Madison
Jan. 5	23 Indiana	21	Bloomington
Jan. 12	25 Northwestern	10	Evanston
Jan. 14	28 Indiana	27	Madison
Jan. 26	18 Chicago	35	Chicago
Feb. 12	25 Butler	23	Madison
Feb. 16	13 Illinois	12	Madison
Feb. 23	13 Ohio State	27	Columbus
Feb. 25	20 Illinois	31	Champaign
Mar. 1	23 Northwestern	14	Madison
Mar. 3	30 Ohio State	20	Madison
Mar. 8	19 Iowa	22	Iowa City
Mar. 11	36 Iowa	26	Madison
Mar. 15	30 Chicago	14	Madison

* Three overtimes, tie game

1924-1925(6-11)

Coach: W.E. Meanwell		Capt. M. Diebold	
Date	WIS Opponent	Played at	
Dec. 12	21 Wabash	20	Madison
Dec. 19	16 Butler	22	Madison
Dec. 22	29 Grinnell	15	Madison
Jan. 6	27 DePauw	22	Madison
Jan. 10	14 Minnesota	16	Minneapolis
Jan. 13	20 Ohio State	27	Madison
Jan. 19	12 Michigan	14	Ann Arbor
Jan. 24	14 Minnesota	25	Madison
Feb. 11	11 Franklin	26	Madison
Feb. 16	16 Iowa	15	Madison
Feb. 21	25 Illinois	35	Urbana
Feb. 23	22 Purdue	30	Madison
Feb. 28	16 Michigan	27	Madison
Mar. 3	25 Iowa	23	Iowa City
Mar. 9	24 Illinois	9	Madison
Mar. 12	26 Purdue	32	Lafayette
Mar. 14	23 Ohio State	37	Columbus

1925-1926(8-9)

Coach: W.E. Meanwell		Capt. Henry Brooks	
Date	WIS Opponent	Played at	
Dec. 7	11 North Dakota Aggies	16	Madison
Dec. 12	48 South Dakota Aggies	9	Madison
Dec. 18	42 Marquette	26	Milwaukee
Jan. 2	32 DePauw	31	Madison
Jan. 5	36 Minnesota	24	Madison
Jan. 11	33 Indiana	31	Madison
Jan. 16	15 Chicago	17	Madison
Jan. 23	35 Northwestern	27	Madison
Feb. 5	31 Butler	24	Madison
Feb. 13	26 Chicago	23	Chicago
Feb. 16	26 Northwestern	36	Evanston
Feb. 20	21 Purdue	29	Madison
Feb. 22	13 Michigan	22	Ann Arbor
Feb. 26	31 Purdue	32	Lafayette
Mar. 1	23 Michigan (OT)	24	Madison
Mar. 5	19 Minnesota	31	Minneapolis
Mar. 9	20 Indiana	35	Bloomington

1926-1927(10-7)

Coach: W.E. Meanwell		Capts. Ralph Merkle, Rollie Barnam	
Date	WIS Opponent	Played at	
Dec. 17	24 Franklin	27	Madison
Dec. 22	29 Marquette	26	Milwaukee
Dec. 30	24 DePauw	20	Madison
Jan. 3	31 Syracuse	24	Cleveland
Jan. 8	23 Indiana	28	Madison
Jan. 10	25 Ohio State	16	Madison
Jan. 15	28 Northwestern	18	Evanston
Jan. 17	33 Chicago (OT)	30	Chicago
Jan. 22	25 Northwestern	24	Madison
Feb. 8	14 Notre Dame	19	Madison
Feb. 12	31 Chicago	20	Madison
Feb. 19	16 Ohio State	20	Columbus
Feb. 22	24 Iowa	21	Madison
Feb. 26	23 Indiana	31	Bloomington
Feb. 28	28 Illinois	32	Champaign

Mar. 5	39	Illinois	13	Madison
Mar. 11	17	Iowa	26	Iowa City

1927-1928(13-4)

Coach: W.E. Meanwell		Capt. Louis Behr	
Date	WIS Opponent	WIS Opponent	Played at
Dec. 10	18	Coe College	6 Madison
Dec. 16	25	Butler	18 Madison
Dec. 19	32	DePauw	17 Madison
Jan. 2	36	Oregon State	21 Madison
Jan. 7	30	Ohio State	13 Columbus
Jan. 9	26	Michigan	22 Madison
Jan. 14	35	Minnesota	26 Minneapolis
Jan. 16	33	Illinois	34 Madison
Feb. 7	14	Notre Dame	21 Madison
Feb. 11	38	Minnesota	18 Madison
Feb. 18	21	Ohio State	18 Madison
Feb. 20	31	Iowa	21 Iowa City
Feb. 23	28	Purdue	22 Madison
Feb. 25	15	Purdue	31 Lafayette
Mar. 3	20	Iowa	17 Madison
Mar. 5	19	Illinois	22 Champaign
Mar. 9	32	Michigan	42 Ann Arbor

1928-1929(15-2)

BIG TEN CO-CHAMPIONS

Coach: W.E. Meanwell		Capts. John Doyle	
Date	WIS Opponent	WIS Opponent	Played at
Dec. 10	37	Franklin College	19 Madison
Dec. 15	34	Pittsburgh	24 Milwaukee
Dec. 29	29	Lombard	12 Madison
Jan. 1	32	Carleton	24 Madison
Jan. 5	29	Minnesota	21 Minneapolis
Jan. 7	23	Michigan	31 Madison
Jan. 12	33	Chicago	21 Chicago
Jan. 14	24	Indiana	20 Madison
Jan. 19	39	Minnesota	17 Madison
Jan. 21	31	Purdue	26 Lafayette
Feb. 12	48	Bradley Tech	22 Madison
Feb. 16	27	Indiana	25 Bloomington
Feb. 18	37	Northwestern	23 Madison
Feb. 23	31	Northwestern	25 Evanston
Feb. 25	27	Purdue	24 Madison
Mar. 4	22	Michigan	37 Ann Arbor
Mar. 9	19	Chicago	15 Madison

1929-1930(15-2)

Coach: W.E. Meanwell		Capt. Harold Foster	
Date	WIS Opponent	WIS Opponent	Played at
Dec. 14	28	Monmouth	10 Madison
Dec. 19	27	Carleton	18 Madison
Dec. 28	22	Lombard	11 Madison
Dec. 31	34	Iowa State	17 Madison
Jan. 4	14	Northwestern	23 Evanston
Jan. 11	32	Ohio State	25 Columbus
Jan. 18	14	Illinois	9 Madison
Jan. 20	33	Chicago	23 Madison
Jan. 23	23	Indiana (OT)	21 Bloomington
Feb. 8	22	Carroll	13 Madison
Feb. 11	29	Marquette	15 Madison
Feb. 13	29	Marquette	22 Milwaukee
Feb. 15	29	Northwestern	22 Madison
Feb. 22	21	Chicago	23 Chicago
Feb. 24	23	Illinois	17 Madison
Mar. 3	32	Ohio State	23 Madison
Mar. 8	34	Indiana	23 Madison

1930-1931(8-9)

Coach: W.E. Meanwell		Capts. John Paul	
Date	WIS Opponent	WIS Opponent	Played at
Dec. 13	17	Carroll	14 Madison
Dec. 18	25	Pennsylvania	12 Madison
Dec. 22	37	Missouri	9 Madison
Dec. 30	14	Marquette	16 Milwaukee
Jan. 5	12	Illinois	9 Champaign
Jan. 10	19	Ohio State	29 Columbus
Jan. 12	17	Michigan	23 Ann Arbor
Jan. 17	24	Iowa	13 Madison
Jan. 19	26	Minnesota	28 Minneapolis
Jan. 24	30	Illinois	20 Madison
Feb. 9	39	Washington (St.L.)	9 Madison
Feb. 14	15	Minnesota	42 Madison
Feb. 16	17	Iowa	19 Iowa City
Feb. 21	27	Purdue	46 Lafayette
Feb. 23	28	Ohio State	24 Madison
Feb. 28	15	Michigan	26 Madison
Mar. 2	17	Purdue	24 Madison

1931-1932(8-10)

Coach: W.E. Meanwell		Capt. Marv Steen	
Date	WIS Opponent	WIS Opponent	Played at
Dec. 11	30	Brigham Young	16 Madison
Dec. 15	30	Pittsburgh	29 Madison
Dec. 21	23	Marquette	26 Milwaukee

Dec. 30	32	Maryland (OT)	30 Madison
Jan. 4	30	Northwestern (OT)	31 Evanston
Jan. 9	18	Michigan	24 Madison
Jan. 11	22	Purdue	38 Lafayette
Jan. 16	24	Chicago	18 Chicago
Jan. 18	24	Northwestern	28 Madison
Feb. 8	18	Marquette	16 Madison
Feb. 10	28	Butler	17 Madison
Feb. 15	21	Indiana	33 Bloomington
Feb. 20	17	Minnesota	43 Minneapolis
Feb. 22	34	Chicago	23 Madison
Feb. 27	21	Purdue	28 Madison
Feb. 29	13	Michigan	33 Ann Arbor
Mar. 5	35	Indiana	26 Madison
Mar. 7	21	Minnesota	23 Madison

1932-1933(7-13)

Coach: W.E. Meanwell		Capt. Ray Wickman	
Date	WIS Opponent	WIS Opponent	Played at
Dec. 10	29	Carleton	34 Madison
Dec. 17	16	Marquette	18 Madison
Dec. 22	22	Maryland	13 College Station
Dec. 30	26	Michigan State	16 Madison
Jan. 3	16	Marquette	22 Milwaukee
Jan. 7	26	Chicago	17 Madison
Jan. 9	21	Iowa	19 Madison
Jan. 14	38	Indiana (OT)	37 Bloomington
Jan. 16	22	Northwestern	40 Evanston
Feb. 3	28	Loyola (Chicago)	26 Madison
Feb. 6	30	Ohio State	21 Madison
Feb. 11	25	Illinois	38 Champaign
Feb. 13	25	Iowa	31 Iowa City
Feb. 18	28	Indiana (OT)	29 Madison
Feb. 20	15	Illinois	29 Madison
Feb. 25	28	Northwestern	30 Madison
Feb. 27	24	Stevens Point	28 Wisconsin Rapids
Mar. 4	20	Ohio State	37 Columbus
Mar. 6	28	Chicago	16 Chicago
Mar. 7	24	Loyola (Chicago)	39 Chicago

1933-1934(14-6)

Coach: W.E. Meanwell		Capt. Chub Poser	
Date	WIS Opponent	WIS Opponent	Played at
Dec. 4	47	Ripon	18 Madison
Dec. 8	38	Carleton	18 Madison
Dec. 11	44	Carroll	17 Madison
Dec. 16	32	Marquette	30 Madison
Dec. 20	35	Stevens Point	10 Wisconsin Rapids
Dec. 30	37	Butler	27 Madison
Jan. 2	26	Marquette	28 Milwaukee
Jan. 6	17	Illinois	20 Champaign
Jan. 8	26	Iowa	32 Iowa City
Jan. 13	34	Michigan	23 Madison
Jan. 15	26	Purdue	27 Madison
Feb. 5	22	Michigan State	23 Madison
Feb. 10	31	Minnesota	30 Minneapolis
Feb. 12	42	Ohio State	23 Madison
Feb. 17	28	Illinois	22 Madison
Feb. 19	32	Michigan	26 Ann Arbor
Feb. 24	44	Ohio State	38 Columbus
Feb. 26	25	Purdue	37 Lafayette
Mar. 3	35	Iowa	32 Madison
Mar. 5	34	Minnesota	23 Madison

1934-1935(15-5)

BIG TEN CO-CHAMPIONS

Coach: Harold Foster		Capt. Chub Poser	
Date	WIS Opponent	WIS Opponent	Played at
Nov. 30	34	Franklin College	11 Madison
Dec. 7	27	Carleton	26 Madison
Dec. 10	33	Wabash	20 Madison
Dec. 15	29	Marquette	20 Madison
Dec. 22	25	Marquette	33 Milwaukee
Dec. 29	27	Pittsburgh	31 Madison
Dec. 31	23	Michigan State (OT)	21 Madison
Jan. 5	18	Purdue	19 Madison
Jan. 7	16	Northwestern	9 Madison
Jan. 12	30	Indiana	23 Bloomington
Jan. 14	34	Michigan	20 Madison
Jan. 19	31	Northwestern	36 Evanston
Jan. 21	38	Minnesota	31 Madison
Feb. 9	28	DePauw	27 Madison
Feb. 11	26	Chicago	24 Madison
Feb. 16	37	Indiana (OT)	27 Madison
Feb. 18	28	Minnesota	27 Minneapolis
Feb. 23	33	Michigan	19 Ann Arbor
Mar. 2	48	Chicago	25 Chicago
Mar. 4	24	Purdue	43 Lafayette

1935-1936(11-9)

Coach: Harold Foster		Capt. Ed Stege	
Date	WIS Opponent	WIS Opponent	Played at
Dec. 2	18	DePauw	16 Madison
Dec. 6	26	Michigan State	21 Madison
Dec. 9	29	Hamline	20 Madison
Dec. 14	35	Marquette	22 Madison
Dec. 21	46	Marquette	21 Milwaukee
Dec. 23	22	DePaul	27 Chicago

Jan. 1	26	Washburn College	27 Madison
Jan. 4	23	Ohio State	44 Columbus
Jan. 6	38	Chicago (OT)	36 Chicago
Jan. 11	27	Illinois	29 Madison
Jan. 13	27	Iowa	21 Madison
Jan. 20	24	Indiana	26 Madison
Feb. 8	28	Butler	24 Madison
Feb. 10	34	Ohio State	25 Madison
Feb. 15	20	Illinois	36 Champaign
Feb. 17	25	Iowa	32 Iowa City
Feb. 22	21	Indiana	54 Bloomington
Feb. 24	28	Northwestern	33 Madison
Feb. 29	40	Chicago	32 Madison
Mar. 2	26	Northwestern	49 Evanston

1936-1937(8-12)

Coach: Harold Foster		Capt. Gordy Fuller	
Date	WIS Opponent	WIS Opponent	Played at
Dec. 4	38	Ball State Teachers	33 Madison
Dec. 7	42	North Dakota	25 Madison
Dec. 12	29	Marquette	21 Madison
Dec. 19	35	Marquette	29 Milwaukee
Dec. 21	30	Pittsburgh	41 Pittsburgh
Dec. 23	23	Butler	43 Indianapolis
Dec. 30	17	DePaul	33 Madison
Jan. 4	30	Purdue	43 Lafayette
Jan. 9	28	Illinois	31 Madison
Jan. 11	22	Ohio State	28 Columbus
Jan. 16	31	Michigan	43 Madison
Jan. 18	29	Iowa	23 Madison
Feb. 6	22	Michigan State	17 Madison
Feb. 8	35	Ohio State (OT)	33 Madison
Feb. 13	32	Minnesota	37 Madison
Feb. 20	35	Iowa	43 Iowa City
Feb. 22	31	Illinois	48 Champaign
Feb. 27	17	Minnesota	30 Minneapolis
Mar. 1	46	Purdue	43 Madison
Mar. 6	27	Michigan	41 Ann Arbor

1937-1938(10-10)

Coach: Harold Foster		Capts. Hod Powell	
Date	WIS Opponent	WIS Opponent	Played at
Dec. 4	21	Marquette	32 Madison
Dec. 6	41	North Dakota	22 Madison
Dec. 11	44	Pittsburgh	36 Madison
Dec. 13	31	Notre Dame	33 South Bend
Dec. 18	32	Marquette	38 Milwaukee
Dec. 31	40	Missouri	29 Madison
Jan. 3	38	Northwestern	47 Evanston
Jan. 8	35	Minnesota	28 Madison
Jan. 10	50	Chicago	27 Madison
Jan. 15	34	Purdue	40 Lafayette
Jan. 17	39	Michigan	30 Madison
Feb. 5	30	Michigan State	27 Madison
Feb. 7	44	Indiana	47 Bloomington
Feb. 12	23	Northwestern	27 Madison
Feb. 14	46	Chicago	32 Chicago
Feb. 19	39	Purdue	46 Madison
Feb. 21	29	Michigan	58 Ann Arbor
Feb. 23	52	Pennsylvania	44 Philadelphia
Feb. 28	34	Indiana	32 Madison
Mar. 5	28	Minnesota	35 Minneapolis

1938-1939(10-10)

Coach: Harold Foster		Capts. Byron Bell	
Date	WIS Opponent	WIS Opponent	Played at
Dec. 2	41	Beloit	26 Madison
Dec. 5	27	Marquette	26 Madison
Dec. 10	45	Notre Dame	39 Madison
Dec. 17	27	Marquette	46 Milwaukee
Dec. 19	21	Butler	24 Indianapolis
Dec. 20	27	Xavier	26 Cincinnati
Jan. 2	34	Detroit	27 Madison
Jan. 7	28	Iowa	24 Madison
Jan. 9	18	Chicago	28 Madison
Jan. 14	19	Indiana	43 Bloomington
Jan. 16	42	Michigan	39 Ann Arbor
Jan. 21	34	Illinois	37 Madison
Feb. 4	39	Michigan State	37 Madison
Feb. 6	31	Purdue	39 Lafayette
Feb. 13	27	Northwestern	37 Evanston
Feb. 18	32	Purdue (OT)	30 Madison
Feb. 20	32	Minnesota	34 Minneapolis
Feb. 25	38	Ohio State	46 Madison
Feb. 27	35	Minnesota	25 Madison
Mar. 4	33	Chicago	39 Chicago

1939-1940(5-15)

Coach: Harold Foster		Capts. J. Rundell	
Date	WIS Opponent	WIS Opponent	Played at
Dec. 4	37	Carleton	19 Madison
Dec. 9	46	Marquette	

Dec. 16 28	Marquette	41	Milwaukee
Dec. 30 43	Nebraska*	53	Milwaukee
Jan. 2 26	Stanford	39	Madison
Jan. 6 20	Chicago	18	Chicago
Jan. 8 39	Michigan	44	Madison
Jan. 13 36	Purdue	49	Lafayette
Jan. 15 34	Indiana	40	Madison
Feb. 3 41	Michigan State	48	East Lansing
Feb. 5 46	Butler	50	Madison
Feb. 10 35	Iowa	37	Iowa City
Feb. 12 36	Minnesota	34	Madison
Feb. 17 35	Ohio State	41	Columbus
Feb. 19 35	Illinois	37	Champaign
Feb. 24 45	Purdue (OT)	48	Madison
Feb. 26 39	Minnesota	44	Minneapolis
Mar. 2 44	Northwestern	47	Madison
Mar. 4 46	Chicago	31	Madison

1940-1941 (20-3)
BIG TEN-NCAA CHAMPIONS

Coach: Harold Foster Capt. Gene Englund			
Date	WIS	Opponent	Played at
Dec. 2 39	Ripon	20	Wisconsin Rapids
Dec. 7 38	Marquette	32	Madison
Dec. 14 44	Notre Dame	43	Madison
Dec. 18 34	Pittsburgh	36	Madison
Dec. 21 30	Marquette	40	Milwaukee
Dec. 31 52	Princeton*	40	Milwaukee
Jan. 4 46	Nebraska	31	Lincoln
Jan. 6 27	Minnesota	44	Minneapolis
Jan. 11 49	Iowa	35	Madison
Jan. 13 48	Purdue (OT)	42	Madison
Jan. 18 40	Michigan	30	Ann Arbor
Jan. 20 44	Chicago	37	Chicago
Jan. 25 46	Ohio State	31	Madison
Feb. 8 59	Butler	55	Madison
Feb. 10 48	Northwestern (OT)	46	Evanston
Feb. 15 46	Illinois	30	Madison
Feb. 17 43	Purdue	42	Lafayette
Feb. 22 65	Chicago	25	Madison
Feb. 24 38	Indiana	30	Bloomington
Mar. 1 42	Minnesota	32	Madison

* First game of doubleheader.

NCAA TOURNAMENT GAMES

Date	WIS	Opponent	Played at
Mar. 21 51	Dartmouth	50	Madison
Mar. 22 36	Pittsburgh	30	Madison
Mar. 29 39	Washington State	34	Kansas City

1941-1942 (14-7)

Coach: Harold Foster Capt. Bob Alwin			
Date	WIS	Opponent	Played at
Dec. 1 56	Carroll College	35	Madison
Dec. 6 35	Marquette	34	Madison
Dec. 13 43	Notre Dame	35	Madison
Dec. 20 36	Marquette	25	Milwaukee
Dec. 31 49	Dartmouth	57	Milwaukee
Jan. 3 40	Illinois	55	Madison
Jan. 5 34	Indiana	38	Bloomington
Jan. 10 45	Iowa	49	Iowa City
Jan. 12 56	Chicago	24	Madison
Jan. 17 49	Northwestern (S)	46	Chicago
Jan. 19 58	Michigan	36	Madison
Jan. 24 42	Indiana	36	Madison
Feb. 7 42	Great Lakes	47	Madison
Feb. 9 54	Chicago	20	Chicago
Feb. 14 49	Ohio State	39	Madison
Feb. 16 34	Purdue	40	Lafayette
Feb. 21 59	Northwestern	47	Madison
Feb. 23 43	Illinois	45	Champaign
Feb. 28 44	Ohio State	39	Columbus
Mar. 2 49	Minnesota	47	Minneapolis
Mar. 7 62	Iowa	45	Madison

* Second game of doubleheader.

1942-1943 (12-9)

Coach: Harold Foster Capt. John Kotz			
Date	WIS	Opponent	Played at
Dec. 5 45	Marquette	36	Madison
Dec. 12 38	Camp Grant	36	Madison
Dec. 14 59	Notre Dame (OT)	61	South Bend
Dec. 19 50	Marquette	38	Milwaukee
Dec. 21 48	Oklahoma	37	Madison
Dec. 31 58	Harvard*	41	Milwaukee
Jan. 4 41	Hamline	37	Madison
Jan. 9 67	Northwestern (S)	65	Chicago
Jan. 11 40	Illinois	52	Madison
Jan. 15 34	Michigan	38	Ann Arbor
Jan. 16 55	Michigan	34	Ann Arbor
Jan. 26 43	Great Lakes	61	Great Lakes
Jan. 30 54	Minnesota	33	Madison
Feb. 6 48	Great Lakes	55	Madison
Feb. 8 74	Chicago	30	Madison
Feb. 13 44	Indiana	51	Madison
Feb. 15 57	Indiana	53	Madison

Feb. 20 26	Illinois	50	Champaign
Feb. 22 54	Northwestern (OT)	56	Madison
Feb. 27 53	Purdue	45	Lafayette
Mar. 1 34	Minnesota	48	Minneapolis

* Second game of doubleheader.

1943-1944 (12-9)

Coach: Harold Foster Capt. Ray Patterson			
Date	WIS	Opponent	Played at
Nov. 29 28	DePauw Pre-Flight	25	Madison
Dec. 4 43	Marquette	51	Madison
Dec. 11 31	Notre Dame	41	South Bend
Dec. 13 40	Camp Grant	51	Madison
Dec. 18 40	Marquette (Aud.)	37	Milwaukee
Dec. 31 47	Notre Dame (OT)*	45	Milwaukee
Jan. 3 43	Illinois (OT)	45	Madison
Jan. 7 43	Illinois	38	Champaign
Jan. 8 38	Northwestern	60	Chicago
Jan. 14 50	Michigan	41	Madison
Jan. 15 42	Michigan	31	Madison
Jan. 29 49	Minnesota	30	Minneapolis
Feb. 4 50	Northwestern (OT)	47	Madison
Feb. 7 40	Great Lakes	63	Madison
Feb. 11 62	Indiana	43	Bloomington
Feb. 12 52	Indiana	31	Bloomington
Feb. 19 50	Purdue (OT)	52	Madison
Feb. 25 50	Minnesota	33	Madison
Mar. 3 35	DePaul (S)	48	Chicago
Mar. 4 74	Chicago	46	Chicago
Mar. 5 47	Great Lakes	63	Great Lakes

* Second game of doubleheader.

1944-1945 (10-11)

Coach: Harold Foster Capt. Ray Patterson			
Date	WIS	Opponent	Played at
Dec. 2 48	Lawrence	22	Madison
Dec. 9 45	Marquette	40	Madison
Dec. 16 46	Notre Dame	57	Madison
Dec. 20 51	Iowa Pre-Flight	43	Madison
Dec. 23 46	Marquette	39	Milwaukee
Dec. 30 52	Missouri*	37	Milwaukee
Jan. 6 37	Northwestern	52	Madison
Jan. 8 53	Truax Field	42	Truax Field
Jan. 13 46	Minnesota	37	Madison
Jan. 22 51	Great Lakes	66	Madison
Jan. 27 44	Northwestern (S)	43	Chicago
Jan. 29 34	Purdue	45	Lafayette
Feb. 2 39	Michigan	50	Ann Arbor
Feb. 3 36	Ohio State	40	Columbus
Feb. 4 49	Great Lakes	59	Great Lakes
Feb. 9 34	Ohio State	63	Madison
Feb. 10 55	Michigan	44	Madison
Feb. 17 64	Purdue	48	Madison
Feb. 19 53	Iowa	54	Iowa City
Feb. 24 38	Iowa	68	Madison
Mar. 3 50	Minnesota	54	Minneapolis

* First game of doubleheader.

1945-1946 (4-17)

Coach: Harold Foster Capt. Gene Mathews			
Date	WIS	Opponent	Played at
Dec. 1 67	Carroll College	25	Madison
Dec. 3 59	Ripon College	24	Madison
Dec. 8 42	Marquette	32	Madison
Dec. 15 51	Notre Dame	65	South Bend
Dec. 17 47	Great Lakes	54	Madison
Dec. 22 41	Marquette	62	Milwaukee
Dec. 23 39	Great Lakes	53	Great Lakes
Jan. 1 31	Illinois	38	Madison
Jan. 5 45	Minnesota	46	Madison
Jan. 7 50	Iowa	57	Iowa City
Jan. 12 49	Purdue	53	Madison
Jan. 26 34	Northwestern (S)	56	Chicago
Jan. 28 46	Purdue	59	Lafayette
Feb. 2 58	Michigan	57	Madison
Feb. 9 58	Northwestern	63	Madison
Feb. 11 56	Michigan	66	Ann Arbor
Feb. 16 39	Iowa	44	Madison
Feb. 18 53	Illinois	72	Champaign
Feb. 23 48	Michigan State	59	Madison
Mar. 1 52	Michigan State	56	East Lansing
Mar. 4 57	Minnesota	58	Minneapolis

1946-1947 (16-6)
BIG TEN CHAMPIONS

Coach: Harold Foster Capt. Walt Lautenbach			
Date	WIS	Opponent	Played at
Dec. 2 61	Lawrence	43	Madison
Dec. 7 65	Marquette	51	Madison
Dec. 9 60	Butler	52	Indianapolis
Dec. 14 53	Notre Dame (OT)	49	Madison
Dec. 18 40	Oklahoma	56	Madison
Dec. 21 47	Marquette	55	Milwaukee
Dec. 23 61	USC	56	Madison
Jan. 1 53	Illinois	47	Madison
Jan. 4 63	Iowa	62	Iowa City

Jan. 11 70	Indiana	49	Madison
Jan. 20 58	Michigan State	48	East Lansing
Jan. 25 37	Illinois	63	Champaign
Jan. 27 45	Northwestern	44	Madison
Feb. 3 60	Iowa	53	Madison
Feb. 8 60	Minnesota	51	Madison
Feb. 10 52	Michigan	51	Ann Arbor
Feb. 15 54	Northwestern (S)	42	Chicago
Feb. 22 56	Ohio State	57	Madison
Feb. 24 72	Purdue	60	Lafayette
Mar. 1 55	Minnesota	58	Minneapolis

NCAA TOURNAMENT GAMES

Date	WIS	Opponent	Played at
Mar. 20 56	C.C.N.Y.	70	New York
Mar. 22 50	Navy	49	New York

1947-1948 (12-8)

Coach: Harold Foster Capt. Edward Mills			
Date	WIS	Opponent	Played at
Dec. 6 57	Marquette	50	Madison
Dec. 8 61	Butler	53	Madison
Dec. 12 49	Pittsburgh	36	Madison
Dec. 19 61	California	73	Berkeley
Dec. 20 44	California	59	Berkeley
Dec. 22 49	Oklahoma	75	Norman
Dec. 31 67	Marquette	60	Milwaukee
Jan. 3 52	Illinois	47	Madison
Jan. 5 59	Minnesota	50	Madison
Jan. 10 58	Indiana	54	Bloomington
Jan. 12 60	Iowa	51	Madison
Jan. 17 39	Michigan	43	Madison
Jan. 19 49	Purdue	44	Madison
Jan. 24 36	Illinois	57	Champaign
Feb. 7 68	Northwestern (S)	62	Chicago
Feb. 9 51	Michigan State	39	Madison
Feb. 16 47	Ohio State	53	Columbus
Feb. 21 40	Iowa	62	Iowa City
Feb. 23 59	Northwestern	54	Madison
Mar. 1 41	Minnesota	46	Minneapolis

1948-1949 (12-10)

Coach: Harold Foster Capt. Douglas Rogers			
Date	WIS	Opponent	Played at
Dec. 1 66	Ripon	36	Madison
Dec. 4 67	Marquette (OT)	63	Madison
Dec. 9 58	Missouri	42	Madison
Dec. 11 37	Loyola (Chicago)	40	Madison
Dec. 13 54	Notre Dame	60	South Bend
Dec. 21 31	USC*	36	Los Angeles
Dec. 23 49	U.C.L.A.*	46	Los Angeles
Dec. 31 60	Marquette	34	Milwaukee
Jan. 3 50	Illinois	62	Champaign
Jan. 8 75	Creighton	39	Madison
Jan. 10 33	Minnesota	47	Minneapolis
Jan. 15 58	Indiana	48	Madison
Jan. 17 54	Ohio State	57	Madison
Feb. 5 54	Illinois	61	Madison
Feb. 7 38	Michigan	40	Ann Arbor
Feb. 12 56	Northwestern (S)	52	Chicago
Feb. 14 48	Purdue	53	Lafayette
Feb. 19 60	Iowa	61	Iowa City
Feb. 21 57	Northwestern	46	Madison
Feb. 26 79	Western Ontario	45	Madison
Feb. 28 70	Iowa	47	Madison
Mar. 5 45	Minnesota	43	Madison

* Pan Pacific Auditorium

1949-1950 (17-5)

Coach: Harold Foster Capt. Robert Mader			
Date	WIS	Opponent	Played at
Dec. 3 63	Marquette	48	Madison
Dec. 6 56	Kansas State	48	Madison
Dec. 8 36	Oregon State	49	Madison
Dec. 10 68	Loyola (Chicago)	55	Chicago
Dec. 13 56	Notre Dame	48	Madison
Dec. 17 62	Marquette	45	Milwaukee
Dec. 20 48	Missouri	50	Columbia
Dec. 28 68	Rutgers*	55	Iowa City
Dec. 30 54	U.C.L.A.**	52	Madison
Jan. 2 59	Illinois	50	Madison
Jan. 7 59	Indiana	61	Bloomington
Jan. 14 53	Michigan	41	Madison
Jan. 16 57	Minnesota	54	Madison
Feb. 4 47	Ohio State	61	Columbus
Feb. 6 66	Michigan State	47	East Lansing
Feb. 11 66	Northwestern	59	Chicago
Feb. 13 66	Iowa (OT)	62	Iowa City
Feb. 18 53	Iowa	44	Madison
Feb. 20 56	Purdue	45	Madison
Feb. 25 58	Illinois	76	Champaign
Feb. 27 67	Northwestern	53	Madison
Mar. 4 60	Minnesota	54	Minneapolis

* First game of doubleheader

** Second game of doubleheader

1950-1951(10-12)

Coach: Harold Foster Capt. Jim Van Dien

Date	WIS	Opponent	Played at
Dec. 2	49	Marquette	42 Madison
Dec. 8	51	Loyola (Chicago)	54 Madison
Dec. 11	61	Notre Dame	67 South Bend
Dec. 16	58	Marquette	61 Milwaukee
Dec. 18	58	Kansas State	77 Manhattan
Dec. 19	48	St. Louis U. (OT)	53 St. Louis
Dec. 28	75	San Jose State	59 Madison
Jan. 1	69	Illinois (OT)	71 Madison
Jan. 6	61	Michigan	52 Ann Arbor
Jan. 8	53	Michigan State	52 East Lansing
Jan. 13	74	Ohio State	67 Columbus
Jan. 15	68	Northwestern	56 Madison
Feb. 1	60	Butler	35 Madison
Feb. 3	47	Minnesota	44 Minneapolis
Feb. 5	56	Ohio State	51 Madison
Feb. 10	52	Illinois	63 Champaign
Feb. 12	46	Purdue	62 Lafayette
Feb. 17	60	Iowa	73 Madison
Feb. 24	35	Michigan State	29 Madison
Feb. 26	50	Michigan	52 Madison
Mar. 3	61	Purdue	64 Madison
Mar. 5	58	Indiana	68 Bloomington

1951-1952(10-12)

Coach: Harold Foster Capt. Ed Carpenter

Date	WIS	Opponent	Played at
Dec. 1	48	Marquette	46 Madison
Dec. 8	53	Notre Dame	63 Madison
Dec. 13	66	Loyola of South	47 Madison
Dec. 17	55	St. Louis	54 Madison
Dec. 22	47	Marquette	51 Milwaukee
Dec. 27	82	Oregon	77 San Francisco
Dec. 28	49	California	68 San Francisco
Jan. 5	64	Purdue	79 Madison
Jan. 7	49	Illinois	53 Champaign
Jan. 12	58	Ohio State	51 Madison
Jan. 19	74	Northwestern	58 Evanston
Jan. 21	39	Michigan State	50 East Lansing
Feb. 6	62	Butler	60 Indianapolis
Feb. 9	55	Minnesota	54 Madison
Feb. 11	67	Purdue	78 Lafayette
Feb. 16	55	Michigan State	57 Madison
Feb. 18	55	Michigan	56 Ann Arbor
Feb. 23	48	Indiana	63 Madison
Feb. 25	69	Michigan	53 Madison
Mar. 1	56	Ohio State	69 Columbus
Mar. 3	78	Iowa	75 Iowa City
Mar. 8	58	Illinois	48 Madison

1952-1953(13-9)

Coach: Harold Foster Capt. Charles Siefert

Date	WIS	Opponent	Played at
Dec. 5	76	Marquette	55 Madison
Dec. 8	81	Loyola of South	60 New Orleans
Dec. 15	75	Iowa	70 South Bend
Dec. 20	59	Purdue	65 Lafayette
Dec. 26	64	California	57 Madison
Dec. 27	64	Oregon	66 Iowa City
Dec. 29	66	Iowa	83 Iowa City
Jan. 3	50	Purdue	46 Madison
Jan. 5	53	Minnesota	64 Minneapolis
Jan. 10	61	Illinois	71 Champaign
Jan. 12	76	Minnesota	74 Madison
Jan. 17	78	Northwestern	56 Evanston
Jan. 19	64	Ohio State	51 Madison
Feb. 7	61	Illinois	65 Madison
Feb. 9	48	Indiana	66 Bloomington
Feb. 14	75	Michigan	63 Madison
Feb. 16	70	Indiana	72 Madison
Feb. 21	74	Michigan	52 Ann Arbor
Feb. 23	45	Michigan State	53 East Lansing
Feb. 28	69	Ohio State	63 Columbus
Mar. 7	74	Northwestern	58 Madison
Mar. 9	58	Michigan State	51 Madison

1953-1954(12-10)

Coach: Harold Foster Capt. Robert Weber

Date	WIS	Opponent	Played at
Dec. 1	70	Butler	54 Madison
Dec. 4	64	Marquette	56 Milwaukee
Dec. 7	75	Loyola (Chicago)	54 Chicago
Dec. 12	64	Missouri	53 Madison
Dec. 14	65	Oklahoma	69 Madison
Dec. 19	82	Louisiana State	66 Baton Rouge
Dec. 21	55	Tulane (OT)	57 New Orleans
Dec. 28	67	Denver U.	48 Madison
Jan. 2	66	Purdue	57 Madison
Jan. 4	67	Indiana	70 Bloomington
Jan. 9	54	Iowa	71 Iowa City
Jan. 11	64	Northwestern	47 Madison
Jan. 16	74	Indiana	90 Madison
Jan. 18	57	Michigan State	53 East Lansing
Feb. 6	79	Ohio State	73 Columbus

Feb. 13	64	Illinois (OT)	70 Madison
Feb. 15	68	Minnesota	78 Madison
Feb. 20	77	Michigan	56 Madison
Feb. 22	64	Illinois	66 Champaign
Feb. 27	66	Purdue	71 Lafayette
Mar. 1	79	Michigan State	56 Madison
Mar. 6	73	Minnesota (OT)	78 Minneapolis

1954-1955(10-12)

Coach: Harold Foster Capt. Richard Cable

Date	WIS	Opponent	Played at
Dec. 4	61	Notre Dame	72 South Bend
Dec. 6	80	West. Michigan	68 Madison
Dec. 11	77	Oklahoma	66 Norman
Dec. 13	56	Missouri	67 Columbia
Dec. 18	107	Louisiana State	68 Madison
Dec. 20	66	Tulane	69 Madison
Dec. 29	66	Princeton	64 Madison
Jan. 1	79	Illinois	64 Champaign
Jan. 3	69	Iowa	86 Madison
Jan. 8	77	Michigan State (TV)	94 East Lansing
Jan. 10	63	Michigan	90 Ann Arbor
Jan. 15	77	Indiana	66 Madison
Jan. 17	57	Butler	53 Indianapolis
Feb. 5	70	Michigan State	73 Madison
Feb. 7	58	Indiana	65 Bloomington
Feb. 12	86	Ohio State	63 Madison
Feb. 14	63	Purdue	75 Lafayette
Feb. 19	71	Illinois	99 Madison
Feb. 21	69	Minnesota	71 Madison
Feb. 26	72	Northwestern	80 Evanston
Feb. 28	75	Purdue	73 Madison
Mar. 5	78	Minnesota	72 Minneapolis

1955-1956(6-16)

Coach: Harold Foster Capt. Dick Jorgensen

Date	WIS	Opponent	Played at
Dec. 1	63	Butler	67 Madison
Dec. 5	70	Notre Dame	66 South Bend
Dec. 10	66	Kansas (TV)	74 Madison
Dec. 12	62	SMU	75 Madison
Dec. 19	71	Nebraska	52 Madison
Dec. 28	53	Washington	54 Seattle
Dec. 29	55	California	62 Berkeley
Dec. 30	53	Stanford	65 Palo Alto
Jan. 2	66	Purdue	78 Madison
Jan. 7	71	Indiana (TV)	75 Madison
Jan. 9	77	Illinois	96 Champaign
Jan. 14	98	Ohio State (OT)	100 Columbus
Jan. 16	69	Michigan	58 Madison
Feb. 4	79	Northwestern	55 Evanston
Feb. 6	74	Iowa	78 Madison
Feb. 11	71	Minnesota	77 Madison
Feb. 13	69	Indiana	67 Bloomington
Feb. 18	66	Iowa	80 Iowa City
Feb. 20	71	Ohio State	79 Madison
Feb. 25	68	Michigan	78 Ann Arbor
Feb. 28	82	Michigan State	89 East Lansing
Mar. 3	76	Northwestern	70 Madison

1956-1957(5-17)

Coach: Harold Foster Capt. Glenn Borland

Date	WIS	Opponent	Played at
Dec. 1	56	South Dakota (OT)	58 Madison
Dec. 3	50	Butler	54 Indianapolis
Dec. 8	55	Notre Dame	75 Madison
Dec. 10	51	Nebraska	53 Lincoln
Dec. 15	41	Washington (St.L.) (TV)	38 Madison
Dec. 20	62	Bradley	74 Peoria
Dec. 22	62	Kansas	83 Lawrence
Dec. 29	64	Yale	46 Madison
Jan. 5	54	Northwestern	75 Evanston
Jan. 7	68	Indiana	79 Bloomington
Jan. 12	63	Illinois (TV)	79 Madison
Jan. 14	62	Michigan	71 Ann Arbor
Jan. 19	47	Iowa	70 Madison
Jan. 21	64	Ohio State	67 Madison
Feb. 11	70	Michigan	65 Madison
Feb. 16	50	Ohio State	63 Columbus
Feb. 18	53	Minnesota	85 Minneapolis
Feb. 23	74	Indiana	85 Madison
Feb. 25	62	Michigan State	78 Madison
Mar. 2	66	Purdue	85 Lafayette
Mar. 4	82	Northwestern	69 Madison
Mar. 9	60	Iowa	59 Iowa City

1957-1958(8-14)

Coach: Harold Foster Capt. Glenn Borland

Date	WIS	Opponent	Played at
Dec. 2	63	South Dakota	56 Madison
Dec. 7	53	Notre Dame	75 Madison
Dec. 9	43	Washington (St.L.)	33 St. Louis
Dec. 16	67	Rice	62 Madison
Dec. 19	59	Butler	58 Madison
Dec. 27	61	New Mexico	59 Albuquerque
Dec. 28	65	Wyoming	93 Albuquerque

Dec. 30	70	Utah	72 Salt Lake City
Jan. 4	59	Illinois	64 Madison
Jan. 6	49	Michigan	70 Ann Arbor
Jan. 11	67	Ohio State (TV)	64 Madison
Jan. 13	71	Illinois	70 Champaign
Jan. 18	47	Purdue	62 Lafayette
Jan. 20	66	Michigan State	52 Madison
Feb. 8	66	Minnesota	71 Madison
Feb. 10	87	Indiana	93 Madison
Feb. 15	76	Purdue	81 Madison
Feb. 17	61	Iowa	74 Iowa City
Feb. 22	59	Michigan State	93 East Lansing
Feb. 24	63	Minnesota	71 Minneapolis
Mar. 1	65	Northwestern	82 Evanston
Mar. 3	65	Michigan	72 Madison

1958-1959(3-19)

Coach: Harold Foster Capt. Bob Barneson

Date	WIS	Opponent	Played at
Dec. 2	47	Marquette	76 Madison
Dec. 6	37	Rice	78 Houston
Dec. 8	63	SMU	81 Dallas
Dec. 13	56	Notre Dame	54 Madison
Dec. 15	68	Missouri	60 Madison
Dec. 19	48	Washington	62 Madison
Dec. 20	53	California	68 Iowa City
Dec. 30	55	Butler	69 Indianapolis
Jan. 3	66	Minnesota	79 Minneapolis
Jan. 5	51	Illinois	77 Madison
Jan. 10	61	Purdue	84 Lafayette
Jan. 12	74	Michigan	84 Madison
Feb. 2	57	Michigan State	88 Madison
Feb. 7	72	Ohio State	78 Columbus
Feb. 9	91	Purdue	86 Madison
Feb. 14	84	Iowa	94 Madison
Feb. 16	54	Illinois	93 Champaign
Feb. 21	50	Minnesota (TV)	69 Madison
Feb. 23	63	Michigan	87 Ann Arbor
Feb. 28	82	Northwestern	86 Madison
Mar. 2	73	Michigan State	93 East Lansing
Mar. 7	71	Indiana	97 Bloomington

1959-1960(8-16)

Coach: John Erickson Capt. Bob Barneson

Date	WIS	Opponent	Played at
Dec. 1	82	Butler	88 Madison
Dec. 5	53	Iowa State	71 Madison
Dec. 7	58	Notre Dame	78 South Bend
Dec. 12	85	Loyola (Ill.)	67 Madison
Dec. 14	66	Missouri	78 Columbia
Dec. 19	66	Marquette	84 Milwaukee
Dec. 21	61	Stanford	60 Madison
Dec. 26	95	Boston College	82 Buffalo
Dec. 28	65	Canisius	80 Buffalo
Jan. 2	79	Michigan State (TV)	91 Madison
Jan. 4	64	Iowa	71 Madison
Jan. 9	69	Purdue	99 Lafayette
Jan. 11	69	Northwestern	77 Madison
Jan. 27	92	North Dakota	80 Madison
Jan. 30	72	Minnesota	86 Minneapolis
Feb. 6	85	Indiana	97 Madison
Feb. 8	69	Ohio State	106 Madison
Feb. 13	71	Indiana	91 Bloomington
Feb. 15	63	Iowa	58 Iowa City
Feb. 20	75	Illinois	63 Madison
Feb. 22	88	Michigan (OT)	82 Ann Arbor
Feb. 27	68	Ohio State	93 Columbus
Feb. 29	59	Northwestern	73 Evanston
Mar. 5	89	Purdue	80 Madison

1960-1961(7-17)

Coach: John Erickson Capt. Jim Biggs

Date	WIS	Opponent	Played at
Dec. 1	58	Butler	73 Indianapolis
Dec. 3	80	Air Force	67 Madison
Dec. 5	76	Iowa State	88 Ames
Dec. 10	55	Marquette	51 Madison
Dec. 17	66	Bradley	88 Peoria
Dec. 20	89	Nevada-Reno	56 Madison
Dec. 28	54	Oregon State	56 Portland
Dec. 29	71	Portland (OT)	79 Portland
Dec. 30	72	Washington State	78 Portland
Jan. 7	74	Michigan State	71 East Lansing
Jan. 9	68	Iowa	76 Madison
Jan. 28	79	Loyola (Chicago)	87 Chicago
Jan. 30	68	Ohio State	100 Madison
Feb. 4	58	Purdue	69 Lafayette
Feb. 6	73	Illinois	77 Champaign
Feb. 11	52	Northwestern (TV)	57 Evanston
Feb. 13	61	Iowa	63 Iowa City
Feb. 18	84	Indiana	98 Madison
Feb. 20	83	Minnesota	75 Madison
Feb. 25	74	Ohio State	97 Columbus
Feb. 27	76	Michigan	68 Madison
Mar. 4	75	Northwestern	61 Madison
Mar. 6	69	Indiana	80 Bloomington
Mar. 11	81	Purdue	88 Madison

1961-1962(17-7)

Coach: John Erickson Capt. Tom Hughbanks

Date	WIS	Opponent	Played at
Dec. 2	99	South Dakota	63 Madison
Dec. 4	64	Florida State	63 Madison
Dec. 9	67	Cincinnati	86 Madison
Dec. 11	91	Washington (St.L.)	63 Madison
Dec. 16	92	Pacific	68 Madison
Dec. 20	75	Marquette	92 Milwaukee
Dec. 26	95	Providence	84 New York
Dec. 28	105	Dayton	93 New York
Dec. 30	71	Cincinnati (TV)	101 New York
Jan. 6	91	Iowa	79 Madison
Jan. 8	83	Michigan State	78 East Lansing
Jan. 23	102	North Dakota State	50 Madison
Jan. 27	89	Purdue	86 Madison
Jan. 29	85	Illinois	81 Champaign
Feb. 3	94	Minnesota (TV)	88 Minneapolis
Feb. 5	74	Michigan	81 Madison
Feb. 10	77	Michigan State	72 Madison
Feb. 12	105	Indiana	94 Bloomington
Feb. 17	65	Michigan	84 Ann Arbor
Feb. 19	103	Illinois	101 Madison
Feb. 24	65	Northwestern	64 Evanston
Feb. 26	90	Minnesota	92 Madison
Mar. 3	86	Ohio State	67 Madison
Mar. 10	64	Iowa	81 Iowa City

1962-1963(14-10)

Coach: John Erickson Capt. Tom Gwyn

Date	WIS	Opponent	Played at
Dec. 1	72	Air Force	64 Air Force, CO
Dec. 3	46	Arizona	51 Tucson
Dec. 8	73	Texas Western	59 Madison
Dec. 10	86	Indiana State	87 Madison
Dec. 15	84	Miami (Ohio)	58 Madison
Dec. 19	76	Marquette	58 Madison
Dec. 22	63	UCLA	77 Madison
Dec. 28	94	Utah	72 Milwaukee
Dec. 29	70	Marquette	56 Milwaukee
Jan. 5	74	Purdue	66 Lafayette
Jan. 12	68	Michigan State	75 Madison
Jan. 14	56	Iowa	65 Iowa City
Jan. 26	85	St. John's	52 Madison
Feb. 2	68	Minnesota	69 Madison
Feb. 4	81	Michigan	78 Ann Arbor
Feb. 9	70	Ohio State (TV)	94 Columbus
Feb. 11	84	Illinois	77 Madison
Feb. 16	78	Northwestern	65 Madison
Feb. 18	48	Minnesota	72 Minneapolis
Feb. 23	77	Illinois	89 Champaign
Feb. 25	102	Indiana	96 Madison
Mar. 2	92	Michigan St. (OT)(TV)	89 East Lansing
Mar. 4	75	Iowa	69 Madison
Mar. 9	80	Michigan	82 Madison

1963-1964(8-16)

Coach: John Erickson Capt. Mike O'Mella

Date	WIS	Opponent	Played at
Dec. 2	88	Kent State	77 Madison
Dec. 7	76	Ohio University	77 Madison
Dec. 10	85	Pittsburgh	83 Madison
Dec. 14	60	Cincinnati	65 Cincinnati
Dec. 17	115	Gonzaga	71 Madison
Dec. 20	85	Kentucky	108 Lexington
Dec. 21	87	Princeton (OT)	90 Lexington
Dec. 27	94	Dartmouth	68 Milwaukee
Dec. 28	104	Georgia Tech	84 Milwaukee
Jan. 4	85	Ohio State	101 Madison
Jan. 6	90	Michigan State	106 East Lansing
Jan. 11	63	Northwestern	76 Evanston
Jan. 13	79	Iowa	61 Madison
Jan. 28	72	Marquette	68 Milwaukee
Feb. 1	92	Minnesota	111 Minneapolis
Feb. 8	81	Purdue (TV)	80 Madison
Feb. 11	64	Northwestern	72 Madison
Feb. 15	74	Ohio State (TV)	92 Columbus
Feb. 17	80	Indiana (OT)	82 Madison
Feb. 22	59	Michigan	103 Madison
Feb. 24	82	Indiana	108 Bloomington
Feb. 29	83	Purdue	97 Lafayette
Mar. 2	96	Minnesota	105 Madison
Mar. 7	73	Illinois	97 Champaign

1964-1965(9-13)

Coach: John Erickson Capt. James Bohan

Date	WIS	Opponent	Played at
Dec. 1	76	Houston	65 Madison
Dec. 8	80	Pittsburgh	63 Pittsburgh
Dec. 12	87	Bowling Green	56 Madison
Dec. 15	56	Illinois	70 Madison
Dec. 18	85	Boston College	86 Milwaukee
Dec. 19	61	Marquette	62 Milwaukee
Dec. 26	70	Boston College	69 Honolulu
Jan. 4	62	Iowa	92 Iowa City
Jan. 9	57	Minnesota	81 Minneapolis
Jan. 11	76	Purdue	66 Madison
Jan. 13	58	Marquette	59 Madison

Jan. 30	86	Ohio State	98 Columbus
Feb. 1	98	Notre Dame	90 South Bend
Feb. 6	71	Ohio State (TV)	73 Madison
Feb. 13	74	Purdue	83 Lafayette
Feb. 16	91	Minnesota	101 Madison
Feb. 20	87	Indiana (TV)	101 Bloomington
Feb. 23	93	Northwestern (OT)	87 Madison
Feb. 27	99	Michigan State	89 Madison
Mar. 2	75	Michigan	98 Ann Arbor
Mar. 6	88	Northwestern	76 Evanston
Mar. 8	73	Indiana	92 Madison

1965-1966(11-13)

Coach: John Erickson Capts. Mark Zubor

Date	WIS	Opponent	Played at
Dec. 1	88	Nebraska	101 Madison
Dec. 4	97	Notre Dame	79 Madison
Dec. 11	57	Houston	82 Houston
Dec. 14	70	Illinois	90 Madison
Dec. 17	67	Washington	81 Milwaukee
Dec. 18	93	West Virginia	101 Milwaukee
Dec. 20	76	Montana	72 Madison
Dec. 22	74	Cincinnati	87 Cincinnati
Dec. 29	84	Pennsylvania	70 Madison
Jan. 3	73	Marquette	72 Milwaukee
Jan. 8	69	Iowa	68 Madison
Jan. 11	64	Illinois	80 Champaign
Jan. 27	83	Hardin-Simmons	63 Madison
Jan. 29	67	Michigan (TV)	69 Madison
Jan. 31	81	Ohio State (OT)	87 Columbus
Feb. 5	65	Michigan State (TV)	79 East Lansing
Feb. 7	79	Indiana	78 Madison
Feb. 12	102	Michigan	120 Ann Arbor
Feb. 19	78	Michigan State	77 Madison
Feb. 21	65	Northwestern	76 Evanston
Feb. 26	70	Iowa	80 Iowa City
Feb. 28	90	Northwestern	62 Madison
Mar. 5	69	Purdue	68 Madison
Mar. 7	87	Minnesota	74 Minneapolis

1966-1967(13-11)

Coach: John Erickson Capt. Dennis Sweeney

Date	WIS	Opponent	Played at
Dec. 3	70	Cincinnati (OT)	77 Madison
Dec. 10	69	Bowling Green	81 Bowling Green
Dec. 13	80	Iowa State	73 Madison
Dec. 16	67	Fordham	86 Milwaukee
Dec. 17	88	South Carolina	84 Milwaukee
Dec. 19	74	Illinois	87 Champaign
Dec. 28	56	UCLA	100 Los Angeles
Dec. 29	88	Michigan	98 Los Angeles
Dec. 30	104	Arizona	77 Los Angeles
Jan. 4	60	Marquette	66 Madison
Jan. 7	79	Purdue	76 Lafayette
Jan. 10	98	Michigan	90 Madison
Jan. 25	94	South Dakota	53 Madison
Jan. 28	61	Michigan State (TV)	68 East Lansing
Feb. 4	84	Ohio State (OT)	90 Madison
Feb. 11	81	Indiana	93 Bloomington
Feb. 14	85	Minnesota	75 Madison
Feb. 18	96	Iowa (3 OT)	95 Iowa City
Feb. 21	110	Northwestern	94 Madison
Feb. 25	68	Michigan State	64 Madison
Feb. 28	82	Northwestern	91 Evanston
Mar. 4	80	Michigan (TV)	79 Detroit
Mar. 7	87	Iowa (OT)	90 Madison
Mar. 11	102	Illinois	92 Madison

1967-1968(13-11)

Coach: John Erickson Capts. Joe Franklin

Date	WIS	Opponent	Played at
Dec. 2	90	DePauw	68 Madison
Dec. 5	73	Notre Dame	81 Madison
Dec. 9	120	SMU	82 Madison
Dec. 15	96	Louisiana State	94 Milwaukee
Dec. 16	70	Marquette	62 Milwaukee
Dec. 20	86	Florida	81 Madison
Dec. 27	86	Pennsylvania	67 Philadelphia
Dec. 28	80	Temple	82 Philadelphia
Dec. 29	66	Duquesne	76 Philadelphia
Jan. 6	77	Michigan (TV)	75 Madison
Jan. 9	79	Purdue	99 Lafayette
Jan. 11	56	Marquette	71 Milwaukee
Jan. 16	70	Michigan State	68 Madison
Jan. 30	72	Minnesota	62 Minneapolis
Feb. 3	64	Ohio State	86 Columbus
Feb. 6	60	Illinois	68 Madison
Feb. 10	95	Indiana (TV)	83 Madison
Feb. 12	86	Ohio State	78 Madison
Feb. 17	61	Iowa	69 Iowa City
Feb. 24	77	Michigan State	87 East Lansing
Feb. 27	94	Minnesota	82 Madison
Mar. 2	104	Purdue	84 Madison
Mar. 5	85	Indiana	93 Bloomington
Mar. 9	75	Northwestern	77 Evanston

1968-1969(11-13)

Coach: John Powless Capts. James Johnson

Date	WIS	Opponent	Played at
Nov. 30	55	Nebraska	68 Lincoln
Dec. 3	67	Kansas	62 Madison
Dec. 7	94	North Dakota	48 Madison
Dec. 11	56	Notre Dame	57 South Bend
Dec. 14	69	Northern Illinois	67 Madison
Dec. 21	66	Florida	71 Gainesville
Dec. 27	74	Ohio University	68 Milwaukee
Dec. 28	56	Marquette	59 Milwaukee
Dec. 31	69	Kentucky	65 Chicago (Stad.)
Jan. 4	80	Purdue (TV)	86 Madison
Jan. 7	67	Michigan State	77 East Lansing
Jan. 11	69	Ohio State	84 Columbus
Jan. 14	68	Minnesota	61 Madison
Jan. 28	56	Marquette	50 Madison
Feb. 1	73	Illinois	86 Champaign
Feb. 4	63	Indiana	65 Madison
Feb. 8	77	Ohio State	73 Madison
Feb. 11	69	Minnesota	63 Minneapolis
Feb. 15	69	Purdue	87 Lafayette
Feb. 22	76	Michigan State	64 Madison
Feb. 25	84	Indiana	101 Bloomington
Mar. 1	79	Michigan (TV)	84 Ann Arbor
Mar. 4	70	Northwestern	72 Madison
Mar. 8	84	Iowa	74 Madison

1969-1970(10-14)

Coach: John Powless Capt. Albert Henry

Date	WIS	Opponent	Played at
Dec. 1	88	Ball State	74 Madison
Dec. 6	78	SMU	76 Dallas
Dec. 8	60	Kansas	76 Lawrence
Dec. 13	69	Southern Illinois	74 Madison
Dec. 16	73	Iowa State	84 Ames
Dec. 20	85	Pittsburgh	71 Madison
Dec. 26	81	Utah State	74 Milwaukee
Dec. 27	43	Marquette	64 Milwaukee
Jan. 3	69	Illinois (TV)	74 Madison
Jan. 6	74	Purdue	90 Lafayette
Jan. 10	74	Iowa	92 Madison
Jan. 13	90	Minnesota	84 Madison
Jan. 27	51	Marquette	60 Milwaukee
Jan. 31	72	Ohio University	69 Madison
Feb. 3	66	Illinois	65 Champaign
Feb. 7	89	Michigan State	79 Madison
Feb. 10	100	Iowa	119 Iowa City
Feb. 14	84	Michigan (TV)	74 Madison
Feb. 17	77	Indiana	89 Madison
Feb. 21	75	Northwestern	82 Evanston
Feb. 24	86	Ohio State	98 Madison
Feb. 28	90	Michigan	86 Ann Arbor
Mar. 3	82	Northwestern	87 Madison
Mar. 7	87	Ohio State	96 Columbus

1970-1971(9-15)

Coach: John Powless Capts. Dennis Conlon

Date	WIS	Opponent	Played at
Dec. 1	102	Eastern Illinois	84 Madison
Dec. 5	114	Michigan Tech	70 Madison
Dec. 8	76	Pittsburgh	81 Pittsburgh
Dec. 12	94	Loyola (New Orleans)	83 Madison
Dec. 15	80	Ohio University	81 Athens
Dec. 19	96	Tulane	77 Madison
Dec. 29	89	Texas	73 Milwaukee
Dec. 30	69	Marquette	72 Milwaukee
Jan. 9	89	Michigan (TV)	90 Madison
Jan. 12	82	Illinois	84 Champaign
Jan. 16	69	Ohio State	83 Columbus
Jan. 19	87	Northwestern	72 Madison
Feb. 2	75	Marquette	89 Madison
Feb. 6	91	Iowa	93 Madison
Feb. 9	75	Southern Illinois	86 Carbondale
Feb. 13	91	Northwestern	101 Evanston
Feb. 16	71	Ohio State	79 Madison
Feb. 20	78	Michigan State	97 East Lansing
Feb. 23	88	Illinois	84 Madison
Feb. 27	89	Iowa	83 Iowa City
Mar. 2	94	Indiana	87 Madison
Mar. 6	98	Minnesota	104 Minneapolis
Mar. 9	77	Purdue	81 Madison
Mar. 13	73	Michigan (TV)	93 Ann Arbor

1971-1972(13-11)

Coach: John Powless Capt. Bob Frasier

Date	WIS	Opponent	Played at
Dec. 1	107	Michigan Tech	74 Madison
Dec. 4	70	Tulane	72 New Orleans
Dec. 6	67	Loyola (New Orleans)	66 New Orleans
Dec. 8	92	DePauw	69 Madison
Dec. 11	104	Northern Michigan	65 Madison
Dec. 13	90	Florida Tech	58 Madison
Dec. 18	80	Pittsburgh	63 Madison
Dec. 27	83	Marshall	85 Milwaukee

Dec. 28	82	Georgetown	62	Milwaukee
Jan. 3	60	Marquette	72	Milwaukee
Jan. 8	81	Iowa (TV)	80	Madison
Jan. 11	76	Michigan State	83	East Lansing
Jan. 15	66	Indiana (OT)	64	Bloomington
Jan. 18	59	Minnesota	65	Madison
Feb. 5	69	Ohio State	79	Columbus
Feb. 12	76	Indiana (OT)	84	Madison
Feb. 15	84	Purdue	65	Lafayette
Feb. 19	73	Minnesota	76	Minneapolis
Feb. 22	66	Purdue	60	Madison
Feb. 26	86	Illinois	91	Champaign
Feb. 29	101	Michigan State	74	Madison
Mar. 4	82	Northwestern	90	Madison
Mar. 7	70	Michigan	93	Ann Arbor
Mar. 11	97	Illinois	84	Madison

1972-1973(11-13)

Coach: John Powless		Capt. Leon Howard	
Date	WIS Opponent	Played at	
Nov. 25	53 UCLA	94	Los Angeles
Dec. 2	100 SIU-Edwardsville	74	Madison
Dec. 4	76 Oral Roberts	90	Tulsa
Dec. 9	87 South Dakota	63	Madison
Dec. 19	77 West Virginia	59	Madison
Dec. 29	90 Yale	64	Milwaukee
Dec. 30	73 Marquette (2 OT)	75	Milwaukee
Jan. 3	72 Pittsburgh	70	Pittsburgh
Jan. 6	64 Indiana	78	Madison
Jan. 8	74 Illinois	77	Champaign
Jan. 13	54 Minnesota	78	Minneapolis
Jan. 20	93 Michigan State	80	Madison
Jan. 22	59 Purdue	66	Lafayette
Jan. 27	73 Northwestern	74	Evanston
Jan. 29	64 Minnesota	81	Madison
Feb. 3	84 Ohio State	76	Madison
Feb. 6	58 Marquette	64	Madison
Feb. 10	99 Illinois	88	Madison
Feb. 17	76 Iowa	100	Iowa City
Feb. 20	82 Ohio University	88	Athens
Feb. 24	55 Indiana	57	Bloomington
Feb. 26	71 Purdue	63	Madison
Mar. 3	94 Michigan	79	Madison
Mar. 10	78 Michigan State	79	East Lansing

1973-1974(16-8)

Coach: John Powless		Capt. Kim Hughes	
Date	WIS Opponent	Played at	
Dec. 1	77 Rollins College	55	Madison
Dec. 3	97 California-Davis	53	Madison
Dec. 8	88 North Dakota State	60	Madison
Dec. 15	92 DePaul	51	Madison
Dec. 19	69 West Virginia	62	Morgantown
Dec. 22	73 UW-Milwaukee	46	Madison
Dec. 28	74 SMU	73	Milwaukee
Dec. 29	48 Marquette (OT)	49	Milwaukee
Jan. 5	87 Northwestern	53	Madison
Jan. 9	69 Ohio University	68	Madison
Jan. 12	51 Indiana	52	Bloomington
Jan. 19	101 Illinois	75	Madison
Jan. 26	69 Ohio State	64	Madison
Jan. 28	75 Michigan	83	Ann Arbor
Feb. 2	63 Minnesota (OT)	64	Minneapolis
Feb. 5	58 Marquette	59	Milwaukee
Feb. 9	113 Iowa	87	Madison
Feb. 11	63 Indiana	81	Madison
Feb. 16	80 Purdue	107	W. Lafayette
Feb. 23	68 Ohio State	56	Columbus
Feb. 25	74 Michigan	79	Madison
Mar. 2	87 Michigan State	80	Madison
Mar. 4	74 Iowa	58	Iowa City
Mar. 9	77 Northwestern	62	Evanston

1974(8-0)

JAPAN TRIP

Date	WIS Opponent	Played at	
July 14	83 Japan Nationals	64	Tokyo
July 16	96 Japan Nationals	57	Niiga
July 18	86 Japan Nationals	66	Fukui
July 20	77 Japan Nationals	54	Kyoto
July 21	83 Japan Nationals	65	Kobe
July 23	98 Japan Nationals	46	Sapparo
July 24	88 Japan Nationals	61	Tokyo
July 25	84 Japan Nationals	68	Tokyo

1974-1975(8-18)

Coach: John Powless		Capt. Dale Koehler	
Date	WIS Opponent	Played at	
Nov. 30	71 Ohio University	62	Madison
Dec. 4	60 St. Mary's (CA.)	62	Madison
Dec. 7	86 Iowa State	84	Madison
Dec. 18	67 Stanford	89	Madison
Dec. 21	79 Brown	68	Madison
Dec. 27	78 Virginia	86	Milwaukee
Dec. 28	89 Georgia (OT)	91	Milwaukee
Jan. 2	46 Minnesota	61	Madison
Jan. 4	66 Northwestern	69	Evanston

Jan. 11	49	Purdue	88	Lafayette
Jan. 13	56	Illinois	72	Champaign
Jan. 18	67	Ohio State	69	Madison
Jan. 20	69	Indiana	89	Madison
Jan. 25	87	Michigan State	105	East Lansing
Jan. 27	74	Michigan (OT)	75	Ann Arbor
Feb. 1	86	Iowa (OT)	85	Madison
Feb. 4	63	Marquette	69	Madison
Feb. 8	64	Purdue (TV)	69	Madison
Feb. 10	76	Illinois	70	Madison
Feb. 15	70	Ohio State	76	Columbus
Feb. 17	58	Indiana	93	Bloomington
Feb. 22	103	Michigan State	96	Madison
Feb. 24	70	Michigan	68	Madison
Mar. 1	68	Iowa	75	Iowa City
Mar. 3	58	Minnesota	65	Minneapolis
Mar. 8	94	Northwestern	70	Madison

1975-1976(10-16)

Coach: John Powless		Capt. Dale Koehler	
Date	WIS Opponent	Played at	
Nov. 29	105 DePaul	63	Madison
Dec. 3	87 North Dakota State	79	Madison
Dec. 6	88 Loyola (Chicago)	73	Madison
Dec. 8	97 Northern Illinois	77	Madison
Dec. 13	92 Northern Michigan	59	Madison
Dec. 16	54 Marquette	78	Milwaukee
Dec. 29	70 Stanford	64	Milwaukee
Dec. 30	66 Marquette	82	Milwaukee
Jan. 3	70 Michigan State	63	Madison
Jan. 5	82 Ohio State (OT)	81	Madison
Jan. 8	81 Michigan	106	Madison
Jan. 10	72 Purdue	87	Lafayette
Jan. 12	61 Illinois	71	Champaign
Jan. 17	71 Iowa (TV)	81	Madison
Jan. 19	84 Minnesota	96	Madison
Jan. 24	60 Northwestern	62	Evanston
Jan. 31	61 Indiana	114	Bloomington
Feb. 2	86 Michigan	107	Ann Arbor
Feb. 7	74 Purdue	85	Madison
Feb. 9	59 Illinois	70	Madison
Feb. 14	82 Iowa	96	Iowa City
Feb. 16	74 Minnesota	98	Minneapolis
Feb. 21	77 Northwestern	90	Madison
Feb. 26	67 Indiana	96	Madison
Mar. 1	91 Ohio State	79	Columbus
Mar. 6	86 Michigan State	82	East Lansing

1976-1977(9-18)

Coach: William L. Coffield		Capt. Pete Brey	
Date	WIS Opponent	Played at	
Nov. 27	64 Kentucky	72	Lexington
Dec. 2	82 St. Mary's (CA.)	76	Madison
Dec. 6	68 DePaul	66	Madison
Dec. 11	66 Stanford	70	Palo Alto
Dec. 13	57 Northern Illinois	81	DeKalb
Dec. 15	71 Loyola (Chicago)	68	Madison
Dec. 27	74 Boston College	66	Milwaukee
Dec. 28	57 Marquette	64	Milwaukee
Jan. 6	61 Michigan State	84	East Lansing
Jan. 8	63 Michigan	66	Ann Arbor
Jan. 13	58 Ohio State	60	Madison
Jan. 15	64 Indiana	79	Madison
Jan. 20	61 Northwestern	60	Madison
Jan. 22	64 Minnesota	82	Minneapolis
Jan. 24	71 Purdue	81	Lafayette
Jan. 27	64 Michigan	69	Madison
Jan. 29	87 Michigan State (3 OT) (TV)	83	Madison
Feb. 3	72 Illinois	82	Champaign
Feb. 5	73 Iowa	90	Iowa City
Feb. 10	76 Purdue	74	Madison
Feb. 12	62 Illinois	50	Madison
Feb. 19	88 Northwestern	98	Evanston
Feb. 21	58 Marquette	73	Madison
Feb. 24	66 Indiana	64	Bloomington
Feb. 26	80 Ohio State (OT)	82	Columbus
Mar. 3	61 Minnesota	64	Madison
Mar. 5	93 Iowa (2 OT)	94	Madison

1977-1978(8-19)

Coach: William L. Coffield		Capt. James Smith	
Date	WIS Opponent	Played at	
Dec. 1	72 UW-Milwaukee	66	Madison
Dec. 3	96 Canisius	70	Madison
Dec. 7	74 George Washington	77	Washington
Dec. 9	62 Providence	73	Providence
Dec. 12	73 Iowa State	82	Ames
Dec. 14	62 DePaul	85	Madison
Dec. 29	71 Loyola	70	Madison
Dec. 31	74 Northern Illinois (OT)	73	Madison
Jan. 5	61 Ohio State	77	Columbus
Jan. 7	63 Michigan State	74	East Lansing
Jan. 12	70 Purdue	79	Madison
Jan. 14	78 Indiana	65	Madison
Jan. 19	64 Michigan	83	Ann Arbor
Jan. 21	51 Minnesota	61	Madison
Jan. 28	85 Northwestern (TV)	93	Madison
Jan. 30	73 Iowa	88	Iowa City

Feb. 2	71	Illinois	74	Champaign
Feb. 4	82	Iowa	72	Madison
Feb. 9	55	Minnesota	64	Minneapolis
Feb. 11	80	Illinois	73	Madison
Feb. 14	64	Marquette	75	Milwaukee
Feb. 16	66	Michigan	68	Madison
Feb. 18	81	Northwestern	80	Evanston
Feb. 23	54	Indiana	58	Bloomington
Feb. 25	78	Purdue (TV)	87	Lafayette
Mar. 2	75	Michigan State	89	Madison
Mar. 4	78	Ohio State	83	Madison

1978-1979(12-15)

Coach: William L. Coffield Capts. Arnold Gaines Joe Chernelich

Date	WIS Opponent	Played at	
Nov. 24	74 UW-Milwaukee	55	Madison
Nov. 28	73 St. John's	68	New York
Dec. 1	89 Long Island	70	Madison
Dec. 2	66 St. Louis	63	Madison
Dec. 9	79 Loyola (Chicago)	74	Madison
Dec. 16	78 DePaul	84	Chicago
Dec. 23	65 Marquette	52	Madison
Dec. 28	53 Louisville	70	Louisville
Dec. 29	69 Oral Roberts	102	Louisville
Jan. 4	55 Michigan State	84	East Lansing
Jan. 6	71 Ohio State	82	Columbus
Jan. 11	95 Northwestern	82	Madison
Jan. 13	77 Michigan	66	Madison
Jan. 18	74 Illinois	81	Madison
Jan. 20	72 Minnesota	82	Minneapolis
Jan. 25	61 Indiana	82	Bloomington
Jan. 27	60 Purdue (TV)	73	W. Lafayette
Feb. 1	64 Iowa	70	Madison
Feb. 3	48 Purdue	54	Madison
Feb. 8	72 Minnesota	74	Madison
Feb. 10	65 Iowa (TV)	79	Iowa City
Feb. 15	64 Illinois	81	Champaign
Feb. 17	62 Indiana (OT)	68	Madison
Feb. 22	66 Michigan	65	Ann Arbor
Feb. 24	72 Northwestern	70	Evanston
Mar. 1	76 Ohio State	73	Madison
Mar. 3	83 Michigan State	81	Madison

1979-1980(15-14)

Coach: William L. Coffield Capts. Joe Chernelich Robert Jenkins

Date	WIS Opponent	Played at	
Nov. 30	99 Oklahoma City	92	Madison
Dec. 1	68 East Tennessee St.	56	Madison
Dec. 5	77 DePaul	90	Chicago
Dec. 8	62 Alabama	66	Madison
Dec. 12	69 Eastern Michigan	57	Madison
Dec. 15	57 Marquette	56	Milwaukee
Dec. 22	103 Cleveland State	78	Madison
Dec. 23	94 Morgan State	42	Madison
Dec. 27	82 Nebraska (OT)	83	Honolulu
Dec. 29	86 Nevada-Reno	61	Honolulu
Dec. 30	78 Army	54	Honolulu
Jan. 3	75 Northwestern	66	Madison
Jan. 5	52 Indiana	50	Madison
Jan. 10	76 Minnesota (OT)	82	Minneapolis
Jan. 12	65 Iowa	66	Iowa City
Jan. 17	61 Michigan State	62	East Lansing
Jan. 19	64 Illinois	69	Madison
Jan. 24	60 Purdue (OT)	73	Madison
Jan. 26	72 Ohio State	71	Columbus
Jan. 31	69 Michigan (OT)	73	Madison
Feb. 2	70 Ohio State (TV)	67	Madison
Feb. 7	50 Illinois	67	Champaign
Feb. 9	59 Michigan	68	Ann Arbor
Feb. 14	80 Michigan State	66	Madison
Feb. 16	61 Purdue (TV)	69	Lafayette
Feb. 21	62 Iowa	58	Madison
Feb. 23	70 Minnesota	55	Madison
Feb. 28	52 Indiana	61	Bloomington
Mar. 1	50 Northwestern	53	Evanston

1980-1981(11-16)

Coach: William L. Coffield Capt. Dan Hastings

Date	WIS Opponent	Played at	
Dec. 1	75 Alabama	90	Tuscaloosa
Dec. 5	77 Kentucky State	65	Madison
Dec. 6	68 UW-Green Bay (2 OT)	66	Madison
Dec. 9	85 Ball State	72	Madison
Dec. 12	63 Davidson	67	Charlotte, NC
Dec. 13	71 UNC-Charlotte	67	Charlotte, NC
Dec. 22	58 Texas Southern	49	Madison
Dec. 31	69 Central Michigan	62	Madison
Jan. 8	60 Minnesota	76	Minneapolis
Jan. 10	48 Northwestern	50	Evanston
Jan. 15	66 Iowa	76	Madison
Jan. 17	69 Purdue	71	Madison
Jan. 22	63 Michigan State	62	Madison
Jan. 24	54 Illinois	45	Champaign
Jan. 29	67 Ohio State	71	Columbus
Jan. 31	67 Michigan	74	Madison
Feb. 5	64 Indiana	89	Bloomington
Feb. 7	64 Michigan	71	Ann Arbor

Feb. 12	65	Illinois	84	Madison
Feb. 14	52	Indiana	59	Madison
Feb. 19	65	Michigan State	74	East Lansing
Feb. 21	77	Ohio State (TV)	63	Madison
Feb. 26	61	Purdue	72	W. Lafayette
Feb. 28	75	Iowa	96	Iowa City
Mar. 5	60	Northwestern	57	Madison
Mar. 7	60	Minnesota (OT)	58	Madison
Mar. 10	53	Marquette	64	Madison

1981-1982(6-21)

Coach: William L. Cofield **Capt. John Bailey**

Date	WIS	Opponent	Played at
Dec. 4	66	Illinois-Chicago	74 Madison
Dec. 5	77	UW-Green Bay	65 Madison
Dec. 9	68	Central Michigan	71 Mt. Pleasant
Dec. 12	71	Ball State	70 Madison
Dec. 21	65	Northern Iowa	53 Madison
Dec. 27	82	Oregon	85 Portland
Dec. 28	67	Tennessee	79 Portland
Dec. 29	79	Iowa State	103 Portland
Jan. 7	65	Michigan	63 Ann Arbor
Jan. 9	59	Ohio State	67 Columbus
Jan. 14	55	Northwestern	61 Madison
Jan. 16	62	Iowa	78 Madison
Jan. 21	57	Minnesota	78 Madison
Jan. 23	58	Michigan State	68 East Lansing
Jan. 28	56	Indiana	62 Madison
Jan. 30	67	Purdue (TV)	81 W. Lafayette
Feb. 4	54	Illinois	88 Champaign
Feb. 6	46	Purdue	55 Madison
Feb. 11	60	Minnesota	71 Minneapolis
Feb. 13	60	Illinois	68 Madison
Feb. 18	57	Indiana	88 Bloomington
Feb. 20	65	Michigan State	60 Madison
Feb. 25	55	Iowa	79 Iowa City
Feb. 27	61	Northwestern	60 Evanston
Mar. 4	75	Ohio State	77 Madison
Mar. 6	84	Michigan	91 Madison
Mar. 9	64	Marquette	94 Milwaukee

1982-1983(8-20)

Coach: Steve Yoder **Capt. Greg Dandridge**

Date	WIS	Opponent	Played at
Nov. 27	64	Washington State	66 Madison
Nov. 29	79	Toledo	71 Madison
Dec. 1	76	Northern Iowa	69 Madison
Dec. 4	64	Kansas State	52 Madison
Dec. 8	66	Ball State	76 Muncie, IN
Dec. 11	83	Central Michigan	67 Madison
Dec. 20	58	Northern Illinois	55 Rockford
Dec. 28	43	Georgetown	71 Los Angeles
Dec. 29	76	USC	86 Los Angeles
Jan. 6	64	Purdue	80 Madison
Jan. 8	54	Illinois	61 Madison
Jan. 13	66	Michigan State	86 East Lansing
Jan. 15	57	Michigan (TV)	62 Ann Arbor
Jan. 20	49	Northwestern	45 Madison
Jan. 22	65	Iowa	62 Madison
Jan. 29	58	Minnesota	65 Madison
Feb. 3	73	Indiana	83 Bloomington
Feb. 5	69	Ohio State	82 Columbus
Feb. 9	65	Ohio State (TV)	68 Madison
Feb. 12	56	Indiana	75 Madison
Feb. 17	62	Marquette	68 Madison
Feb. 19	71	Minnesota (TV)	78 Minneapolis
Feb. 24	63	Iowa	93 Iowa City
Feb. 26	57	Northwestern (TV)	64 Chicago (DePaul)
Mar. 2	82	Michigan (TV)	70 Madison
Mar. 5	65	Michigan State	91 Madison
Mar. 10	64	Illinois	71 Champaign
Mar. 12	64	Purdue	79 W. Lafayette

1983-1984(8-20)

Coach: Steve Yoder **Capt. Cory Blackwell**

Date	WIS	Opponent	Played at
Nov. 26	100	Florida A&M	56 Madison
Dec. 1	59	Northern Iowa	60 Cedar Falls
Dec. 3	78	Southern Illinois	72 Madison
Dec. 5	69	Nebraska (2 OT)	71 Madison
Dec. 7	90	Northern Illinois	68 Madison
Dec. 10	64	Kansas State	71 Manhattan
Dec. 20	60	Toledo	73 Toledo
Dec. 29	84	Oklahoma State	89 Dayton, OH
Dec. 30	87	Yale	77 Dayton, OH
Jan. 5	65	Purdue	84 W. Lafayette
Jan. 7	62	Illinois (OT)	63 Madison
Jan. 12	81	Michigan State	74 Madison
Jan. 14	71	Michigan (TV)	64 Madison
Jan. 19	61	Northwestern (OT)	60 Evanston
Jan. 21	62	Iowa (TV)	75 Iowa City
Jan. 25	62	Minnesota (TV)	75 Minneapolis
Feb. 2	74	Ohio State	85 Madison
Feb. 4	67	Indiana	81 Madison
Feb. 9	64	Indiana	74 Bloomington
Feb. 11	65	Ohio State	71 Columbus

Feb. 15	67	Minnesota (TV)	68	Madison
Feb. 16	59	Marquette	74	Milwaukee
Feb. 23	55	Iowa	63	Madison
Feb. 26	54	Northwestern	47	Madison
Mar. 1	75	Michigan	84	Ann Arbor
Mar. 3	59	Michigan State (TV)	78	East Lansing
Mar. 6	48	Purdue	61	Madison
Mar. 10	57	Illinois	81	Champaign

*Games won during season forfeited

1984(4-2)

HUNGARY-AUSTRIA TRIP

Date	WIS	Opponent	Played at
Aug. 7	105	Ganz-Mavag	69 Budapest
Aug. 9	63	Hungary Nationals	56 Szekesfehervar
Aug. 11	65	Hungary Nationals	69 Siofok
Aug. 13	86	Hungary Nationals	71 Sopron
Aug. 14	96	Hungary Nationals* (OT)	100 Szazhalombatta
Aug. 17	88	Landis & GYR.	87 Vienna

* Overtime

1984-1985(14-14)

Coach: Steve Yoder **Capt. Scott Roth**

Date	WIS	Opponent	Played at
Nov. 25	93	Morgan State	78 Madison
Dec. 1	61	Washington State	59 Madison
Dec. 3	88	Kentucky State	74 Madison
Dec. 6	96	South Dakota	56 Madison
Dec. 8	74	Central Michigan	63 Madison
Dec. 12	51	Nebraska	53 Lincoln
Dec. 14	90	Dartmouth	70 Madison
Dec. 22	83	Northern Illinois	71 Rockford
Dec. 28	71	Texas A&M	69 Albuquerque
Dec. 29	83	New Mexico	74 Albuquerque
Jan. 5	52	Northwestern	51 Evanston
Jan. 9	88	Ohio State (TV)	99 Columbus
Jan. 12	68	Indiana (TV)	90 Bloomington
Jan. 17	67	Illinois	78 Madison
Jan. 19	68	Purdue	72 Madison
Jan. 24	62	Minnesota	72 Minneapolis
Jan. 26	65	Iowa	105 Iowa City
Jan. 31	68	Michigan State	77 Madison
Feb. 2	81	Michigan (TV)	94 Madison
Feb. 7	54	Indiana	58 Madison
Feb. 9	92	Ohio State	78 Madison
Feb. 14	52	Purdue	67 Lafayette
Feb. 16	49	Illinois (TV)	68 Champaign
Feb. 20	54	Iowa (TV)	53 Madison
Feb. 24	65	Minnesota	61 Madison
Feb. 28	68	Michigan	88 Ann Arbor
Mar. 2	63	Michigan State (TV)	83 East Lansing
Mar. 9	61	Northwestern	53 Madison

1985-86(12-16)

Coach: Steve Yoder **Capt. Jay Laszewski**
Rick Olson
Gregg Steinhaus

Date	WIS	Opponent	Played at
Nov. 22	68	South Carolina	65 Columbia
Nov. 27	104	Cal State-LA	88 Madison
Nov. 30	75	Marquette	74 Madison
Dec. 2	90	San Francisco State	61 Madison
Dec. 5	82	East Texas State	60 Madison
Dec. 7	88	Miami (FL)	66 Madison
Dec. 9	74	Washington State	68 Pullman
Dec. 12	76	Northern Illinois	67 Madison
Dec. 27	72	Boston College	74 Tucson
Dec. 28	49	Princeton	54 Tucson
Jan. 4	57	Northwestern (TV)	52 Madison
Jan. 9	61	Ohio State	78 Madison
Jan. 11	69	Indiana	80 Madison
Jan. 16	54	Illinois	73 Champaign
Jan. 19	73	Purdue (TV)	100 Lafayette
Jan. 23	65	Minnesota	67 Madison
Jan. 25	69	Iowa (TV)	63 Madison
Jan. 30	81	Michigan State	83 East Lansing
Feb. 1	64	Michigan	91 Ann Arbor
Feb. 6	69	Indiana	78 Bloomington
Feb. 8	71	Ohio State (TV)	73 Ohio State
Feb. 13	78	Purdue	80 Madison
Feb. 15	74	Illinois	82 Madison
Feb. 20	48	Iowa	101 Iowa City
Feb. 22	70	Minnesota	64 Minneapolis
Feb. 26	74	Michigan	97 Madison
Mar. 2	71	Michigan State	84 Madison
Mar. 9	70	Northwestern (TV)	68 Evanston

1986-87(14-17)

Coach: Steve Yoder **Capt. Mike Heineman**
Rod Ripley
J.J. Weber

Date	WIS	Opponent	Played at
Nov. 28	86	Nebraska-Omaha	47 Madison
Nov. 29	65	South Florida	51 Madison
Dec. 1	71	Marquette	84 Milwaukee
Dec. 4	47	South Carolina	45 Madison

Dec. 6	66	Central Michigan	80	Mt. Pleasant, MI
Dec. 8	65	Miami	54	Miami
Dec. 10	81	North Dakota State	76	Madison
Dec. 11	95	Northern Illinois	63	Rockford
Dec. 22	72	Eastern Illinois	68	Madison
Dec. 23	87	Kentucky State	59	Madison
Dec. 27	82	Hawaii	77	Honolulu
Dec. 29	66	California	63	Honolulu
Dec. 30	82	Pittsburgh	98	Honolulu
Jan. 3	67	Minnesota	69	Minneapolis
Jan. 5	63	Iowa	78	Iowa City
Jan. 8	66	Illinois	68	Madison
Jan. 10	48	Purdue (TV)	57	Madison
Jan. 15	65	Indiana	103	Bloomington
Jan. 17	66	Ohio State	81	Columbus
Jan. 22	78	Michigan State	81	Madison
Jan. 24	78	Michigan	84	Madison
Jan. 31	62	Northwestern	57	Evanston
Feb. 5	62	Purdue	70	W. Lafayette
Feb. 7	74	Illinois	99	Champaign
Feb. 12	69	Ohio State	83	Madison
Feb. 16	85	Indiana (3 ot) (TV)	86	Madison
Feb. 18	64	Michigan (TV)	77	Ann Arbor
Feb. 21	65	Michigan State	63	East Lansing
Mar. 1	76	Northwestern	59	Madison
Mar. 5	69	Minnesota	52	Madison
Mar. 8	71	Iowa	81	Madison

1987-88(12-16)

Coach: Steve Yoder **Capt. Tom Molaski**
Rodney Tapp

Date	WIS	Opponent	OPP	Played at
Nov. 28	58	at South Florida	55	Tampa
Dec. 1	87	NORTHERN ILLINOIS	77	Madison
Dec. 3	52	at Eastern Illinois	59	Charleston
Dec. 5	92	BUTLER	80	Madison
Dec. 8	76	at Southern Illinois	80	Carbondale
Dec. 10	66	MARQUETTE	55	Madison
Dec. 12	75	LOYOLA	78	Madison
Dec. 28	65	at UNLV	102	Las Vegas
Dec. 29	64	vs Northern Iowa	56	Las Vegas
Jan. 3	80	WASHINGTON STATE	65	Madison
Jan. 7	78	MICHIGAN STATE 2OT	72	Madison
Jan. 9	64	OHIO STATE	63	Madison
Jan. 14	53	at Indiana	55	Bloomington
Jan. 16	65	ILLINOIS	80	Madison
Jan. 21	54	at Michigan	65	Ann Arbor
Jan. 25	89	IOWA	104	Madison
Jan. 30	80	NORTHWESTERN	59	Madison
Feb. 3	62	at Purdue	86	West Lafayette
Feb. 8	62	at Minnesota	71	Minneapolis
Feb. 11	67	MICHIGAN	80	Madison
Feb. 13	53	at Ohio State	78	Columbus
Feb. 21	65	at Illinois	85	Champaign
Feb. 24	74	INDIANA	84	Madison
Feb. 28	81	MINNESOTA	70	Madison
Mar. 3	56	PURDUE	84	Madison
Mar. 5	74	at Northwestern	69	Evanston
Mar. 10	70	at Iowa	103	Iowa City
Mar. 12	71	at Michigan State	69	East Lansing

1971-1988 (9-3)

EXHIBITION GAMES

Date	WIS	Opponent	Played at
Jan. 4, 1971	94	Australian Nationals	63 Madison
Dec. 15, 1971	90	Australian Nationals	78 Madison
Nov. 19, 1975	99	Windsor	68 Madison
Nov. 12, 1979	70	Yugoslavia	93 Madison
Nov. 13, 1980	77	Team Fiat	70 Madison
Nov. 16, 1981	88	Chinese Nationals	81 Madison
Nov. 11, 1982	94	Windsor	58 Madison
Nov. 9, 1983	59	Yugoslavian Nationals	83 Madison
Nov. 21, 1984	76	Yugoslavia (Zadar)	67 Madison
Nov. 6, 1985	103	Czechoslovakian Nationals	83 Madison
Nov. 11, 1986	72	Polish Nationals	74 Madison
Nov. 19, 1987	80	Brandon (Canada)	56 Madison

1988 (8-0)

Denmark-Finland-Sweden Tour

Date	WIS	Opponent	Played at
Aug. 11	104	Halsingborg	53 Halsingborg, Sweden
Aug. 13	75	Denmark Nationals	68 Copenhagen, Denmark
Aug. 14	77	Denmark Nationals	58 Copenhagen, Denmark
Aug. 16	94	Finland Nationals	65 Helsinki, Finland
Aug. 17	95	FOKOPO	62 Forssa, Finland
Aug. 19	88	Uusikaupunki	74 Uusikaupunki, Finland
Aug. 20	91	Solna	55 Solna, Sweden
Aug. 21	120	Taby	118 Sodentalje, Sweden

WISCONSIN BASKETBALL COACHES




JAMES C. ELSOM
1899-1904



EMMETT D. ANGELL
1905-1908




HASKEL NOYES
1908-1911




DR. WALTER MEANWELL
1912-17, 1921-34




GUY S. LOWMAN
1918-1920




HAROLD E. FOSTER
1935-1959




JOHN E. ERICKSON
1960-1968



JOHN D. POWLESS
1969-1976



WILLIAM L. COFIELD
1977-1982



STEVE YODER
1983-PRESENT

WISCONSIN BASKETBALL COACHES CAREER RECORD

ALL GAMES

	YEARS	GAMES	WON	LOST	PCT
James C. Elsom	6	38	24	14	.632
Emmett D. Angell	4	57	42	15	.741
Haskel Noyes	3	41	26	15	.634
Walter E. Meanwell	20	346*	246	99	.712
Guy S. Lowman	3	53	34	19	.559
Harold E. Foster	25	532	265	267	.498
John E. Erickson	9	214	100	114	.467
John D. Powless	8	196	88	108	.449
William L. Cofield	6	164	63	101	.372
Steve Yoder	6	171	68	103	.398
Totals	90	1812	956	855	.528

BIG TEN

	GAMES	WON	LOST	PCT
James C. Elsom	—	—	—	—
Emmett D. Angell	24	19	5	.792
Haskel Noyes	33	18	15	.545
Walter E. Meanwell	238	158	80	.660
Guy S. Lowman	36	19	17	.528
Harold E. Foster	325	143	182	.440
John E. Erickson	126	52	74	.413
John D. Powless	120	42	78	.350
William L. Cofield	108	32	76	.296
Steve Yoder	108	26	82	.241
Totals	1118	509	609	.455

* Tie game with DePauw in 1923 by 25-25 score in three overtimes.

CHAMPIONSHIPS WON IN BIG TEN PLAY

Angell—1907
 Meanwell—1912, 1913, 1914, 1916, 1921, 1923(t), 1924(t), 1929(t)
 Lowman—1918
 Foster—1935, 1941, 1947
 Note: 1941 Wisconsin Big Ten Champions won NCAA title

ALL TIME SCORES WITH 1988-89 OPPONENTS

ILLINOIS

Date	Place	Wis.	Opp.
Mar. 3, 1906	Urbana	36	32
Mar. 10, 1906	Madison	1	0†
Jan. 16, 1907	Champaign	22	16
Feb. 1, 1907	Madison	47	13
Jan. 18, 1908	Champaign	28	20
Mar. 9, 1908	Madison	27	14
Jan. 26, 1909	Champaign	19	28
Jan. 22, 1909	Madison	20	10
Jan. 15, 1910	Madison	28	16
Jan. 21, 1910	Urbana	14	34
Jan. 21, 1911	Madison	20	17
Mar. 11, 1911	Champaign	18	21
Jan. 13, 1912	Madison	27	10
Mar. 15, 1912	Urbana	23	15
Jan. 11, 1913	Urbana	16	15
Feb. 21, 1913	Madison	18	13
Jan. 10, 1914	Urbana	26	25
Feb. 20, 1914	Madison	29	16
Feb. 8, 1915	Urbana	19	39
Feb. 13, 1915	Madison	17	19
Jan. 22, 1916	Urbana	20	27
Feb. 19, 1916	Madison	34	14
Jan. 20, 1917	Madison	25	14
Feb. 24, 1917	Urbana	17	20
Jan. 19, 1918	Champaign	22	21
Feb. 23, 1918	Madison	23	15
Jan. 25, 1919	Madison	15	25
Feb. 15, 1919	Urbana	14	16
Jan. 24, 1920	Urbana	20	43
Feb. 21, 1920	Madison	33	29
Jan. 22, 1921	Madison	23	18
Feb. 19, 1921	Champaign	9	17
Feb. 10, 1922	Madison	25	23
Feb. 27, 1922	Champaign	35	37
Feb. 16, 1924	Madison	13	12
Feb. 25, 1924	Champaign	20	31
Feb. 21, 1925	Urbana	25	35
Mar. 9, 1925	Madison	24	9
Feb. 28, 1927	Champaign	28	32
Mar. 5, 1927	Madison	39	13
Jan. 16, 1928	Madison	33	34
Mar. 9, 1928	Champaign	32	22
Jan. 18, 1930	Madison	14	9
Feb. 24, 1930	Madison	23	17
Jan. 5, 1931	Champaign	12	9
Jan. 24, 1931	Madison	30	20
Feb. 11, 1933	Champaign	25	38
Feb. 20, 1933	Madison	15	29
Jan. 6, 1934	Champaign	17	20
Feb. 17, 1934	Madison	28	22
Jan. 11, 1936	Madison	27	29
Feb. 15, 1936	Champaign	20	36
Jan. 9, 1937	Madison	28	31
Feb. 22, 1937	Champaign	31	48
Jan. 21, 1939	Madison	34	37
Feb. 19, 1940	Champaign	35	37
Feb. 15, 1941	Madison	46	30
Jan. 3, 1942	Madison	40	55
Feb. 23, 1942	Champaign	43	45
Jan. 11, 1943	Madison	40	52
Feb. 20, 1943	Champaign	26	50
Jan. 3, 1944	Madison	43	45*
Jan. 7, 1944	Champaign	43	38
Jan. 1, 1946	Madison	31	38
Feb. 18, 1946	Champaign	53	72
Jan. 1, 1947	Madison	53	47
Jan. 25, 1947	Champaign	37	63
Jan. 3, 1948	Madison	52	47
Jan. 24, 1948	Champaign	36	57
Jan. 3, 1949	Champaign	50	62
Feb. 5, 1949	Madison	54	61
Jan. 2, 1950	Madison	59	50
Feb. 25, 1950	Champaign	58	76
Jan. 1, 1951	Madison	69	71*
Feb. 10, 1951	Champaign	52	63
Jan. 7, 1952	Champaign	49	53
Mar. 8, 1952	Madison	58	48
Jan. 10, 1953	Champaign	61	71
Feb. 7, 1953	Madison	61	65
Feb. 13, 1954	Madison	64	70*
Feb. 22, 1954	Champaign	64	66
Jan. 1, 1955	Champaign	79	64
Feb. 19, 1955	Madison	71	99
Jan. 9, 1956	Champaign	77	96
Jan. 12, 1957	Madison (TV)	63	79
Jan. 4, 1958	Madison	59	64
Jan. 13, 1958	Champaign	71	70
Jan. 5, 1959	Madison	51	77
Feb. 16, 1959	Champaign	54	93
Feb. 20, 1960	Madison	75	63
Feb. 6, 1961	Champaign	73	77
Jan. 29, 1962	Champaign	85	81
Feb. 19, 1962	Madison	103	101

Feb. 11, 1963	Madison	84	77
Feb. 23, 1963	Champaign (TV)	77	89
Mar. 7, 1964	Champaign	73	97
Dec. 15, 1964	Madison	56	70
Dec. 14, 1965	Madison	70	90
Jan. 11, 1966	Champaign	64	80
Dec. 19, 1966	Champaign	74	87
Mar. 11, 1967	Madison	102	92
Feb. 6, 1968	Madison	60	68
Feb. 1, 1969	Champaign	73	86
Jan. 3, 1970	Madison	69	74
Feb. 3, 1970	Champaign	66	65
Jan. 12, 1971	Champaign	82	84
Feb. 23, 1971	Madison	88	84
Feb. 26, 1972	Champaign	86	91
Mar. 11, 1972	Madison	97	84
Jan. 8, 1973	Champaign	74	76
Feb. 10, 1973	Madison	99	88
Jan. 19, 1974	Madison	101	75
Jan. 13, 1975	Champaign	56	72
Feb. 10, 1975	Madison	76	70
Jan. 12, 1976	Champaign	61	71
Feb. 9, 1976	Madison	59	70
Feb. 3, 1977	Champaign	71	81
Feb. 12, 1977	Madison	62	50
Feb. 2, 1978	Champaign	71	74
Feb. 11, 1978	Madison	80	73
Jan. 18, 1979	Madison	74	81
Feb. 15, 1979	Champaign	64	81
Jan. 19, 1980	Madison	64	69
Feb. 7, 1980	Champaign	50	67
Jan. 24, 1981	Champaign	54	45
Feb. 12, 1981	Madison	65	84
Feb. 4, 1982	Champaign	54	88
Feb. 13, 1982	Madison	60	68
Jan. 8, 1983	Madison	54	61
Mar. 10, 1983	Champaign	64	71
Jan. 7, 1984	Madison	62	63*
Mar. 10, 1984	Champaign	57	81
Jan. 17, 1985	Madison	67	78
Feb. 16, 1985	Champaign (TV)	49	68
Jan. 16, 1986	Champaign	54	73
Feb. 15, 1986	Madison	74	82
Jan. 8, 1987	Madison	66	68
Feb. 7, 1987	Champaign	74	99
Jan. 16, 1988	Madison (TV)	65	80
Feb. 21, 1988	Champaign	65	85

Wisconsin Won 53, Lost 87

Games at Madison—72: Wis. 38-34
Games at Champaign—68: Wis. 15-53

HIGHLIGHTS OF WISCONSIN ILLINOIS SERIES

Longest Winning Streak:

By Wisconsin - at Madison-9, March 10, 1906 to Feb. 20, 1914. At Champaign-3 (1) March 3, 1906 to Jan. 18, 1908; (2) March 15, 1912 to Jan. 10, 1914; (3) March 9, 1928 to Jan. 5, 1931.
By Illinois - at Madison-10, Jan. 18, 1979 to Jan. 16, 1988 (in progress). At Champaign-9, Feb. 18, 1946 to Feb. 22, 1954.

Longest Winning Streak at Home and Away:

By Wisconsin-6, (1) March 3, 1906 to March 9, 1908; (2) Jan. 13, 1912 to Feb. 20, 1914.
By Illinois-15 Feb. 12, 1981 to Feb. 21, 1988 (in progress).

Most Points by One Team, One Game:

103, By Wisconsin (Feb. 19, 1962)

Most Points by Both Teams, One Game:

204, Feb. 1, 1962 (Wisconsin 103, Illinois 101)

Largest Margin of Victory:

39, Illinois, Feb. 16, 1959 (93-54)
34, Wisconsin, Feb. 1, 1907 (47-13)

INDIVIDUAL SCORING

For Wisconsin - 31, by Scott Roth, Jan. 17, 1985 (at Madison); by Rick Olson, Feb. 15, 1986 (at Madison).
For Illinois - 36, by Greg Johnson, Feb. 1, 1969 (at Champaign).

INDIANA

Date	Place	Wis.	Opp.
Jan. 29, 1910	Madison	11	13
Mar. 7, 1910	Bloomington	33	8
Feb. 3, 1911	Madison	51	9
Mar. 10, 1911	Bloomington	18	21
Feb. 17, 1912	Madison	51	10
Mar. 16, 1912	Bloomington	32	21
Feb. 13, 1913	Bloomington	30	19
Feb. 27, 1913	Madison	48	10
Jan. 12, 1914	Bloomington	57	15

Feb. 24, 1914	Madison	46	24
Jan. 9, 1915	Bloomington	39	18
Jan. 18, 1915	Madison	47	15
Mar. 6, 1917	Madison	29	14
Mar. 15, 1917	Bloomington	18	16
Feb. 24, 1919	Madison	29	16
Mar. 15, 1919	Bloomington	12	22
Jan. 8, 1923	Bloomington	17	10
Mar. 12, 1923	Madison	35	17
Jan. 5, 1924	Bloomington	23	21
Jan. 14, 1924	Madison	28	27
Jan. 11, 1926	Madison	33	31
Mar. 9, 1926	Bloomington	20	35
Jan. 8, 1927	Madison	23	28
Feb. 26, 1927	Bloomington	23	31
Jan. 14, 1929	Madison	24	20
Feb. 16, 1929	Bloomington	27	25
Jan. 23, 1930	Bloomington	23	21*
Mar. 8, 1930	Madison	34	23
Feb. 15, 1932	Bloomington	21	33
Mar. 5, 1932	Madison	35	26
Jan. 14, 1933	Bloomington	38	37
Feb. 18, 1933	Madison	28	29*
Jan. 12, 1935	Bloomington	30	23
Feb. 16, 1935	Madison	37	27*
Jan. 20, 1936	Madison	24	26
Feb. 22, 1936	Bloomington	21	54
Feb. 7, 1938	Bloomington	44	47
Feb. 28, 1938	Madison	34	32
Jan. 14, 1939	Bloomington	19	43
Jan. 15, 1940	Madison	34	40
Feb. 24, 1941	Bloomington	38	30
Jan. 5, 1942	Bloomington	34	38
Jan. 24, 1942	Madison	42	36
Feb. 13, 1943	Madison	44	51
Feb. 15, 1943	Madison	57	53
Feb. 11, 1944	Bloomington	62	43
Feb. 12, 1944	Bloomington	52	31
Jan. 11, 1947	Madison	70	49
Jan. 10, 1948	Bloomington	58	54
Jan. 15, 1949	Madison	58	48
Jan. 7, 1950	Bloomington	59	61
Mar. 5, 1951	Bloomington	58	68
Feb. 23, 1952	Madison	48	63
Feb. 9, 1953	Bloomington	48	66
Feb. 16, 1953	Madison	70	72
Jan. 4, 1954	Bloomington	67	70
Jan. 16, 1954	Madison	74	90
Jan. 15, 1955	Madison	77	66
Feb. 7, 1955	Bloomington	58	65
Jan. 7, 1956	Madison (TV)	71	75
Feb. 13, 1956	Bloomington	69	67
Jan. 7, 1957	Bloomington	68	79
Feb. 23, 1957	Madison	74	85
Feb. 10, 1958	Madison	87	93
Mar. 7, 1959	Bloomington	71	97
Feb. 6, 1960	Madison	85	97
Feb. 13, 1960	Bloomington	71	91
Feb. 18, 1961	Madison	84	98
Mar. 6, 1961	Bloomington	69	80
Feb. 12, 1962	Bloomington	105	94
Feb. 25, 1963	Madison	102	96
Feb. 17, 1964	Madison	80	82**
Feb. 24, 1964	Bloomington	82	108
Feb. 20, 1965	Bloomington (TV)	87	100
Mar. 8, 1965	Madison	73	92
Feb. 7, 1966	Madison	79	78
Feb. 11, 1967	Bloomington	81	93
Feb. 10, 1968	Madison (TV)	95	83
Mar. 5, 1968	Bloomington	85	93
Feb. 4, 1969	Madison	63	65
Feb. 25, 1969	Bloomington	84	101
Feb. 17, 1970	Bloomington	77	89
Mar. 2, 1971	Madison	94	87**
Jan. 15, 1972	Bloomington	66	64*
Feb. 12, 1972	Madison	76	84*
Jan. 6, 1973	Madison	64	78
Feb. 24, 1973	Bloomington	55	57
Jan. 12, 1974	Bloomington	51	52
Feb. 11, 1974	Madison	63	81
Jan. 20, 1975	Madison	69	89
Feb. 17, 1975	Bloomington	58	93
Jan. 31, 1976	Bloomington	61	114
Feb. 24, 1976	Madison	67	96
Jan. 15, 1977	Madison	64	79
Feb. 24, 1977	Bloomington	66	64
Jan. 14, 1978	Madison	78	65
Feb. 23, 1978	Bloomington	54	58
Jan. 25, 1979	Bloomington	61	82
Feb. 17, 1979	Madison	62	68*
Jan. 5, 1980	Madison	52	50
Feb. 28, 1980	Bloomington	52	61
Feb. 5, 1980	Bloomington	64	89
Feb. 14, 1981	Madison	52	59
Jan. 28, 1982	Madison	56	62
Feb. 18, 1982	Bloomington	57	88
Feb. 3, 1983	Bloomington	73	83

Feb. 12, 1983	Madison	56	75
Feb. 4, 1984	Madison	67	81
Feb. 9, 1984	Bloomington	64	74
Jan. 12, 1985	Bloomington (TV)	68	90
Feb. 7, 1985	Madison	54	58
Jan. 11, 1986	Madison	69	80
Feb. 6, 1986	Bloomington	69	78
Jan. 15, 1987	Bloomington	65	103
Feb. 16, 1987	Madison (TV) 3 OT	85	86
Jan. 14, 1988	Bloomington	53	85
Feb. 24, 1988	Madison (TV)	74	84

Wisconsin Won 46, Lost 71

Games at Madison—58; Wis. 26-32
Games at Bloomington—59; Wis. 20-39

HIGHLIGHTS OF WISCONSIN-INDIANA SERIES

Longest Winning Streak:

By Wisconsin - At Madison-7, March 7, 1910 to March 6, 1917. At Bloomington-8, March 16, 1912 to Jan. 5, 1924.

By Indiana - At Madison-8, Feb. 14, 1981 to Feb. 24, 1988 (in progress). At Bloomington-11, Feb. 23, 1978 to Jan. 14, 1988 (in progress).

Longest Winning Streak at Home and Away:

By Wisconsin-11, Feb. 17, 1912 to Feb. 24, 1919.

By Indiana-17, Feb. 28, 1980 to Feb. 24, 1988 (in progress)

Most Points by One Team, One Game:

114, by Indiana, Jan. 31, 1976

Most Points by Both Teams, One Game:

199, Feb. 12, 1962 (Wisconsin 105, Indiana 94)

Largest Victory Margin:

53, Indiana, Jan. 31, 1976 (Indiana 114-61).

42, Wisconsin, Feb. 3, 1911 (51-9); Jan. 12, 1914 (57-15)

INDIVIDUAL SCORING

For Wisconsin - 42, by Ken Barnes, March 8, 1965 (at Madison)

For Indiana - 44, by Jim Rayl, Feb. 12, 1962 (at Bloomington)

IOWA

Date	Place	Wis.	Opp.
Mar. 1, 1909	Madison	30	9
Jan. 5, 1912	Iowa City	38	12
Feb. 12, 1912	Madison	30	5
Jan. 10, 1916	Iowa City	36	31*
Feb. 28, 1916	Madison	39	17
Jan. 8, 1918	Iowa City	36	22
Jan. 21, 1918	Iowa City	34	19
Feb. 10, 1919	Madison	29	18
Mar. 10, 1919	Iowa City	27	29
Jan. 5, 1920	Iowa City	35	18
Jan. 10, 1920	Madison	20	21
Jan. 7, 1922	Iowa City	18	15
Feb. 13, 1922	Madison	18	24
Mar. 8, 1924	Iowa City	19	22
Mar. 11, 1924	Madison	36	26
Feb. 16, 1925	Madison	16	15
Mar. 3, 1925	Iowa City	25	23
Feb. 22, 1927	Madison	24	21
Mar. 11, 1927	Iowa City	17	26
Feb. 20, 1928	Madison	31	21
Mar. 3, 1928	Madison	20	17
Feb. 16, 1930	Madison	17	19
Jan. 17, 1931	Madison	24	13
Jan. 9, 1933	Madison	21	19
Feb. 13, 1933	Iowa City	25	31
Jan. 8, 1934	Iowa City	26	32
Mar. 3, 1934	Madison	35	32
Jan. 13, 1936	Madison	27	21
Feb. 17, 1936	Iowa City	25	32
Jan. 18, 1937	Madison	29	23
Feb. 20, 1937	Iowa City	35	43
Jan. 7, 1939	Madison	28	24
Feb. 19, 1940	Iowa City	35	37
Jan. 11, 1941	Madison	49	35
Jan. 10, 1942	Iowa City	45	49
Mar. 7, 1942	Madison	62	45
Feb. 19, 1945	Iowa City	53	54
Feb. 24, 1945	Madison	38	68
Jan. 7, 1946	Iowa City	50	57
Feb. 16, 1946	Madison	39	44
Jan. 4, 1947	Iowa City	63	62
Feb. 3, 1947	Madison	60	53
Jan. 12, 1948	Madison	60	51
Feb. 21, 1948	Iowa City	40	62
Feb. 19, 1949	Iowa City	60	61
Feb. 28, 1949	Madison	80	47
Feb. 13, 1950	Iowa City	66	62*
Feb. 18, 1950	Madison	53	44
Feb. 17, 1951	Madison	60	73

Mar. 3, 1952	Iowa City	78	75
Dec. 15, 1952	Madison	75	70
Dec. 29, 1952	Iowa City	66	83
Jan. 9, 1954	Iowa City	54	71
Jan. 3, 1955	Madison	69	86
Feb. 6, 1956	Madison	74	78
Feb. 18, 1956	Iowa City	66	80
Jan. 19, 1957	Madison	47	70
Mar. 9, 1957	Iowa City (TV)	60	59
Feb. 17, 1958	Iowa City	61	74
Feb. 14, 1959	Madison	84	94
Jan. 4, 1960	Madison	64	71
Feb. 15, 1960	Iowa City	63	58
Jan. 9, 1961	Madison	68	76
Feb. 13, 1961	Iowa City	61	63
Jan. 6, 1962	Madison (TV)	91	79
Mar. 10, 1962	Iowa City	64	81
Jan. 14, 1963	Iowa City	56	65
Mar. 4, 1963	Madison	75	69
Jan. 13, 1964	Madison	79	61
Jan. 4, 1965	Iowa City	62	92
Jan. 8, 1966	Madison	69	68
Feb. 26, 1966	Iowa City	70	80
Feb. 18, 1967	Iowa City	96	95***
Mar. 7, 1967	Madison	87	90*
Feb. 17, 1968	Iowa City	61	69
Mar. 8, 1969	Madison	84	74
Jan. 10, 1970	Madison	74	92
Feb. 10, 1970	Iowa City	100	119
Feb. 6, 1971	Madison	91	93
Feb. 27, 1971	Iowa City	89	83
Jan. 8, 1972	Madison	81	80
Feb. 17, 1973	Iowa City	76	100
Feb. 9, 1974	Madison (TV)	113	87
Mar. 4, 1974	Iowa City	74	58
Feb. 1, 1975	Madison	86	85*
Mar. 1, 1975	Iowa City	68	75
Jan. 17, 1976	Madison (TV)	71	81
Feb. 14, 1976	Iowa City	82	96
Feb. 5, 1977	Iowa City	73	90
Mar. 5, 1977	Madison	93	94**
Jan. 30, 1978	Iowa City	73	88
Feb. 4, 1978	Madison	82	72
Feb. 1, 1979	Madison	64	70
Feb. 10, 1979	Iowa City (TV)	65	79
Jan. 12, 1980	Iowa City	65	66
Feb. 21, 1980	Madison	62	58
Jan. 15, 1981	Madison	66	76
Feb. 28, 1981	Iowa City	75	96
Jan. 16, 1982	Madison	62	78
Feb. 25, 1982	Iowa City	55	79
Jan. 22, 1983	Madison	65	62
Feb. 24, 1983	Iowa City	63	93
Jan. 21, 1984	Iowa City (TV)	62	75
Feb. 23, 1984	Madison	55	63
Jan. 26, 1985	Iowa City	65	105
Feb. 20, 1985	Madison (TV)	54	53
Jan. 25, 1986	Madison (TV)	69	63
Feb. 20, 1986	Iowa City	48	101
Jan. 5, 1987	Iowa City	63	78
Mar. 8, 1987	Madison	71	81
Jan. 25, 1988	Madison (TV)	89	104
Mar. 10, 1988	Iowa City	70	103

Wisconsin Won 50, Lost 62

Games at Madison—59; Wis. 34-25.

Games at Iowa City—53; Wis. 16-37.

HIGHLIGHTS OF WISCONSIN-IOWA SERIES

Longest Winning Streak

By Wisconsin - at Madison 12, March 11, 1924 to March 7, 1942.

At Iowa City 3, Jan. 5, 1912 to Jan. 8, 1918.

By Iowa - at Madison 6, Jan. 3, 1955 to Jan. 9, 1961. At Iowa City 14, March 1, 1975 to March 10, 1988 (in progress).

Longest Winning Streak at Home and Away

By Wisconsin 8, March 1, 1909 to Feb. 10, 1919

By Iowa 6, Dec. 29, 1952 to Jan. 19, 1957.

Most Points by One Team, One Game:

119, by Iowa, Feb. 10, 1970

Most Points by Both Teams, One Game:

219, Feb. 10, 1970 (Iowa 119, Wisconsin 100)

Largest Victory Margin:

53, Iowa, Feb. 20, 1986 (101-48).

26, Wisconsin, Jan. 5, 1912 (38-12) and Feb. 9, 1974 (113-87)

INDIVIDUAL SCORING

For Wisconsin - 35, by Clarence Sherrod, Feb. 10, 1970 (at Iowa City).

For Iowa - 39, by Don Nelson, Jan. 6, 1972 (at Madison).

MICHIGAN

Date	Place	Wis.	Opp.
Feb. 14, 1920	Madison	40	13
Mar. 6, 1920	Ann Arbor	20	23

Jan. 8, 1921	Madison	27	24
Jan. 24, 1921	Ann Arbor	25	17
Jan. 14, 1922	Madison	18	16*
Feb. 18, 1922	Ann Arbor	17	18
Feb. 14, 1923	Ann Arbor	18	15
Feb. 19, 1923	Madison	16	11
Jan. 19, 1925	Ann Arbor	12	14
Feb. 28, 1925	Madison	16	27
Feb. 22, 1926	Ann Arbor	13	22
Mar. 1, 1926	Madison	23	24*
Jan. 9, 1928	Madison	26	22
Mar. 5, 1928	Ann Arbor	19	42
Jan. 7, 1929	Madison	23	31
Mar. 4, 1929	Ann Arbor	22	37
Jan. 12, 1931	Ann Arbor	17	23
Feb. 28, 1931	Madison	15	26
Jan. 9, 1932	Madison	18	24
Feb. 29, 1932	Ann Arbor	13	33
Jan. 13, 1934	Madison	34	23
Feb. 19, 1934	Ann Arbor	32	26
Jan. 14, 1935	Madison	34	20
Feb. 23, 1935	Ann Arbor	33	19
Jan. 16, 1937	Madison	31	43
Mar. 6, 1937	Ann Arbor	27	41
Jan. 17, 1938	Madison	39	30
Feb. 21, 1938	Ann Arbor	29	58
Jan. 16, 1939	Ann Arbor	42	39
Jan. 8, 1940	Madison	39	44
Jan. 18, 1941	Ann Arbor	40	30
Jan. 19, 1942	Madison	58	36
Jan. 15, 1943	Ann Arbor	34	38
Jan. 16, 1943	Ann Arbor	55	34
Jan. 14, 1944	Madison	50	41
Jan. 15, 1944	Madison	42	31
Feb. 2, 1945	Ann Arbor	39	50
Feb. 10, 1945	Madison	55	44
Feb. 2, 1946	Madison	58	57
Feb. 11, 1946	Ann Arbor	56	66
Feb. 10, 1947	Ann Arbor	52	51
Jan. 17, 1948	Madison	39	43
Feb. 7, 1949	Ann Arbor	38	40
Jan. 14, 1950	Madison	53	41
Jan. 6, 1951	Ann Arbor	61	52
Feb. 26, 1951	Madison	50	52
Feb. 18, 1952	Ann Arbor	55	56
Feb. 25, 1952	Madison	69	53
Feb. 14, 1953	Madison	75	63
Feb. 21, 1953	Madison	74	52
Feb. 20, 1954	Madison	77	56
Jan. 10, 1955	Ann Arbor	63	90
Jan. 16, 1956	Madison	69	58
Feb. 25, 1956	Ann Arbor	68	78
Jan. 14, 1957	Ann Arbor	62	71
Feb. 11, 1957	Madison	70	65
Jan. 6, 1958	Ann Arbor	49	70
Mar. 3, 1958	Madison	65	72
Jan. 12, 1959	Madison	74	84
Feb. 23, 1959	Ann Arbor	63	87
Feb. 22, 1960	Ann Arbor	88	82*
Feb. 27, 1961	Madison	76	68
Feb. 5, 1962	Madison	74	81
Feb. 17, 1962	Ann Arbor	65	84
Feb. 4, 1963	Ann Arbor	81	78
Mar. 9, 1963	Madison	80	82
Feb. 22, 1964	Madison	59	103
Mar. 2, 1965	Ann Arbor	75	98
Jan. 29, 1966	Madison (TV)	67	69
Feb. 12, 1966	Ann Arbor	102	120
Dec. 29, 1966	Los Angeles	88	98
Jan. 10, 1967	Madison	98	90
Mar. 4, 1967	Detroit (TV)	80	79
Jan. 6, 1968	Madison (TV)	77	75
Mar. 1, 1969	Ann Arbor (TV)	79	84
Feb. 14, 1970	Madison	84	74
Feb. 28, 1970	Ann Arbor	90	86
Jan. 9, 1971	Madison (TV)	89	90
Mar. 13, 1971	Ann Arbor (TV)	73	93
Mar. 7, 1972	Ann Arbor	70	93
Mar. 3, 1973	Madison	94	79
Jan. 28, 1974	Ann Arbor	75	83
Feb. 25, 1974	Madison	74	78
Jan. 27, 1975	Ann Arbor	73	75*
Feb. 24, 1975	Madison	70	68
Jan. 8, 1976	Madison	81	106
Feb. 2, 1976	Ann Arbor	86	107
Jan. 8, 1977	Ann Arbor	63	66
Jan. 27, 1977	Madison	64	69
Jan. 19, 1978	Ann Arbor	64	83
Feb. 16, 1978	Madison	66	68
Jan. 13, 1979	Madison	77	66
Feb. 22, 1979	Ann Arbor	66	65
Jan. 31, 1980	Madison	69	73*
Feb. 9, 1980	Ann Arbor	59	68
Jan. 31, 1981	Madison	67	74
Feb. 7, 1981	Ann Arbor	64	71
Jan. 7, 1982	Ann Arbor	65	63
Mar. 6, 1982	Madison	84	91
Jan. 15, 1983	Ann Arbor (TV)	57	62
Mar. 2, 1983	Madison (TV)	82	70
Jan. 14, 1984	Madison (TV)	71	64
Mar. 1, 1984	Ann Arbor	75	84
Feb. 2, 1985	Madison (TV)	81	94

Feb. 28, 1985	Ann Arbor	68	88
Feb. 1, 1986	Ann Arbor	64	91
Feb. 26, 1986	Madison	74	97
Jan. 24, 1987	Madison	78	84
Feb. 18, 1987	Ann Arbor	64	77
Jan. 21, 1988	Ann Arbor	54	65
Feb. 11, 1988	Madison	67	80

Wisconsin Won 44, Lost 67

Games at Madison—56; Wis. 29-27
 Games at Ann Arbor—53; Wis. 14-39
 Games at Los Angeles—1; Wis. 0-1
 Games at Detroit—1; Wis. 1-0

HIGHLIGHTS OF WISCONSIN-MICHIGAN SERIES

Longest Winning Streak

By Wisconsin—At Madison 5, Jan. 19, 1942 to Feb. 2, 1946, and Feb. 25, 1952 to Feb. 11, 1957. At Ann Arbor 2 (1) Feb. 19, 1934 to Feb. 23, 1935; (2) Jan. 16, 1939 to Jan. 18, 1941.
 By Michigan - At Madison 4, Feb. 2, 1985 to Feb. 11, 1988 (in progress). At Ann Arbor 6, Jan. 15, 1983 to Jan. 21, 1988 (in progress).

Longest Winning Streak at Home and Away:

By Wisconsin - 4, Jan. 13, 1934 to Feb. 23, 1935; 4 Feb. 25, 1952 to Feb. 20, 1954.
 By Michigan - 9, March 1, 1984 to Feb. 11, 1988 (in progress).

Most Points by One Team, One Game:

120, Michigan (Feb. 12, 1966)

Most Points by Both Teams, One Game:

222, Feb. 12, 1966 (Michigan 120, Wisconsin 102)

Largest Victory Margin:

44, Michigan, Feb. 22, 1964 (103-59)
 27, Wisconsin, Feb. 14, 1920 (40-13)

INDIVIDUAL SCORING

For Wisconsin - 39 by Rick Olson Jan. 14, 1984 (at Madison).
 For Michigan - 44, by Henry Wilmore, Jan. 9, 1971 (at Madison)

MICHIGAN STATE

Date	Place	Wis.	Opp.
Dec. 10, 1921	Madison	27	13
Dec. 30, 1932	Madison	26	16
Feb. 5, 1934	Madison	22	23
Dec. 31, 1934	Madison	23	21*
Dec. 6, 1935	Madison	26	21
Feb. 6, 1937	Madison	22	17
Feb. 5, 1938	Madison	30	27
Feb. 4, 1939	Madison	39	37
Feb. 3, 1940	East Lansing	41	48
Feb. 23, 1946	Madison	58	59
Mar. 1, 1946	East Lansing	52	56
Jan. 20, 1947	East Lansing	58	48
Feb. 9, 1948	Madison	51	39
Feb. 6, 1950	East Lansing	66	47
Jan. 8, 1951	East Lansing	53	52
Feb. 24, 1951	Madison	35	29
Jan. 21, 1952	East Lansing	39	50
Feb. 16, 1952	Madison	55	57
Feb. 23, 1953	East Lansing	45	53
Mar. 9, 1953	Madison	58	51
Jan. 18, 1954	East Lansing	57	53
Mar. 1, 1954	Madison	79	56
Jan. 8, 1955	East Lansing (TV)	77	94
Feb. 5, 1955	Madison	70	73
Feb. 27, 1956	East Lansing	82	89
Feb. 25, 1957	Madison	62	78
Jan. 20, 1958	Madison	66	52
Feb. 22, 1958	East Lansing	59	93
Feb. 2, 1959	Madison	57	88
Mar. 2, 1959	East Lansing	73	93
Jan. 2, 1960	Madison (TV)	79	91
Jan. 7, 1961	East Lansing	74	71
Jan. 8, 1962	East Lansing	83	78
Feb. 10, 1962	Madison	77	72
Jan. 12, 1963	Madison	68	75
Mar. 2, 1963	East Lansing (TV)	92	89*
Jan. 6, 1964	East Lansing	90	106
Feb. 27, 1965	Madison	99	89
Feb. 5, 1966	East Lansing (TV)	65	79
Feb. 19, 1966	Madison	78	77
Jan. 28, 1967	East Lansing (TV)	61	68
Feb. 25, 1967	Madison	68	64
Jan. 16, 1968	Madison	70	68
Feb. 24, 1968	East Lansing	77	87
Jan. 7, 1969	East Lansing	67	77
Feb. 22, 1969	Madison	76	64
Feb. 7, 1970	Madison	89	79
Feb. 20, 1971	East Lansing	78	97
Jan. 11, 1972	East Lansing	76	83
Feb. 29, 1972	Madison	101	74
Jan. 20, 1973	Madison	93	80
Mar. 10, 1973	East Lansing	78	79*

Mar. 2, 1974	Madison	87	80
Jan. 25, 1975	East Lansing	87	105
Feb. 22, 1975	Madison	103	96
Jan. 3, 1976	Madison	70	63
Mar. 6, 1976	East Lansing	86	82
Jan. 6, 1977	East Lansing	61	84
Jan. 29, 1977	Madison (TV)	87	83***
Jan. 7, 1978	East Lansing	61	77
Mar. 2, 1978	Madison	75	89
Jan. 4, 1979	East Lansing	55	84
Mar. 3, 1979	Madison	83	81
Jan. 17, 1980	East Lansing	61	62
Feb. 14, 1980	Madison	80	66
Jan. 22, 1981	Madison	63	62
Feb. 19, 1981	East Lansing	65	74
Jan. 23, 1982	East Lansing	58	68
Feb. 20, 1982	Madison	65	60
Jan. 13, 1983	East Lansing	66	86
Mar. 5, 1983	Madison	65	91
Jan. 12, 1984	Madison	81	74
Mar. 3, 1984	East Lansing (TV)	59	78
Jan. 31, 1985	Madison	68	77
Mar. 2, 1985	East Lansing (TV)	63	83
Jan. 30, 1986	East Lansing	81	83
Mar. 2, 1986	Madison	71	84
Jan. 22, 1987	Madison	78	81
Feb. 21, 1987	East Lansing	65	63
Jan. 7, 1988	Madison (20T)	78	72
Mar. 12, 1988	East Lansing	71	69

Wisconsin Won 41, Lost 40

Games at Madison—44; Wis. 30-14
 Games at East Lansing—37; Wis. 11-26

HIGHLIGHTS OF WISCONSIN-MICHIGAN STATE SERIES

Longest Winning Streak:

By Wisconsin - at Madison 12, Feb. 27, 1965 to Jan. 29, 1977. At East Lansing 3, Jan. 20, 1947 to Jan. 8, 1951.
 By Michigan State—at Madison 3, Jan. 31, 1985 to Jan. 22, 1987. At East Lansing 10, Jan. 6, 1977 to Jan. 30, 1986.

Longest Winning Streak at Home and Away

By Wisconsin - 5, (1) Dec. 3, 1934 to Feb. 4, 1939; (2) Jan. 20, 1947 to Dec. 24, 1951. By Michigan State - 6, Mar. 3, 1984 to Jan. 22, 1987

Most Points by One Team:

One Game: 106, Michigan State, Jan. 6, 1964.

Most Points by Both Teams, One Game:

199, Feb. 22, 1975 (Wisconsin 103, Michigan State 96)

Largest Victory Margin:

34, Michigan State, Feb. 22, 1958 (93-59)
 27, Wisconsin, Feb. 29, 1972 (101-74).

INDIVIDUAL SCORING

For Wisconsin - 38, by Joe Franklin, Jan. 16, 1968 (at Madison).
 For Michigan State - 36, by Scott Skiles, Jan. 30, 1986 (at East Lansing)

MINNESOTA

Date	Place	Wis.	Opp.
Feb. 17, 1900	Minneapolis	15	17
Feb. 23, 1901	Minneapolis	15	42
Feb. 22, 1902	Minneapolis	10	30
Feb. 21, 1903	Minneapolis	11	33
Feb. 23, 1906	Madison	31	24
Mar. 17, 1906	Minneapolis	10	16
Jan. 12, 1907	Minneapolis	11	18
Mar. 9, 1907	Madison	31	20
Jan. 25, 1908	Madison	37	16
Mar. 7, 1908	Minneapolis	34	14
Jan. 30, 1909	Minneapolis	14	13
Mar. 9, 1909	Madison	37	14
Feb. 5, 1910	Madison	24	14
Feb. 25, 1910	Minneapolis	9	16
Feb. 4, 1911	Minneapolis	16	17
Mar. 1, 1911	Madison	13	21
Jan. 20, 1912	Madison	22	12
Mar. 9, 1912	Minneapolis	29	26*
Jan. 18, 1913	Minneapolis	19	11
Feb. 25, 1913	Madison	29	11
Jan. 17, 1914	Madison	28	7
Feb. 28, 1914	Minneapolis	27	9
Jan. 16, 1915	Minneapolis	23	20
Feb. 27, 1915	Madison	31	7
Jan. 15, 1916	Madison	31	11
Mar. 4, 1916	Minneapolis	32	14
Jan. 13, 1917	Minneapolis	25	33
Feb. 10, 1917	Madison	16	13
Mar. 2, 1918	Minneapolis	18	17
Mar. 16, 1918	Madison	11	19
Jan. 18, 1919	Minneapolis	11	38
Mar. 1, 1919	Madison	12	23
Jan. 31, 1920	Madison	28	12

Feb. 28, 1920	Minneapolis	26	32
Jan. 29, 1921	Minneapolis	21	22
Mar. 5, 1921	Madison	18	12
Jan. 21, 1922	Madison	15	17
Mar. 4, 1922	Minneapolis	34	20
Jan. 20, 1923	Minneapolis	24	12
Mar. 3, 1923	Madison	36	10
Jan. 10, 1925	Minneapolis	14	16
Jan. 24, 1925	Madison	14	25
Jan. 5, 1926	Madison	36	24
Mar. 5, 1926	Minneapolis	19	31
Jan. 14, 1928	Minneapolis	35	26
Feb. 11, 1928	Madison	38	18
Jan. 5, 1929	Minneapolis	29	17
Jan. 19, 1929	Madison	39	17
Jan. 19, 1931	Minneapolis	26	28
Feb. 14, 1931	Madison	15	42
Feb. 20, 1932	Minneapolis	17	43
Mar. 31, 1932	Madison	21	23
Feb. 10, 1934	Minneapolis	31	30
Mar. 5, 1934	Madison	34	23
Jan. 21, 1935	Madison	38	31
Feb. 18, 1935	Minneapolis	28	27
Feb. 13, 1937	Madison	32	37
Feb. 27, 1937	Minneapolis	17	30
Jan. 8, 1938	Madison	35	28
Mar. 5, 1938	Minneapolis	28	35
Feb. 20, 1939	Minneapolis	32	34
Feb. 27, 1939	Madison	35	25
Feb. 12, 1940	Madison	36	34
Feb. 26, 1940	Minneapolis	39	44
Jan. 6, 1941	Minneapolis	27	44
Mar. 1, 1941	Madison	42	32
Mar. 2, 1942	Minneapolis	49	47
Jan. 30, 1943	Madison	54	33
Mar. 1, 1943	Minneapolis	34	48
Jan. 29, 1944	Minneapolis	49	30
Feb. 25, 1944	Madison	50	33
Jan. 13, 1945	Madison	46	37
Mar. 3, 1945	Minneapolis	50	54
Jan. 5, 1946	Madison	45	46
Mar. 4, 1946	Minneapolis	57	58
Feb. 8, 1947	Madison	60	51
Mar. 1, 1947	Minneapolis	55	58
Jan. 5, 1948	Madison	59	50
Mar. 1, 1948	Minneapolis	41	46
Jan. 10, 1949	Minneapolis	33	47
Mar. 5, 1949	Madison	45	43
Jan. 16, 1950	Madison	57	54
Mar. 4, 1950	Minneapolis	60	54
Feb. 3, 1951	Minneapolis	47	44
Feb. 9, 1952	Madison	47	54
Jan. 5, 1953	Minneapolis	53	64
Jan. 12, 1953	Madison	76	74
Feb. 15, 1954	Madison	68	78
Mar. 6, 1954	Minneapolis	73	78*
Feb. 21, 1955	Madison	69	71
Mar. 5, 1955	Minneapolis	78	72
Feb. 11, 1956	Madison	71	77
Feb. 18, 1957	Minneapolis	53	85
Feb. 8, 1958	Madison (TV)	66	71
Feb. 24, 1958	Minneapolis	63	71
Jan. 3, 1959	Minneapolis	66	79
Feb. 21, 1959	Madison (TV)	50	69
Jan. 30, 1960	Minneapolis	72	86
Feb. 20, 1961	Madison	83	75
Feb. 3, 1962	Minneapolis (TV)	94	88
Feb. 26, 1962	Madison	90	92
Feb. 2, 1963	Madison	68	69
Feb. 18, 1963	Minneapolis	48	72
Feb. 1, 1964	Minneapolis	92	111
Mar. 2, 1964	Madison	96	105
Jan. 9, 1965	Minneapolis	57	81
Feb. 16, 1965	Madison	91	101
Mar. 7, 1966	Minneapolis	87	74
Feb. 14, 1967	Madison	85	75
Jan. 30, 1968	Minneapolis	72	62
Feb. 27, 1968	Madison	94	82
Jan. 14, 1969	Madison	68	61
Feb. 11, 1969	Minneapolis	69	63
Jan. 13, 1970	Madison	90	84
Mar. 6, 1971	Minneapolis	98	104
Jan. 18, 1972	Madison	59	65
Feb. 19, 1972	Minneapolis	73	76
Jan. 13, 1973	Minneapolis	54	78
Jan. 29, 1973	Madison	64	81
Feb. 2, 1974	Minneapolis	63	64*
Jan. 2, 1975	Madison	46	61
Mar. 3, 1975	Minneapolis	58	65
Jan. 19, 1976	Madison	84	96
Feb. 16, 1976	Minneapolis	74	98
Jan. 22, 1977	Minneapolis	64	82#
Mar. 3, 1977	Madison	61	64#
Jan. 21, 1978	Minneapolis (TV)	51	61
Feb. 9, 1978	Madison	55	64
Jan. 20, 1979	Minneapolis	72	82
Feb. 8, 1979	Madison	72	74
Jan. 10, 1980	Minneapolis	76	82
Feb. 23, 1980	Madison	70	55
Jan. 8, 1981	Minneapolis	60	76
Mar. 7, 1981	Madison	60	58*
Jan. 21, 1982	Madison	57	78

Feb. 11, 1982	Minneapolis	60	71
Jan. 29, 1983	Madison	58	65
Feb. 19, 1983	Minneapolis (TV)	71	78
Jan. 25, 1984	Minneapolis (TV)	62	75
Feb. 15, 1984	Madison (TV)	67	68
Jan. 24, 1985	Minneapolis	62	72
Feb. 24, 1985	Madison	65	61
Jan. 23, 1986	Madison	65	67
Feb. 22, 1986	Minneapolis	70	64
Jan. 3, 1987	Minneapolis (TV)	67	69
Mar. 5, 1987	Madison	69	52
Feb. 8, 1988	Minneapolis (TV)	62	71
Feb. 28, 1988	Madison	81	70

Wisconsin Won 67, Lost 81

Games at Madison—71; Wis. 41-29
Games at Minneapolis—77; Wis. 25-52

Games declared forfeits to Wisconsin due to NCAA rules infractions by Minnesota.

HIGHLIGHTS OF WISCONSIN-MINNESOTA SERIES

Longest Winning Streak by Wisconsin —

At Madison 10, March 5, 1934 to Jan. 5, 1946. At Minneapolis 5, March 9, 1912 to March 4, 1916.
By Minnesota — At Madison 7, Jan. 18, 1972 to Feb. 8, 1979. At Minneapolis 14, Mar. 6, 1971 to Jan. 24, 1985.

Longest Winning Streak Home and Away:

By Wisconsin 10, Jan. 20, 1912 to March 4, 1916.
By Minnesota 17, Mar. 6, 1971 to Jan. 10, 1980.

Most Points by One Team, One Game:

111, by Minnesota, Feb. 1, 1964 (Minnesota 111, Wisconsin 92).

Most Points by Both Teams, One Game:

203, Feb. 1, 1964 (Minnesota 111, Wisconsin 92).

Largest Victory Margin:

32, Minnesota, Feb. 19, 1957 (85-53)
26, Wisconsin, March 3, 1923 (36-10)

INDIVIDUAL SCORING

For Wisconsin — 31, Dick Miller, Feb. 21, 1955 (at Madison); Al Henry, Jan. 13, 1970 (at Madison); and Larry Petty, Mar. 7, 1981 (at Madison).

For Minnesota — 42, by Ollie Shannon, Mar. 6, 1971 (at Minneapolis).

NORTHWESTERN

Date	Place	Wis.	Opp.
Jan. 8, 1910	Madison	55	9
Feb. 26, 1910	Evanston	39	11
Jan. 14, 1911	Evanston	29	9
Mar. 8, 1911	Madison	23	11
Jan. 6, 1912	Evanston	32	19
Feb. 24, 1913	Madison	46	11
Feb. 10, 1914	Madison	38	9
Feb. 17, 1914	Evanston	33	26
Jan. 18, 1916	Madison	22	18
Mar. 11, 1916	Evanston	24	21
Jan. 8, 1917	Evanston	29	21*
Feb. 12, 1917	Madison	23	21
Jan. 5, 1918	Evanston	17	33
Mar. 7, 1918	Madison	26	18
Jan. 11, 1919	Madison	15	20
Feb. 22, 1919	Evanston	23	32
Jan. 3, 1921	Evanston	12	13
Feb. 12, 1921	Madison	22	10
Jan. 9, 1922	Evanston	21	9
Feb. 22, 1922	Madison	23	11
Jan. 6, 1923	Evanston	21	10
Mar. 5, 1923	Madison	29	17
Jan. 12, 1924	Evanston	25	10
Mar. 1, 1924	Madison	23	14
Jan. 23, 1926	Madison	35	27
Feb. 16, 1926	Evanston	26	36
Jan. 15, 1927	Evanston	28	18
Jan. 22, 1927	Madison	25	24
Feb. 18, 1929	Madison	37	23
Feb. 23, 1929	Evanston	31	25
Jan. 4, 1930	Evanston	14	23
Feb. 15, 1930	Madison	29	22
Jan. 4, 1932	Evanston	30	31*
Jan. 18, 1932	Madison	24	28
Jan. 16, 1933	Evanston	22	40
Feb. 25, 1933	Madison	28	30
Jan. 7, 1935	Madison	16	9
Jan. 19, 1935	Evanston	31	36
Feb. 24, 1936	Madison	28	33
Mar. 2, 1936	Evanston	26	49
Jan. 3, 1938	Evanston	38	47
Feb. 12, 1938	Madison	23	27
Feb. 13, 1939	Evanston	27	37
Mar. 2, 1940	Madison	44	47
Feb. 10, 1941	Evanston	48	46*

Jan. 17, 1942	Madison	49	46
Feb. 21, 1942	Evanston	59	47
Jan. 9, 1943	Chicago Stad	67	65
Feb. 22, 1943	Madison	54	56*
Jan. 8, 1944	Chicago Stad	38	60
Feb. 4, 1944	Madison	50	47**
Jan. 6, 1945	Madison	37	52
Jan. 27, 1945	Chicago Stad	44	43
Jan. 26, 1946	Chicago Stad	34	56
Feb. 9, 1946	Madison	58	63
Jan. 27, 1947	Madison	45	44
Feb. 15, 1947	Chicago Stad	54	42
Feb. 7, 1948	Chicago Stad	68	62
Feb. 23, 1948	Madison	59	54
Feb. 12, 1949	Chicago Stad	56	52
Feb. 21, 1949	Madison	57	46
Feb. 11, 1950	Chicago Stad	66	59
Feb. 27, 1950	Madison	67	53
Jan. 15, 1951	Madison	68	56
Jan. 19, 1952	Evanston	74	58
Jan. 17, 1953	Evanston	78	56
Mar. 7, 1953	Madison	74	58
Jan. 11, 1954	Madison	64	47
Feb. 26, 1955	Evanston	72	80
Feb. 4, 1956	Evanston	79	55
Mar. 3, 1956	Madison	76	70
Jan. 5, 1957	Evanston	54	75
Mar. 4, 1957	Madison	82	69
Mar. 1, 1958	Evanston	65	82
Feb. 28, 1959	Madison	82	86
Jan. 11, 1960	Madison	69	77
Feb. 29, 1960	Evanston	59	73
Feb. 11, 1961	Evanston (TV)	52	54
Mar. 4, 1961	Madison	75	61
Feb. 24, 1962	Evanston	65	64
Feb. 16, 1963	Madison	78	65
Jan. 11, 1964	Evanston	63	76
Feb. 11, 1964	Madison	64	72
Feb. 23, 1965	Madison	93	87*
Mar. 6, 1965	Evanston	88	76
Feb. 21, 1966	Evanston	65	76
Feb. 28, 1966	Madison	90	62
Feb. 21, 1967	Madison	110	94
Feb. 28, 1967	Evanston	82	91
Mar. 9, 1968	Evanston	75	77
Mar. 4, 1969	Madison	70	72
Feb. 21, 1970	Evanston	75	82
Mar. 3, 1970	Madison	82	87
Jan. 19, 1971	Madison	87	72
Feb. 13, 1971	Evanston	91	101
Mar. 4, 1972	Madison	82	90
Jan. 27, 1973	Evanston (TV)	73	74
Jan. 5, 1974	Madison	87	53
Mar. 9, 1974	Evanston	77	62
Jan. 4, 1975	Evanston	66	69
Mar. 8, 1975	Madison	94	70
Jan. 24, 1976	Evanston	60	62
Feb. 21, 1976	Madison	77	90
Jan. 20, 1977	Madison	61	60
Feb. 19, 1977	Evanston	88	98
Jan. 28, 1978	Madison (TV)	85	93
Feb. 18, 1978	Evanston	81	80
Jan. 11, 1979	Madison	95	82
Feb. 24, 1979	Evanston	72	70
Jan. 3, 1980	Madison	75	66
Mar. 1, 1980	Evanston	50	53
Jan. 10, 1981	Evanston	48	50
Mar. 5, 1981	Madison	60	57
Jan. 14, 1982	Madison	55	61
Feb. 27, 1982	Evanston	61	60
Jan. 20, 1983	Madison	49	45
Feb. 26, 1983	Chicago (DePaul)(TV)	57	64
Jan. 19, 1984	Evanston	61	60*
Feb. 26, 1984	Madison	54	47
Jan. 5, 1985	Evanston	52	51
Mar. 9, 1985	Madison	61	53
Jan. 4, 1986	Madison (TV)	57	52
Mar. 9, 1986	Evanston	70	68
Jan. 31, 1987	Evanston	62	57
Mar. 1, 1987	Madison	76	59
Jan. 30, 1988	Madison	80	59
Mar. 5, 1988	Evanston	74	69

Wisconsin Won 78, Lost 49

Games at Madison—63; Wis. 45-18

Games at Evanston—55; Wis. 27-28

Games at Chicago—9; Wis. 6-3

(Includes 1983 game at DePaul's Alumni Hall)

HIGHLIGHTS OF WISCONSIN-NORTHWESTERN SERIES

Longest Winning Streak:

By Wisconsin — At Madison 9, Jan. 27, 1947 to March 4, 1957. At Evanston 6, Feb. 26, 1910 to Jan. 8, 1917; and Feb. 15, 1947 to March 7, 1953.

By Northwestern — At Madison 3, Feb. 24, 1936 to March 2, 1940. At Evanston 7, Jan. 4, 1930 to Feb. 13, 1939.

Longest Winning Streak at Home and Away:

By Wisconsin 13, Jan. 27, 1947 to Jan. 11, 1954.
By Northwestern 7, Jan. 19, 1935 to March 2, 1940.

Most Points by One Team, One Game:

110 by Wisconsin, Feb. 21, 1967.

Most Points by Both Teams, One Game:

204, Feb. 21, 1967 (Wisconsin 110, Northwestern 94).

Largest Victory Margin:

46, Wisconsin, Jan. 8, 1910 (55-9); 35, Wisconsin, Feb. 24, 1912 (46-11);
34, Wisconsin, Jan. 25, 1974 (87-53); 23, Northwestern, March 2, 1936 (49-26).

INDIVIDUAL SCORING

For Wisconsin — 35, by Don Rehfeldt, Feb. 11, 1950 (at Chicago Stadium).

For Northwestern — 39, by Dale Kelley, March 3, 1970 (at Madison).

OHIO STATE

Date	Place	Wis.	Opp.
Jan. 12, 1905	Columbus	22	25
Jan. 24, 1913	Madison	22	11
Feb. 15, 1913	Columbus	27	22
Feb. 16, 1915	Columbus	26	17
Mar. 6, 1915	Madison	23	12
Jan. 6, 1917	Columbus	30	22
Feb. 17, 1917	Madison	40	15
Feb. 24, 1920	Madison	31	27
Mar. 8, 1920	Columbus	34	22
Feb. 21, 1921	Columbus	40	21
Mar. 8, 1921	Madison	34	24
Feb. 23, 1924	Columbus	13	27
Mar. 3, 1924	Madison	30	20
Jan. 13, 1925	Madison	20	27
Mar. 14, 1925	Columbus	23	37
Jan. 27, 1927	Madison	25	16
Feb. 19, 1927	Columbus	16	20
Jan. 7, 1928	Columbus	30	13
Feb. 18, 1928	Madison	21	18
Jan. 11, 1930	Columbus	32	25
Mar. 3, 1930	Madison	32	23
Jan. 10, 1931	Columbus	19	29
Feb. 23, 1931	Madison	28	24
Feb. 6, 1933	Madison	30	31
Mar. 4, 1933	Columbus	20	37
Feb. 12, 1934	Madison	42	23
Feb. 24, 1934	Columbus	44	38
Jan. 4, 1936	Columbus	23	44
Feb. 10, 1936	Madison	34	25
Jan. 11, 1937	Madison	22	28
Feb. 8, 1937	Madison	35	33*
Feb. 25, 1939	Madison	38	46
Feb. 17, 1940	Columbus	35	41
Jan. 25, 1941	Madison	46	31
Feb. 14, 1942	Madison	49	39
Feb. 28, 1942	Columbus	44	39
Feb. 3, 1945	Columbus	36	40
Feb. 9, 1945	Madison	45	63
Feb. 22, 1947	Madison	56	57
Feb. 16, 1948	Columbus	47	53
Jan. 17, 1949	Madison	54	57
Feb. 4, 1950	Columbus	47	61
Jan. 31, 1951	Columbus	74	67
Feb. 5, 1951	Madison	56	51
Jan. 12, 1952	Madison	58	51
Mar. 1, 1952	Columbus	56	69
Jan. 19, 1953	Madison	64	51
Feb. 28, 1953	Columbus	69	63
Feb. 6, 1954	Columbus	79	73
Feb. 12, 1955	Madison	86	63
Jan. 14, 1956	Columbus	98	100**
Feb. 20, 1956	Madison	71	79
Jan. 21, 1957	Madison	64	67
Feb. 16, 1957	Columbus	50	63
Jan. 11, 1958	Madison (TV)	67	64
Feb. 7, 1959	Columbus	72	78
Feb. 8, 1960	Madison	69	106
Feb. 27, 1960	Columbus	68	93
Jan. 30, 1961	Madison	68	100
Feb. 25, 1961	Columbus	74	97
Mar. 3, 1962	Madison	86	67
Feb. 9, 1963	Columbus (TV)	70	94
Jan. 4, 1964	Madison	85	101
Feb. 15, 1964	Columbus (TV)	74	92
Jan. 30, 1965	Columbus	86	98
Feb. 6, 1965	Madison (TV)	71	73
Jan. 31, 1966	Columbus	81	87*
Feb. 4, 1967	Madison	84	90*
Feb. 3, 1968	Columbus	64	86
Feb. 12, 1968	Madison	86	78
Jan. 11, 1969	Columbus	69	84
Feb. 8, 1969	Madison	77	73
Feb. 24, 1970	Madison	86	98
Mar. 7, 1970	Columbus	87	96
Jan. 16, 1971	Columbus	69	83

Feb. 16, 1971	Madison	71	79
Feb. 5, 1972	Columbus	69	79
Feb. 3, 1973	Madison	84	76
Jan. 26, 1974	Madison	69	64
Feb. 23, 1974	Columbus	68	56
Jan. 18, 1975	Madison	67	89
Feb. 15, 1975	Columbus	70	76
Jan. 5, 1976	Madison	82	81*
Mar. 1, 1976	Columbus	91	79
Jan. 13, 1977	Madison	58	60
Feb. 26, 1977	Columbus	80	82*
Jan. 5, 1978	Columbus	61	77
Mar. 4, 1978	Madison	78	83
Jan. 6, 1979	Columbus	71	82
Mar. 1, 1979	Madison	76	73
Jan. 26, 1980	Columbus	72	71
Feb. 2, 1980	Madison (TV)	70	67
Jan. 29, 1981	Columbus	67	71
Feb. 21, 1981	Madison (TV)	77	63
Jan. 9, 1982	Columbus	59	67
Mar. 4, 1982	Madison	75	77
Feb. 5, 1983	Columbus	69	82
Feb. 9, 1983	Madison (TV)	65	68
Feb. 2, 1984	Madison	74	85
Feb. 11, 1984	Columbus	65	71
Jan. 9, 1985	Columbus (TV)	88	99
Feb. 9, 1985	Madison	92	78
Jan. 9, 1986	Madison	61	78
Feb. 8, 1986	Columbus (TV)	71	73
Jan. 17, 1987	Columbus	66	81
Feb. 12, 1987	Madison	69	83
Jan. 9, 1988	Madison	64	63
Feb. 13, 1988	Columbus	53	78

Wisconsin Won 46, Lost 22

Games at Madison—55; Wis. 31-24
Games at Columbus—53; Wis. 15-38

HIGHLIGHTS OF WISCONSIN-OHIO STATE SERIES

Longest Winning Streak:

By Wisconsin—At Madison 6, Jan. 21, 1913 to March 3, 1924. At Columbus 5, Feb. 15, 1913 to Feb. 21, 1921.

By Ohio State—At Madison 3, Feb. 9, 1945 to Jan. 17, 1949, Jan. 4, 1964 to Feb. 4, 1967, and March 4, 1982 to Feb. 2, 1984. At Columbus 14, Jan. 14, 1956 to Feb. 5, 1972.

Longest Winning Streak at Home and Away:

By Wisconsin 10, Jan. 21, 1913 to March 8, 1921. By Ohio State 8, Feb. 9, 1963 to Feb. 3, 1968.

Most Points by One Team, One Game:

106, Ohio State (Feb. 8, 1960)

Most Points by Both Teams, One Game:

198, Jan. 14, 1956 (Ohio State 100, Wisconsin 98, double overtime).

Largest Victory Margin:

37, Ohio State, Feb. 8, 1960 (106-69); 32, Ohio State, Jan. 30, 1961 (100-68).

25, Wisconsin, Feb. 17, 1917 (40-15); 25, Ohio State, Feb. 27, 1960 (93-68).

INDIVIDUAL SCORING

For Wisconsin—32, by Dick Miller, Jan. 14, 1956 (at Columbus); and by Leon Howard, Feb. 5, 1972 (at Columbus).

For Ohio State—34, by Robin Freeman, Jan. 14, 1956 (at Columbus).

PURDUE

Date	Place	Wis.	Opp.
Jan. 20, 1906	Lafayette	34	14
Feb. 3, 1906	Madison	31	15
Jan. 25, 1907	Lafayette	33	27
Mar. 15, 1907	Madison	37	10
Jan. 17, 1908	Lafayette	28	24
Jan. 23, 1908	Madison	34	13
Jan. 15, 1909	Lafayette	20	23
Feb. 27, 1909	Madison	29	6
Jan. 22, 1910	Lafayette	17	29
Mar. 12, 1910	Madison	38	14
Jan. 13, 1911	Lafayette	16	34
Feb. 24, 1911	Madison	45	17
Jan. 13, 1913	Lafayette	25	15
Mar. 1, 1913	Madison	22	19
Feb. 13, 1914	Madison	25	20*
Mar. 10, 1914	Lafayette	27	13
Jan. 11, 1915	Lafayette	28	24*
Feb. 19, 1915	Madison	26	21
Jan. 8, 1916	Lafayette	33	17
Feb. 25, 1916	Madison	35	22
Jan. 26, 1918	Madison	21	16
Mar. 13, 1918	Lafayette	24	18
Feb. 6, 1923	Lafayette	13	17
Feb. 24, 1923	Madison	20	19
Feb. 23, 1925	Madison	22	30

Mar. 12, 1925	Lafayette	26	32
Feb. 20, 1926	Madison	21	29
Feb. 26, 1926	Lafayette	31	32
Feb. 23, 1928	Madison	28	22
Feb. 25, 1928	Lafayette	15	31
Jan. 21, 1929	Lafayette	31	26
Feb. 25, 1929	Madison	27	24
Feb. 21, 1931	Lafayette	27	46
Mar. 2, 1931	Madison	18	24
Jan. 11, 1932	Lafayette	22	38
Feb. 27, 1932	Madison	21	28
Jan. 15, 1934	Madison	26	27
Feb. 26, 1934	Lafayette	25	37
Jan. 5, 1935	Madison	18	19
Mar. 4, 1935	Lafayette	24	43
Jan. 4, 1937	Lafayette	30	43
Mar. 1, 1937	Madison	46	43
Jan. 15, 1938	Lafayette	34	40
Feb. 19, 1938	Madison	39	46
Feb. 6, 1939	Lafayette	31	39
Feb. 18, 1939	Madison	32	30*
Jan. 13, 1940	Lafayette	36	49
Feb. 24, 1940	Madison	45	48*
Jan. 13, 1941	Madison	48	42*
Feb. 17, 1941	Lafayette	43	42*
Feb. 16, 1942	Lafayette	34	40
Feb. 27, 1943	Lafayette	53	45
Feb. 19, 1944	Madison	50	52*
Jan. 29, 1945	Lafayette	34	45
Feb. 17, 1945	Madison	64	48
Jan. 12, 1946	Madison	49	53
Jan. 28, 1946	Lafayette	46	59
Feb. 24, 1947	Lafayette	72	60
Jan. 19, 1948	Madison	49	44
Feb. 14, 1949	Lafayette	48	53
Feb. 20, 1950	Madison	56	45
Feb. 12, 1951	Lafayette	46	62
Mar. 3, 1951	Madison	61	64
Jan. 5, 1952	Madison	64	79
Feb. 11, 1952	Lafayette	67	78
Dec. 20, 1952	Lafayette	59	65
Jan. 3, 1953	Madison	50	46
Jan. 2, 1954	Madison	66	57
Jan. 27, 1954	Lafayette	66	71
Feb. 14, 1955	Lafayette	63	75
Feb. 28, 1955	Madison	75	73
Jan. 2, 1956	Madison	66	78
Mar. 2, 1957	Lafayette	66	85
Jan. 18, 1958	Lafayette	47	62
Feb. 15, 1958	Madison	76	81
Jan. 10, 1959	Lafayette	61	84
Feb. 9, 1959	Madison	91	86
Jan. 9, 1960	Madison	69	99
Mar. 5, 1960	Madison	89	80
Feb. 4, 1961	Lafayette	58	69
Mar. 11, 1961	Madison	81	88
Jan. 27, 1962	Madison	89	86
Jan. 5, 1963	Lafayette	74	66
Feb. 8, 1964	Madison (TV)	81	80
Feb. 29, 1964	Lafayette	83	97
Jan. 11, 1965	Madison	76	66
Feb. 13, 1965	Lafayette	74	83
Mar. 5, 1966	Madison	69	68
Jan. 7, 1967	Lafayette	79	76
Jan. 9, 1968	Lafayette	79	99
Mar. 2, 1968	Madison	104	84
Jan. 4, 1969	Madison (TV)	80	86
Feb. 15, 1969	Lafayette	69	87
Jan. 6, 1970	Lafayette	74	90
Mar. 9, 1971	Madison	77	81
Feb. 15, 1972	Lafayette	84	65
Feb. 22, 1972	Madison	66	60
Jan. 22, 1973	Lafayette	59	66
Feb. 26, 1973	Madison	71	63
Feb. 16, 1974	Lafayette	80	107
Jan. 11, 1975	Lafayette	49	88
Feb. 8, 1975	Madison (TV)	64	69
Jan. 10, 1976	Lafayette	72	87
Feb. 7, 1976	Madison	74	85
Jan. 24, 1977	Lafayette	71	81
Feb. 10, 1977	Madison	76	74
Jan. 12, 1978	Madison	70	79
Feb. 25, 1978	Lafayette (TV)	78	87
Jan. 27, 1979	Lafayette (TV)	60	73
Feb. 3, 1979	Madison	48	54
Jan. 29, 1980	Madison	60	73*
Feb. 16, 1980	Lafayette (TV)	61	69
Jan. 17, 1981	Madison	69	71
Feb. 26, 1981	Lafayette	61	72
Jan. 30, 1982	Lafayette (TV)	67	81
Feb. 6, 1982	Madison	46	55
Jan. 6, 1983	Madison	64	80
Mar. 12, 1983	Lafayette	64	79
Jan. 5, 1984	Lafayette	65	84
Mar. 6, 1984	Madison	48	61
Jan. 19, 1985	Madison	68	72
Feb. 14, 1985	Lafayette	52	67
Jan. 19, 1986	Lafayette	73	100
Feb. 13, 1986	Madison	78	80
Jan. 10, 1987	Madison (TV)	48	57
Feb. 5, 1987	Lafayette	62	70
Feb. 3, 1988	Lafayette (TV)	62	86

Mar. 3, 1988 Madison56 84

Wisconsin Won 48, Lost 80

Games at Madison—64; Wis. 33-31
Games at Lafayette—64; Wis. 15-49

HIGHLIGHTS OF WISCONSIN-PURDUE SERIES

Longest Winning Streak:

By Wisconsin — At Madison 12, Feb. 3, 1906 to Feb. 24, 1923. At Lafayette 5, Jan. 13, 1913 to March 13, 1918.

By Purdue — At Madison 11, Jan. 12, 1978 to March 3, 1988 (in progress). At Lafayette 15, Jan. 22, 1973 to Feb. 3, 1988 (in progress).

Longest Winning Streak at Home and Away:

By Wisconsin 11, Feb. 24, 1911 to March 13, 1918.

By Purdue 20, Jan. 12, 1978 to Feb. 5, 1987 (in progress).

Most Points by One Team, One Game:

107, by Purdue, Feb. 16, 1974 (Purdue 107, Wisconsin 80).

Most Points by Both Teams, One Game:

188, March 2, 1968 (Wisconsin 104, Purdue 84).

Largest Victory Margin:

39, Purdue, Jan. 11, 1975 (88-49).

28, Wisconsin, Feb. 24, 1911 (45-17).

INDIVIDUAL SCORING

For Wisconsin — 31, by Joe Franklin, March 2, 1968 (at Madison); and by Rick Olson, Jan. 19, 1985 (at Madison).

For Purdue — 50, by Terry Dischinger, Jan. 27, 1962 (at Madison).

OREGON

Date	Place	Wis.	Opp.
Dec. 27, 1951	San Francisco	82	77
Dec. 27, 1952	Iowa City	64	66
Dec. 27, 1981	Portland, OR	82	85

Wisconsin Won 1, Lost 2

HIGHLIGHTS OF WISCONSIN - OREGON SERIES

INDIVIDUAL SCORING

For Wisconsin - 23, by Ab Nicholas, Dec. 27, 1951 (at San Francisco).

For Oregon - 20, by Bob Peterson, Dec. 27, 1987 (at San Francisco).

FERRIS STATE

First Meeting

MAINE

First Meeting

MARQUETTE

Date	Place	Wis.	Opp.
Dec. 19, 1917	Madison	15	14
Dec. 18, 1920	Milwaukee	23	18
Jan. 3, 1923	Madison	8	9
Dec. 19, 1923	Milwaukee	27	7
Dec. 18, 1925	Milwaukee	42	26
Dec. 22, 1926	Milwaukee	29	26
Feb. 11, 1930	Madison	29	15
Feb. 13, 1930	Milwaukee	29	22
Dec. 30, 1930	Milwaukee	14	16
Dec. 21, 1931	Milwaukee	23	28
Feb. 8, 1932	Madison	18	16
Dec. 17, 1932	Madison	16	18
Jan. 3, 1933	Milwaukee	16	22
Dec. 16, 1933	Madison	32	30
Jan. 2, 1934	Milwaukee	26	28
Dec. 15, 1934	Madison	29	20
Dec. 22, 1934	Milwaukee	25	33
Dec. 14, 1935	Madison	35	22
Dec. 21, 1935	Milwaukee	46	21
Dec. 12, 1936	Madison	29	21
Dec. 19, 1936	Milwaukee	35	29
Dec. 4, 1937	Madison	21	32
Dec. 18, 1937	Milwaukee	32	38
Dec. 5, 1938	Madison	27	26
Dec. 17, 1938	Milwaukee	27	46
Dec. 9, 1939	Madison	46	39
Dec. 16, 1939	Milwaukee	28	41
Dec. 7, 1940	Madison	38	32

Dec. 21, 1940	Milwaukee	30	40
Dec. 6, 1941	Madison	35	34
Dec. 20, 1941	Milwaukee	36	25
Dec. 5, 1942	Madison	45	36
Dec. 19, 1942	Milwaukee	50	38
Dec. 4, 1943	Madison	43	51
Dec. 18, 1943	Milwaukee	40	37
Dec. 9, 1944	Madison	45	40
Dec. 23, 1944	Milwaukee	46	39
Dec. 8, 1945	Madison	42	32
Dec. 22, 1945	Milwaukee	41	62
Dec. 7, 1946	Madison	65	51
Dec. 21, 1946	Milwaukee	47	55
Dec. 6, 1947	Madison	57	50
Dec. 31, 1947	Milwaukee	67	60
Dec. 4, 1948	Madison*	67	63
Dec. 31, 1948	Milwaukee	60	34
Dec. 3, 1949	Madison	63	48
Dec. 17, 1949	Milwaukee	62	45
Dec. 2, 1950	Madison	49	42
Dec. 16, 1950	Milwaukee	58	61
Dec. 1, 1951	Madison	48	46
Dec. 22, 1951	Milwaukee	47	51
Dec. 5, 1952	Madison	76	55
Dec. 4, 1953	Milwaukee	64	56
Dec. 2, 1958	Madison	47	76
Dec. 19, 1959	Milwaukee	66	84
Dec. 10, 1960	Madison	55	51
Dec. 20, 1961	Milwaukee	75	92
Dec. 19, 1962	Madison	76	58
Dec. 29, 1962	Milwaukee	70	56
Jan. 29, 1963	Milwaukee	72	68
Dec. 20, 1964	Milwaukee	61	62
Jan. 13, 1965	Madison	58	59
Jan. 3, 1966	Milwaukee	73	72
Jan. 4, 1967	Madison	60	66
Dec. 16, 1967	Milwaukee	70	62
Jan. 11, 1968	Milwaukee	56	71
Dec. 28, 1968	Milwaukee*	56	59
Jan. 28, 1969	Madison	56	50
Dec. 27, 1969	Milwaukee	43	64
Jan. 27, 1970	Milwaukee	51	60
Dec. 30, 1970	Milwaukee	69	72
Feb. 2, 1971	Madison	75	89
Jan. 3, 1972	Milwaukee	60	72
Dec. 30, 1972	Milwaukee**	73	75
Feb. 6, 1973	Madison	58	64
Dec. 29, 1973	Milwaukee*	48	49
Feb. 5, 1974	Milwaukee	58	59
Feb. 4, 1975	Madison	63	69
Dec. 16, 1975	Milwaukee	54	78
Dec. 30, 1975	Milwaukee	66	82
Dec. 28, 1976	Milwaukee	57	64
Feb. 21, 1977	Madison	58	73
Feb. 14, 1978	Milwaukee	64	75
Dec. 23, 1978	Madison	65	52
Dec. 15, 1979	Milwaukee	57	56
Mar. 10, 1981	Madison	53	64
Mar. 9, 1982	Milwaukee	64	94
Feb. 17, 1983	Madison	62	68
Feb. 16, 1984	Milwaukee	59	74
Nov. 30, 1985	Madison	75	74
Dec. 1, 1986	Milwaukee	71	84
Dec. 1, 1986	Milwaukee	71	84
Dec. 10, 1987	Madison	66	55

Wisconsin Won 47, Lost 45

Games at Madison—40; Wis. 27-13
Games at Milwaukee—52; Wis. 20-32

HIGHLIGHTS OF WISCONSIN-MARQUETTE SERIES

Longest Winning Streak:

By Wisconsin—At Madison 9, Dec. 9, 1944 to Dec. 5, 1952. At Milwaukee, 5, Dec. 18, 1920 to Feb. 13, 1930.
By Marquette—At Madison 4, Feb. 2, 1971 through Feb. 21, 1977; At Milwaukee 14, Jan. 11, 1968 through Feb. 14, 1978.

Longest Winning Streak at Home and Away:

By Wisconsin-7, Dec. 6, 1947 to Dec. 16, 1950.
By Marquette 15, Dec. 27, 1969 to Feb. 14, 1978.

Most Points by One Team, One Game:

94, by Marquette, March 9, 1982.

Most Points by Both Teams, One Game:

167, Dec. 20, 1961 (Marquette 92, Wisconsin 75).

Largest Victory Margin:

30, by Marquette, March 9, 1982, 29, by Marquette, Dec. 2, 1958.
26, by Wisconsin, Dec. 31, 1948.

INDIVIDUAL SCORING

For Wisconsin: 29, by Claude Gregory, March 10, 1981 (at Madison).

For Marquette: 31, by Jim Chones, Jan. 3, 1972 (at Milwaukee).

RICE

Date	Place	Wis.	Opp.
Dec. 16, 1957	Madison	67	62
Dec. 6, 1958	Houston	37	78

Wisconsin Won 1, Lost 1

HIGHLIGHTS OF WISCONSIN-RICE SERIES

INDIVIDUAL SCORING

For Wisconsin - 22, by Walter Holt, Dec. 16, 1957 (at Madison).
For Rice - 34, by Tom Robitaille, Dec. 6, 1958 (at Houston).

EASTERN ILLINOIS

Date	Place	Wis.	Opp.
Dec. 1, 1970	Madison	102	84
Dec. 22, 1986	Madison	72	68
Dec. 3, 1987	Charleston	52	59

Wisconsin Won 2, Lost 1

HIGHLIGHTS OF WISCONSIN - EASTERN ILLINOIS SERIES

INDIVIDUAL SCORING

For Wisconsin — 32, by Clarence Sherrod, Dec. 1, 1970 (at Madison).
For Eastern Illinois—23, by Jay Taylor, Dec. 3, 1987. (at Charleston).

LOYOLA

Date	Place	Wis.	Opp.
Feb. 3, 1933	Madison	28	26
Mar. 7, 1933	Chicago	24	39
Dec. 11, 1948	Madison	37	40
Dec. 10, 1949	Chicago	68	55
Dec. 8, 1950	Madison	51	54
Dec. 7, 1953	Chicago	75	54
Dec. 12, 1959	Madison	85	67
Jan. 28, 1961	Chicago	79	87
Dec. 6, 1975	Madison	88	73
Dec. 15, 1976	Madison	71	68
Dec. 29, 1977	Madison	71	70
Dec. 9, 1978	Madison	79	74
Dec. 12, 1987	Madison	75	78

Wisconsin Won 8, Lost 5

Games at Madison — 9; Wis. 6-3
Games at Chicago — 4; Wis. 2-2

HIGHLIGHTS OF WISCONSIN-LOYOLA SERIES

Longest Winning Streak:

By Wisconsin — At Madison 5, Dec. 12, 1959 to Dec. 9, 1978. At Chicago 2, Dec. 10, 1949 to Dec. 7, 1953.
By Loyola — At Madison 2, Dec. 11, 1948 to Dec. 8, 1950. At Chicago 1, Jan. 28, 1961 (in progress).

Longest Winning Streak at Home and Away:

By Wisconsin 4, Dec. 6, 1975 to Dec. 9, 1978.
By Loyola 2, March 7, 1933 to Dec. 11, 1948.

Most Points by One Team, One Game:

88, by Wisconsin, Dec. 6, 1975 (Wisconsin 88, Loyola 73).

Most Points by Both Teams, One Game:

166, Jan. 28, 1961 (Loyola 87, Wisconsin 79).

Largest Victory Margin:

21, Wisconsin, Dec. 7, 1953 (75-54).
15, Butler, March 7, 1933 (39-24).

INDIVIDUAL SCORING

For Wisconsin - 33, by Dale Koehler, Dec. 6, 1975 (at Madison).
For Loyola - 27, Jerry Harkness, Jan. 28, 1961 (at Chicago).

BUTLER

Date	Place	Wis.	Opp.
Dec. 16, 1921	Madison	20	26
Dec. 15, 1922	Madison	13	20
Feb. 12, 1924	Madison	25	23
Dec. 19, 1924	Madison	16	22
Feb. 5, 1926	Madison	31	24
Dec. 16, 1927	Madison	25	18
Feb. 10, 1932	Madison	28	17
Dec. 30, 1933	Madison	37	27
Feb. 8, 1936	Madison	28	24
Dec. 23, 1936	Indianapolis	23	43
Dec. 19, 1938	Indianapolis	21	24
Feb. 5, 1940	Madison	46	50
Feb. 8, 1941	Madison	59	55
Dec. 9, 1946	Indianapolis	60	52
Dec. 8, 1947	Madison	61	53
Feb. 1, 1951	Madison	60	35
Feb. 6, 1952	Indianapolis	62	60
Dec. 1, 1953	Madison	70	54
Jan. 17, 1955	Indianapolis	57	53
Dec. 1, 1955	Madison	63	67
Dec. 3, 1956	Indianapolis	50	54
Dec. 19, 1957	Madison	59	58
Dec. 30, 1958	Indianapolis	55	69
Dec. 1, 1959	Madison	82	88
Dec. 1, 1960	Indianapolis	58	73
Dec. 5, 1987	Madison	92	80

Wisconsin Won 15, Lost 11

Games at Madison — 18; Wis. 12-6
Games at Indianapolis — 8; Wis. 3-5

HIGHLIGHTS OF WISCONSIN - BUTLER SERIES

Longest Winning Streak:

By Wisconsin — At Madison 5, Feb. 5, 1926 to Feb. 8, 1936. At Indianapolis 3, Dec. 9, 1946 to Jan. 17, 1955.
By Butler — At Madison 2, Dec. 16, 1921 to Dec. 15, 1922. At Indianapolis 3, Dec. 3, 1956 to Dec. 1, 1960 (in progress).

Longest Winning Streak at Home and Away:

By Wisconsin 7, Feb. 8, 1941 to Jan. 17, 1955.
By Butler 3, Dec. 23, 1936 to Feb. 5, 1940; Dec. 30, 1958 to Dec. 1, 1960.

Most Points by One Team, One Game:

92, by Wisconsin, Dec. 5, 1987 (Wisconsin 92, Butler 80).
By Butler 88, Dec. 1, 1959 (Butler 88, Wisconsin 82).

Most Points by Both Teams, One Game:

172, Dec. 5, 1987 (Wisconsin 92, Butler 80).

Largest Victory Margin:

25, Wisconsin, Feb. 1, 1951 (60-35).
20, Butler, Dec. 23, 1936 (43-23).

INDIVIDUAL SCORING

For Wisconsin — 29, by Tim Locum, Dec. 5, 1987 (at Madison).
For Butler — 26, by Larry Ramey, Dec. 1, 1959 (at Madison), by Darren Fowkes, Dec. 5, 1987 (at Madison).

DENVER

Date	Place	Wis.	Opp.
Dec. 28, 1953	Madison	67	48

Wisconsin Won 1, Lost 0

HIGHLIGHTS OF WISCONSIN - DENVER SERIES

INDIVIDUAL SCORING

For Wisconsin - 21, by Ron Weisner.
For Denver - 9, by Keith Patton.

EASTERN MICHIGAN

Date	Place	Wis.	Opp.
Dec. 12, 1979	Madison	69	57


Wisconsin Won 1, Lost 0

HIGHLIGHTS OF WISCONSIN - EASTERN MICHIGAN SERIES

INDIVIDUAL SERIES

For Wisconsin - 25, by Wes Mathews.
For Eastern Michigan - 23, by Jeff Zatkoff.

90 YEARS OF WISCONSIN BASKETBALL



1935 Big Ten Championship Team—Front row, left to right, Nick DeMark, Gil McDonald, Ed Stege, Charles Jones, Felix Preboski, and Rolf Poser. Second row, left to right, Roger Reinhart, Gordon Fuller, Ray Hamann, Bill Garrott and Fred Wegner. Top row, left to right, Mgr. Tom Gilbert, assistant coach Marv Steen, Head Coach H.E. "Bud" Foster; trainer Bill Fallon, equipment mgr., Charles Laugen.

Dec. 1898 — Six years after the advent of the new sport of basketball, five young men who learned to play the sport at the Milwaukee Y.M.C.A. form a team at Wisconsin. Bob Burdick, John Mapel, Carl Stillman, Paul Stover, and Captain Walter Hirschberg make up the first Wisconsin Badger basketball team. Dr. J.C. Elsom is the first UW coach.

Jan. 21, 1899 — Wisconsin plays its first game ever and is bested by the Milwaukee Normal Alumni, 25-15 in Milwaukee.

Mar. 4, 1899 — The Badgers play their first home game, again against the Milwaukee Normal Alumni. This time Wisconsin plays much better, but is edged 13-10. The inaugural season record is 0-3.

Feb. 15, 1900 — A 25-15 defeat of Wayland Academy gives Wisconsin its first victory since the sports' inception.

Mar. 1902 — After completing a 10-game schedule — all on the road — the Badgers finish the year with a 7-3 mark, their first winning season.

Dec. 2, 1904 — Emmett Angell coaches the Badgers for the first time and watches his team drub Sparta's Company C, 75-10. Christian Steinmetz scores 50 points in the game to set a pre-modern single game scoring record.

Jan. 1905 — The Wisconsin basketball team makes its first road trip east. The Badgers finish the eastern swing of New York, New Jersey, Pennsylvania, and Ohio at 2-6.



The 1940-41 Big Ten NCAA Championship team pictured above—front row, left to right: Bob Alwin, Bob Sullivan, Fred Rehm, John Kotz, Gene Englund, Charles Epperson, Ted Strain, Harlo Scott, Ed Scheiwe. Standing, left to right: Mgr. Morris Bradley, Walter Bakke, Ted Downs, Bob Roth, George Affeldt, Warren Schrage, Don Timmerman, Ted Deppe, John Lynch, Edward Jones, Head Coach Harold E. 'Bud' Foster and Assistant Coach Fred Wegner.

Spring, 1905 — Christian Steinmetz finishes the season with 462 points, setting a Wisconsin single-season scoring mark that would stand for 61 years. Steinmetz is later named the Badgers' first All-American.

Mar. 15, 1907 — Wisconsin outscores Purdue, 37-10 to secure an 11-3 record and a share of the Big Ten championship.


Mar. 16, 1912 — First year coach Walter Meanwell's team drops Indiana, 32-21 to complete an undefeated season at 15-0. Wisconsin wins the Big Ten title outright and will win or share that distinction seven more times before Meanwell is through coaching in 1934.

Mar. 16, 1918 — Despite dropping a 19-11 decision to Minnesota, first-year coach Guy Lowman's Badgers win the school's sixth Big Ten Championship in 12 years.

Fall, 1934 — Harold "Bud" Foster, a former all-American player with the Badgers, takes over as their head coach. Foster will hold that position for 25 years, longer than any other basketball coach in the history of the school.

Spring, 1935 — In his first year as head coach, Harold "Bud" Foster leads Wisconsin to the Big Ten title, posting a 15-5 record.

Mar. 29, 1941 — The "Cinderella" Badgers, lower division Big Ten finishers only one year before, top Washington State, 39-34 in the championship game of the NCAA




Bob Mader controls the basketball in game against Missouri with Larry Pokrzywinski moving into flow of the offense.


tournament. John Kotz is named MVP of the tourney. The Badgers' captain, Gene Englund, is the Big Ten MVP and receives All-American accolades.

Spring, 1942 — For the second consecutive year a Badger is named the conference MVP and all-American. Sharp-shooting John Kotz earns those honors this season.

Mar., 1947 — The 15-5 Big Ten Champion Badgers are invited to play in the NCAA Eastern regionals in New York's Madison Square Garden. Wisconsin takes third place in the East by squeaking past Navy, 50-49 after losing the opener, 70-56 to C.C.N.Y. The conference championship and NCAA tournament bid stand as the last in Badger history.



1947 Big Ten Championship Team—Front Row, left to right, Bob Mader, Larry Pokrzywinski, Bob Cook, Glen Selbo, Walt Lautenbach, Exner Menzel, Bob Krueger, and Dick Falls. Second Row, left to right, Head Coach H.E. "Bud" Foster, Mgr. Bob Wolf, Art Rizzi, Tom Rippe, Gilman Hertz, Don Rehfeldt, Ed Mills, Bob Haarlow, Doug Holcomb, Doug Rogers, Trainer Walt Bakke, and Asst. Coach Fred Wegner.



Dale Bowers (48) and Jim Moore (44) apply pressure to Marquette ball-handler in 1948 game.

Feb. 28, 1949 — Junior Don Rehfeldt takes 37 shots in a 70-47 trouncing of Iowa. The 37 shots stands as a Wisconsin single game record to the present.

Spring, 1950 — After being named the Big Ten's MVP, Don Rehfeldt becomes Wisconsin's last All-American to date. Rehfeldt finishes his career as the school's all-time leading scorer with 1169 points.

Jan. 3, 1953 — Center Paul Morrow, in a 50-46 topping of Purdue, pulls down 30 rebounds in the contest — an all-time Badger best.

Mar. 11, 1963 — At the 40th annual Gyro Club banquet, senior Ken Siebel is named the team's MVP for the third straight year. This is the only time a Wisconsin player has earned that distinction three times.

Mar. 11, 1967 — With 12 seconds remaining in the last game of the year, sophomore Chuck Nagle makes a lay-up to tie Christian Steinmetz for the team single season scoring record of 462, set in 1904-


05. Nagle was fouled on the play, and makes the free throw to set a new record of 463.

Mar. 2, 1968 — Senior Joe Franklin pulls down a career-high 27 rebounds in a 104-84 victory over Purdue in his final game in the Fieldhouse. Franklin ends his collegiate career one week later having amassed 858 boards in his three seasons with the Badgers, giving him a school best average of 286 per year.

Spring, 1968 — Only one year after Chuck Nagle broke a single-season scoring record that stood for 62 years, senior Joe Franklin shatters the record, scoring 544 points in the 1967-68 season.

90 YEARS OF WISCONSIN BASKETBALL

CONTINUED



Don Rehfeldt goes high to tip in basket.



Fred Schneider (40) and Rehfeldt apply defense as Bob Mader (39) looks on in game against Iowa.

Spring, 1971 — Senior co-captain Clarence Sherrod scores 570 points in his final season as a Badger to take Wisconsin all-time single season scoring honors.

Mar. 3, 1979 — Facing eventual NCAA champion Michigan State in the regular season finale, Wisconsin's Wesley Matthews hits a shot from behind the half-court line as time expires to win, 83-81.

Dec. 30, 1979 — In the Rainbow Classic in Honolulu, HI, the Badgers connect on 32 of 43 field goal attempts (.744), setting a school record and defeating Army, 78-54.

Mar. 10, 1981 — Claude Gregory scores 29 points and grabs 17 rebounds in his last game in the Cardinal and White. Gregory leaves Wisconsin as its all-time leading scorer and rebounder with 1745 and 904, respectively.

Dec. 2, 1985 — In a non-conference matchup with San Francisco State, senior Rick Olson makes 17 field goals en route to a 90-61 victory. Olson's 17 made field goals

tops the previous record of 16, set almost 27 years before by Bob Litzow.

Mar. 9, 1986 — Setting a school record by starting every game in a four-year career (112), Rick Olson guides Wisconsin past Northwestern, 70-68. Olson scores 26 points in the contest and misses becoming the Badger's career scoring leader by only ten points. Olson does, however, set the record for points scored in a single season, finishing the 1985-86 campaign with 571 points.

Mar. 8, 1987 — Mike Heineman scores 20 points, grabs seven rebounds and hands out nine assists in his final game as a Badger. Heineman ends his career as Wisconsin's all-time leader in assists in all games (388) and in Big Ten play-only (248).

Aug. 21, 1988 — Danny Jones scores 53 points to lead the UW to a 120-118 victory over Taby of Sodertalje, Sweden's national champion. The Badgers ended their two-week tour of Denmark, Finland and Norway with an 8-0 record.

THE LAST TIME THE BADGERS HAD:

A Sellout - 12,204, vs Marquette, Mar. 10, 1981

A Crowd Over 11,069, vs. Illinois, Jan. 16, 1988

40 Points in a Game - 42, by Ken Barnes vs Indiana, Mar. 8, 1965

30 Points in a Game - 30, by TRENT JACKSON vs Minnesota, Feb. 28, 1988

15 Field Goals in a Game - 15, by Rick Olson vs Purdue, Jan. 9, 1985

3 Players Scoring 20 Points in a Game - Claude Gregory (22), Joe Chnelich (21), Wes Matthews (20) vs Northwestern, Jan. 11, 1979

2 Players Scoring 20 Points in a Game - TRENT JACKSON (30), DANNY JONES (28) vs Minnesota, Feb. 28, 1988

15 Rebounds in a Game - 15, by Brad Sellers vs Toledo, Nov. 29, 1982

2 Players with 10 Rebounds in a Game - J.J. Weber (12), Rod Ripley (11) vs Purdue, Jan. 10, 1987

WISCONSIN BASKETBALL "W" AWARD WINNERS

(Career point totals given for those who graduated after 1940).

PLAYER	YEAR	GAMES	FG	FT	PTS
Adams, James R.	1911				
Adams, Lloyd	1970	17	71	45	187
Affeldt, George	1943	6	1	1	3
Alwin, Robert H.	1940, '41, '42c				
Anderson, Dean	1976	11	12	3	27
Anderson, Gary	1972, '73, '74	66	295	82	672
Anderson, George	1914				
Anderson, Orrin	1925				
Anderson, Peter R.	1951, '52	36	66	34	166
Anderson, Walter R.	(1939 only) 1939, '40cc	11	5	6	16
Andrews, Charles	1926, '27, '28				
Arthur, Frank	1907				
Aslakson, Charles	1965	26	21	11	53
Bachman, Willis D.	1945				
Badura, Robert	1955, '56	22	24	16	64
Bailey, John	1979, '80, '81, '82cc	88	313	125	751
Bain, Frank	1925				
Barao, Thomas	1970	18	33	12	78
Barlow, Millard M.	1919				
Barnard, Samuel	1958	15	39	26	104
Barnes, Kenneth	1964, '65, '66	63	249	122	620
Barnes, Robert	1985	25	49	19	117
Barneson, Robert	1958, '59c, '60c	67	260	143	663
Barnum, Rollie	1925, '26, '27cc				
Bartlett, Edwin B.	1902, '03				
Barwig, Byron P.	1923, '24, '25				
Baumgarten, David	1971	8	4	3	11
Behr, Louis	1926, '27, '28c				
Bell, Byron O.	1937, '38, '39cc	56	54	66	174
Benciscutto, Fred M.	1950, '51	27	29	29	87
Bender, John S.	1933				
Bickelhaupt, William V.	1910				
Biggs, James	1959, '60, '61c	41	99	51	249
Birch, Albert	1909, '10, '11c				
Birch, Frank V.	1918				
Bishop, Warren J.	1900, '01				
Blackwell, Cory	1982, '83, '84	83	563	278	1405
Bloor, James L.	1946	10	6	6	18
Bohen, James	1963, '64, '65	62	191	108	490
Borland, Glenn F.	1956, '57c, '58c	52	135	65	335
Bowers, Dale B.	1949	13	6	9	21
Bradley, Morris	1941m				
Breitkreutz, Emil W.	1904, '05				
Brens, John	1962, '63, '64	55	325	151	801
Brey, Peter	1975, '76, '77c	74	66	45	177
Brock, Harold W.	1918				
Brooks, Henry L.	1925, '26c				
Buechl, William K.	1951	22	10	10	30
Bunke, Richard M.	1945	9	12	8	32
Burdick, William C.	1899, 1900				
Burington, Keith	1968, '69	34	60	15	135
Burks, Frank	1960	8	40	11	91
Bush, James	1904, '05, '06c				
Cable, Richard W.	1952, '53, '54, '55c	82	432	316	1180
Cannon, Patrick	1971	7	0	2	2
Carlin, Michael	1966, '67, '68cc	72	261	172	694
Carlson, George N.	1918				
Carpenter, Edward E.	1952c	27	33	28	94

PLAYER	YEAR	GAMES	FG	FT	PTS
Cartwright, Calvin	1977m				
Cary, David	1983	2	0	0	0
Ceaser, Carl F.	1920, '21, '22				
Chandler, William	1916, '17, '18c				
Chimelewski, Ed	1929, '30, '31cc				
Chernelich, Joseph	1977, '78, '79cc, '80cc	109	465	241	1171
Clark, Joe	1983m, '84m				
Clark, Pat	1988m				
Clinton, James	1951, '55	35	122	65	309
Clow, Fred	1958, '59, '60	53	109	72	290
Colbert, Brian	1975, '76	52	143	65	351
Conlon, Dennis	1970, '71cc	48	97	54	248
Cook, Robert B.	1946, '47, '48	62	323	201	847
Coyne, William	1937	14	6	2	14
Crawley, Gerald	1958m				
Dahlke, Charles	1951, '52	40	54	38	146
Daly, Michael C.	1953, '54	22	17	19	53
Dandridge, Greg	1980, '81, '82, '83c	99	78	51	207
Davis, Ernest D.	1937, '38	29	37	4	78
Davis, George C.	1922m				
Dean, Harry	1952m				
DeCremer, James	1970, '71	30	41	16	98
DeMark, Nick R.	1934, '35, '36	57	95	62	252
DeMerit, John	1957	17	9	15	33
Deppe, Ted					
Dick, Donald P.	1944	17	32	18	82
Diebold, Marshall J.	1923, '24, '25c				
Dodds, Jeff	1988m				
Dougan, Trevor C.	1926				
Downs, Edward H.	1943	11	2	1	5
Doyle, John F.	1928, '29cc				
Draws, Kevin	1986m, '87m, '88m				
Drayton, Dwight	1970	9	6	0	12
Drevich, Sherwyn A.	1949m				
Dupee, David	1937, '38, '39cc	46	65	55	185
Dutrisac, Richard	1959, '61	41	102	30	234
Dykstra, Clarence	1944	19	24	18	66
Ellerman, Raymond H.	1928, '29				
Elsom, Kendall A.	1923, '24				
Englund, Gene	1939, '40, '41c	61	191	162	544
Englund, Gene Jr.	1962	16	11	4	26
Epperson, Charles O.	1940, '41				
Falk, Robert	1975, '76, '77	71	226	102	554
Falls, Richard H.	1947, '48	23	5	7	17
Fanning, Willis M.	1920				
Farber, Maurice	1929, '30				
Farwell, Knight D.	1924				
Faurote, Gerald	1976, '77	8	0	1	1
Fleming, Sean	1987	15	10#	2	27
Floden, Tuve J.	1915				
Folz, Daniel J.	1953, '54, '55, '56	50	63	92	218
Forbes, James	1954m				
Fossum, Bruce G.	1948, '49	26	6	15	27
Foster, Harold	1928, '29, '30c				
Franklin, Joseph	1966, '67, '68cc	72	459	297	1215
Frasor, Robert	1970, '71, '72c	70	199	144	542
Frey, Mannie E.	1937, '38	36	52	22	126
Froelich, Gustav J.	1934m				



GARY ANDERSON



JOHN BAILEY



KEN BARNES



BOB BARNESON



JACK BRENS



DICK CABLE



MIKE CARLIN



JOE CHRNELICH

"W" AWARD WINNERS CONTINUED

PLAYER	YEAR	GAMES	FG	FT	PTS
Fuller, Gordy	1935, '36, '37c	53	58	50	166
Gage, Leslie R.	1922, '23				
Gaines, Arnold	1977, '78, '79cc, '80	103	312	114	738
Gallagher, John F.	(1939 only) 1939, '40	11	5	3	13
Gallagher, Robert E.	1944	8	8	3	19
Galle, Fred L.	1927				
Gardner, Thomas	1966	29	19	10	48
Garrott, William W.	1935	5	6	3	15
Gharrity, Martin	1960	33	147	93	387
Gibson, Douglas N.	1922, '23, '24				
Gilbert, Thomas	1935m				
Glasson, Lancelot L.	1944m				
Gloor, Andy	1981m, '82m				
Gnoza, Edmund P.	1940m				
Godfrey, Roger K.	1953, '54	9	1	4	6
Goering, Vince	1945	12	16	5	37
Golston, Carl	1982	27	97	49	243
Grams, David	1963, '64	48	132	23	287
Greenway, Gary	1976m				
Gregory, Claude	1978, '79, '80, '81	110	656	433	1745
Gregory, James	1977, '78	39	226	119	571
Grimm, Kurt	1944, '45, '46	36	10	9	29
Griswold, Harry	1930, 31, '32				
Gross, Raymond	1957, '58, '59	60	143	91	377
Gunz, Ted	1942m				
Gustafson, Kenneth	1964, '65, '66cc	70	363	195	921
Gwyn, Thomas	1961, '62, '63c	72	260	123	643
Haarlow, Robert R.	1946, '47, '48, '49	61	86	80	252
Haas, Mel	1914, '15, '16c				
Hackbart, Dale	1959	10	15	10	40
Hamann, Ray H.	1933, '34, '35	51	61	40	162
Hansen, Jeff	1984m, '85m, '86m, '87m				
Hardy, Emir	1975	26	15	10	40
Harget, Edmund G.	1926				
Harper, Carl S.	1912, '13, '14				
Harper, Hugh A.	1906, '08, '10				
Harris, Bob R.	1937	3	1	0	2
Hastings, Daniel	1978, '79, '80, '81c	105	214	66	494
Haukedahl, Stanley G.	1937	11	6	5	17
Hearden, Donald	1962, '63, '64	66	262	118	642
Heifetz, Stu	1980m, '81m, '82m				
Heineman, Michael G.	1984, '85, '86, '87tc	102	262#	186	739
Helmholz, Henry F.	1900, '02				
Hemming, Victor E.	1917				
Henderson, Dwight F.	1912				
Hendrickson, Eino	1967, '68, '70	27	30	31	91
Henry, Albert	1969, '70c	45	216	96	528
Herreid, Carl P.	1952	11	3	2	8
Hertz, Gilman W.	1943, '47	27	10	10	30
Higbie, Nathan B. Jr.	1919m				
Hippen, Jack	1982, '83, '84, '85	59	24	15	63
Hirshberg, Walter	1899c, 1900c, '01c				
Holcomb, Douglas M.	1947	6	1	0	2
Hollinger, Robert	1945	7	1	0	2
Holt, Walter	1957, '58	50	163	105	431
Hotchkiss, George H.	1926, '27, '28				
Howard, Leon	1971, '72, '73c	70	433	299	1165
Hughbanks, Thomas	1960, '61, '62c	71	347	152	846

PLAYER	YEAR	GAMES	FG	FT	PTS
Hughes, Kerry	1972, '73, '74	69	300	118	718
Hughes, Kim	1972, '73, '74c	72	412	155	979
Hume, John P.	1929m				
Hunegs, Steve	1982m				
Jackson, Ronald	1961, '62	25	172	111	455
Jackson, Trent	1986, '87, '88	69	356#	139	971
Jacobson, Steve	1982cc	11	3	0	6
Jefferson, Ivan	1959	22	52	35	139
Jenson, Bo	1981m, '82m				
Jenkins, Robert	1978, '79, '80	34	10	8	28
Johnson, Allen	1912, '13				
Johnson, Bobbie	1963, '64	38	88	50	226
Johnson, James	1967, '68, '69cc	72	423	301	1147
Johnson, Richard E.	1937m				
Johnson, Robb	1966, '67	32	27	7	61
Johnson, Robert A.	1975, '76	47	97	58	252
Johnson, Silas G., Jr.	1951, '52	35	25	20	70
Johnson, William E.	1944, '45	46	110	71	291
Jones, Charles W.	1935, '36, '37	58	83	32	198
Jones, Danny	1987, '88	57	277	141	695
Jorgensen, Richard	1955, '56c	51	88	119	295
Kaczowski, John	1986m, '87m, '88m				
Kellner, Jack W.	1955m				
Knake, Robert J.	1933, '34				
Knapp, Harold	1918, '19, '20, '21c				
Koehler, Dale	1973, '74, '75c, '76c	78	478	244	1200
Korth, John	1983	2	0	0	0
Kotz, John	1941, '42, '43c	65	318	201	837
Kowalszyk, Henry	1927, '29				
Kranick, Lewis G.	1936m				
Kreklow, Mike	1980, '81	50	34	38	106
Krueger, Robert H.	1943, '47	19	8	14	30
Kuckkahn, Todd	1980m.				
Kuechenmeister, Hugo	1914				
Kulas, Brian	1957, '58, '59	54	237	123	597
Lange, E.O.	1914, '15c				
Larson, LaVerne	1928m				
Laszewski, Jay	1983, '84, '85, '86	86	88	32	208
Lautenbach, Walter H.	1942, '43, '47c	20	71	17	159
Leichtfuss, David	1957	13	20	12	52
Lester, William P.	1917m				
Levis, George	1915, '16, '17cc				
Lindemann, Walter	1908				
Litzow, Robert	1956, '57, '58	66	418	102	938
Locum, Tim	1988	28	58#	30	187
Lotzer, Mark	1976	13	1	6	8
Luchsinger, Robert	1973, '74, '75	46	82	29	193
Lynch, John E.	1941, '42	17	0	2	2
Mack, Thomas	1955, '56	27	9	14	32
Mader, Robert E.	1947, '48, '49, '50c	76	126	147	399
Maisel, Lawrence J.	1918				
Manwaring, Craig	1972	12	9	7	25
Mapel, Charles J.	1902				
Markham, Marshall	1949, '50, '51	52	124	81	329
Mathews, Eugene R.	1945, '46c	39	46	37	129
Matthews, Wesley	1978, '79, '80	69	489	273	1251
Matthusen, Carl H.	1929, '30				
Mayberry, Craig	1969, '70	41	92	53	237



BOB COOK



ARNOLD GAINES



CLAUDE GREGORY



KEN GUSTAFSON



TOM GWYN



DON HEARDEN



LEON HOWARD




TOM HUGHBANKS



KERRY HUGHES

PLAYER	YEAR	GAMES	FG	FT	PTS
McCallum, James	1967, '68	44	99	56	254
McCaughey, Bruce	1973, '74, '75	61	223	138	584
McClintock, Mike	1985m, '86m, '87m, '88m				
McConochie, Stewart	1903, '04				
McCoy, Marcus (Larry)	1973, '74, '75	74	306	116	728
McDonald, Gilbert E.	1933, '34, '35	59	73	71	217
McIntosh, Charles	1917				
McIntosh, Clarence W.	1919, '23				
Menzel, Exner	1946, '47	43	110	101	321
Merkel, Ralph	1925, '26, '27cc				
Meyers, Paul D.	1916, '17				
Millen, Fred	1931 '32				
Miller, David	1983, '84	52	144	90	378
Miller, Fred W.	1932, '33				
Miller, Godfrey J.	1925				
Miller, Lycan W.	1927, '28, '29				
Miller, Richard E.	1954, '55, '56	57	269	246	784
Miller, William	1967	7	1	1	3
Mills, David	1959	18	15	3	33
Mills, Edward R.	1943, '47, '48c	39	91	74	246
Mitchell, Keith	1979, '80, '81, '82	98	74	33	181
Mitchell, Lee	1935, '36, '37	52	62	50	174
Mitchell, Thomas	1967, '68, '69	69	77	65	219
Molaski, Tom	1986, '87, '88cc	83	119#	118	363
Moore, Earl J.	1948, '49, '50	47	39	30	108
Morenz, Paul	1955, '66	51	100	46	246
Morrow, J. Paul	1952, '53, '54	66	299	307	905
Mott, James A.	1951m				
Mueller, Curtis	1954, '55, '56	54	148	117	413
Murray, Richard	1959, '60	42	95	24	214
Myers, Peter C.	1953m				
Nagle, Charles	1967, '68, '69	72	438	188	1064
Nelson, Charles E., Jr.	1927m				
Nelson, Douglas E.	1930, '31, '32				
Nelson, George B.	1926, '27, '28				
Neprud, Carl	1912				
Newburg, Mark	1976, '77, '79, '80	42	18	13	49
Nicholas, Albert	1950, '51, '52	66	352	278	982
Nickoli, Robert F.	1946	11	9	10	28
Niemuth, Wallace E.	1946, '48	12	11	13	35
Nord, Ronald	1950	13	1	4	6
Oaks, Leroy	1932				
O'Brian, Leland	1944	4	4	2	10
Ockershauser, Karl F.	1934				
Oler, Lee	1970, '71, '72	70	268	168	704
Olson, Harold	1915, '16, '17cc				
Olson, Rick	1983, '84, '85, '86	112	729†	260	1736
Olson, Rick	1984m				
O'Melia, Michael	1962, '63, '64c	65	180	133	493
Ostrom, Lonnie	1961, '62, '63	57	88	34	210
Page, Donald A.	1949, '50	35	46	74	166
Pamperin, John F.	1958	14	3	5	11
Parker, John E.	1954, '55, '56	48	107	93	307
Paterick, Timothy	1973, '75, '76	66	141	59	341
Patterson, Donald	1963	20	14	11	39
Patterson, Ray	1942, '43, '44c, '45c	77	309	150	768
Paul, John	1929, '30, '31cc				
Paust, Benjamin A.	1904				

PLAYER	YEAR	GAMES	FG	FT	PTS
Payne, Randolph R.	1914m				
Pearson, William	1975, '76, '77, '78	103	232	202	666
Pease, Harlow H.	1919, '20				
Petty, Larry	1978, '79, '80, '81	110	425	216	1066
Phelps, Marion O.	1912				
Piacenza, Richard	1973, '74, '76	30	26	16	68
Pipkorn, William	1939m				
Plondke, Scott	1984	18	13	7	33
Ploss, John	1982, '83, '84, '85	102	130	59	319
Poker (Pokrzywinski), Lawrence R.	1947, '48, '49	38	40	26	106
Portmann, Kurt	1987, '88	57	99	59	257
Poser, John F.	1930, '31, '32				
Poser, Rolf F.	1933, '34c, '35c	57	140	77	357
Potter, John C.	1901, '02, '03c				
Powell, Howard	1936, '37, '38cc	56	137	108	382
Powers, Edward P.	1926				
Powers, Robert L.	1960, '61	32	54	11	119
Prasil, Antone	1943m				
Preboski, Felix F.	1934, '35	39	95	56	246
Pritchard, Arlyle	1937m				
Rabas, Andrew	1985m, '86m, '87m, '88m				
Radke, Steven F.	1957, '58	29	34	25	93
Rebholz, James	1967	6	0	0	0
Rebholz, Russ	1931				
Reddick, Melvin	1969	19	41	18	100
Reetz, Jon	1987m, '88m				
Rehfeldt, Donald W.	1947, '48, '49, '50	81	451	267	1169
Rehm, Frederick R.	1941, '42, '43	61	78	90	246
Reinhart, Roger	1935, '36				
Remstad, Robert C.	1951	11	7	12	26
Rewey, Stanley L.	1932				
Reynolds, Donald W.	1921m				
Richgels, Glen	1971	26	126	39	291
Richter, Hugh V. (Pat)	1961, '62, '63	38	43	17	103
Ripley, Rodney	1984, '85, '86, '87c	89	190#	87	484
Rippe, Russell T.	1946, '47, '48	32	22	14	58
Rizzi, Arthur J.	1946, '47	20	9	15	33
Roberts, David	1964, '65, '66	64	166	128	460
Robertson, Pollis	1986, '87, '88	39	10	13	33
Robinson, Byron	1988	19	19	25	63
Rogers, Douglas A.	1946, '47, '48, '49c	65	113	91	317
Rogers, Harlan	1906, '07, '08c				
Rogneby, James	1957, '58, '59	29	17	7	43
Rohan, Patrick	1971, '72	23	7	6	20
Rooney, George W.	1936, '37, '38cc	57	149	87	385
Rossin, Robert	1959, '60	25	20	25	65
Roth, Scott	1982, '83, '84, '85c	109	455	246	1156
Ruckel, Robert	1946	12	4	6	14
Rudd, Allen	1976	35	105	42	252
Ruder, George L.	1916m				
Rundell, John	1938, '39, '40cc				
Ryan, William	1957m				
Ryckman, Kenneth A.	1932				
Ryser, Albert Jr	1944	16	3	5	11
Sands, Albert T.	1913, '14				
Sandsmark, Arthur R.	1948m				
Scheiwe, Edward J.	1940, '41, '42				



KIM HUGHES



JAMES JOHNSON



DALE KOELHER



JOHN KOTZ



BOB LITZOW



WES MATTHEWS



MARCUS MCCOY



DICK MILLER



PAUL MORROW

"W" AWARD WINNERS CONTINUED

PLAYER	YEAR	GAMES	FG	FT	PTS
Schell, John	1967, '68, '69cc	56	61	65	187
Schmidt, Geo.	1926m				
Schmitt, Gustav G.	1904				
Schneider, Harvey	1930, '31, '32				
Schoeneck, Thomas	1965	25	24	5	53
Schofield, H.	1902, '03, '04c				
Schrage, Warren	1941, '42	35	24	11	59
Schubring, Darin	1986, '87 '88	71	55	24	134
Schwartz, John C.	1950	9	1	1	3
Schwartz, Robert	1939	14	8	2	18
Scott, Harlo W.	1941, '42	32	35	35	105
Scoville, Walter A.	1910, '11, '12c				
Scribner, Charles A.	1905, '06, '07c				
Seifriz, Tim	1983m, '84m, '85m, '86m				
Selbo, Glen L.	1944, '47	20	80	51	211
Sellers, Brad	1982, '83	55	356	126	838
Serbiak, Robert	1958, '59	38	45	16	106
Severin, Max C.	1903, '04				
Sherrrod, Clarence	1969, '70, '71cc	72	500	408	1408
Siebel, Kenneth F.	1961, '62, '63	71	401	282	1084
Siefert, Charles J.	1952, '53cc	44	133	89	355
Simpson, Eber	1917, '18				
Smith, Desmond C.	1944, '45	45	177	69	423
Smith, James III	1976, '77, '78c	76	237	70	544
Smith, Jim	1983	19	36#	20	92
Smith, Robert W.	1946	20	23	29	75
Smith, Jr., Shelton	1985, '86, '87	73	257#	85	658
Smith, Thomas H.	1933, '34	33	59	22	140
Smith, William	1976, '77	41	23	12	58
Spika, Daniel J.	1954	21	15	19	49
Spooner, A. Dwight	1923, '24				
Stack, John W.	1958, '59, '60m	19	19	7	45
Stangel, Otto	1912				
Stauffacher, Rod	1983m				
Steen, Marvin H.	1931, '32c				
Stege, Edward R.	1934, '35, '36c	55	61	39	161
Steinhaus, Gregg	1983, '84, '85, '86	100	162	48	372
Steinmetz, Christian Sr.	1902, '03, '04, '05c	18	112	238	462*
Steinmetz, Christian R.	1931				
Steinmetz, Donald W.	1950m				
Stelter, Keith	1965	20	36	20	92
Stephens, Stephen L.	1957, '58,	36	37	57	131
Stoll, George A.	1925, '26, '27				
Stoltz, Oscar W.	1914				
Stover, Paul	1898, 1900, '01				
Stracka, Anthony J.	1952, '53, '54	61	176	182	534
Strain, William T.	1939, '40, '41				
Strickler, Palmer K.	1946	10	14	14	42
Sullivan, Robert D.	1945	11	5	5	15
Sullivan, Robert P.	1941, '42, '43	46	126	86	338
Sweeney, Dennis	1965, '66, '67c	64	177	45	399
Swenholt, Helmer	1907, '08, '09c				
Swenson, Edwin A.	1918				
Sydnor, Raymond	1977, '78	41	80	35	195
Tapp, Rodney	1987, '88	52	85#	30	204
Taylor, Warren A.	1920, '21, '22				
Tebell, Gustaf K.	1921, '22, '23				

PLAYER	YEAR	GAMES	FG	FT	PTS
Tenhopen, Elmer R.	1927, '28, '29cc				
Timmerman, Donald L.	1940, '41				
Tompkins, Patrick	1988	27	46	28	120
Tornowske, Russell W.	1931				
Ulwelling, John	1960	36	146	41	333
Uphoff, Rodney	1971	29	22	23	67
Vander Meulen, David	1960, '61	24	81	66	228
Van Dien, James P.	1950, '51c	27	38	45	121
Van Gent, E.	1912, '13, '14c				
Van Riper, J.	1911, '12, '13c				
Varney, F. Carleton	1924, '25				
Vivona, Brian	1982m, '83m, '84m, 85m				
Voigt, Theodore	1967, '68, '69	49	78	21	177
Wackman, Ralph	1924, '25				
Walker, Gordon	1925m				
Wanzer, Gordon B.	1924m				
Ward, Thomas P.	1951, '52, '53cc	52	56	70	182
Watson, Gary	1971, '72	39	210	70	490
Weaver, Lamont	1972, '73, '74	57	142	57	341
Weber, Gary	1981m				
Weber, Jeffery J.	1984, '85 '86, '87tc	105	405	211	1021
Weber, Robert J.	1953, '54c	24	39	41	119
Wegner, Fred A.	1934, '35, '36	33	41	15	97
Weigandt, Robert	1937, '38, '39cc	43	30	14	74
Weisner, Ronald	1952, '53, '54	54	142	133	417
Weiser, George B. Jr.	1912m, '13m				
Wendlund, Russell	1944	12	29	11	69
Weston, Frank	1919, '20				
Whaley, J. Kirkwook	1934m				
Whisman, Harlan M.	1910m				
Wichman, Ray	1931, '32, '33c				
Wilhelm, Steve	1972, '73, '74	29	10	8	28
Willey, Rob	1986, '88	17	2	4	8
Williams, John M.	1921				
Williams, Rolland F.	1921, '22, '23				
Wise, John E.	1946, '49	20	14	17	45
Witt, William	1908, '09, '10c				
Wittig, Robert	1963	13	19	3	41
Woellaeger, Edwin F.	1903				
Wolf, Robert A.	1947m				
Worthman, Robert J.	1949, '50	9	6	5	17
York, Claude A.	1940				
Young, Francis P.	1960	14	11	6	28
Zeiger, Richard	1955, '56	39	28	32	88
Zink, David	1968, '69, '70	45	42	28	112
Zinkgraf, Gary	1979, '82cc	39	18	18	54
Zorn, Willis L.	1945, '48, '49	32	10	24	44
Zubor, Mark	1964, '65, '66cc	70	348	205	901
Zulfer, Anthony G.	1918, '19c				
Zupke, Robert C.	1904, '05				

- includes three-point field goals
 c - captain
 cc - co-captain
 tc - tri-captain
 m - manager
 * - 1908 TOTALS ONLY

NOTE Scoring totals compiled from available records 1937-present.



CHUCK NAGLE




AB NICHOLAS



LEE OLER



BILL PEARSON



LARRY PETTY



DON REHFELDT



C. SHERRROD




KEN SIEBEL



MARK ZUBOR


WISCONSIN BASKETBALL ALL-AMERICANS




1905
CHRIS STEINMETZ




1916
GEORGE LEVIS
FORWARD




1930
HAROLD (BUD) FOSTER
GUARD



1941
GENE ENGLUND
FORWARD



1942
JOHN KOTZ
FORWARD



1950
DON REHFELDT
CENTER

WISCONSIN BASKETBALL AWARDS

WISCONSIN ALL-CONFERENCE PLAYERS

1907—Charles Scribner, forward*
 1907—Arthur Frank, guard*
 1908—Hugh Harper, guard
 1908—Helfner Swenholt, forward*
 1911—Wallie Scoville, guard
 1912—Wallie Scoville, guard
 1912—Otto Stangel, forward
 1913—John Van Riper, guard*
 1913—Gene Van Ghent, center*
 1913—Carl Harper, guard*
 1913—Allen Johnson, forward*
 1914—Gene Van Ghent, center*
 1914—Carl Harper, guard*
 1915—George Levis, forward
 1916—George Levis, forward
 1916—William Chandler, center
 1916—Harold Olson, guard
 1917—William Chandler, center
 1917—Harold Olson, guard
 1917—Paul Meyers, guard
 1923—Gus Tebell, guard
 1923—Rollie Williams, guard
 1924—Marshall Diebold, guard
 1925—Marshall Diebold, guard
 1928—George Hotchkiss, guard
 1929—Harold E. Foster, center*
 1929—Ed Chmielewski, guard
 1930—Harold E. Foster, center
 1930—Ed Chmielewski, guard
 1934—Rolf 'Chub' Poser, guard
 1935—Rolf 'Chub' Poser, guard
 1935—Gil McDonald, guard
 1938—Hod Powell, forward
 1940—Gene Englund, center
 1941—Gene Englund, center
 1941—John Kotz, forward
 1942—John Kotz, forward
 1943—Ray Patterson, center (2nd)
 1944—Ray Patterson, center (2nd)
 1944—Russ Wendland, guard (2nd)
 1946—Bobby Cook, forward (hm)
 1947—Glen Selbo, guard
 1947—Wait Lautenbach, guard
 1947—Bob Cook, forward
 1948—Bob Cook, forward
 1949—Don Rehfeldt, center
 1950—Don Rehfeldt, center
 1951—Ab Nicholas, guard
 1952—Ab Nicholas, guard
 1968—Joe Franklin, forward
 1984—Cory Blackwell, forward

ALL-CONFERENCE ACADEMIC

1967—Chuck Nagle
 1970—Clarence Sherrod
 1972—Lee Oler
 1974—Gary Anderson
 1978—Bill Pearson
 1985—Rod Ripley
 1986—Rod Ripley
 1987—Rod Ripley
 1988—Rob Willey

OSMAN "OZ" FOX MEMORIAL TROPHY MOST VALUABLE PLAYER (AS AWARDED BY THE GYRO CLUB)

1941—Gene Englund, center*
 1942—John Kotz, forward*
 1943—Bob Sullivan, forward
 1944—Ray Patterson, center
 1945—Ray Patterson, center
 1946—Robert Cook, forward
 1947—Glen Selbo, guard*
 1948—Robert Cook, forward
 1949—Don Rehfeldt, center
 1950—Don Rehfeldt, center*
 1951—Ab Nicholas, guard
 1952—Ab Nicholas, guard
 1953—Charles Siefert, guard
 1954—Paul Morrow, center
 1955—Richard Cable, forward
 1956—Dick Miller, guard
 1957—Bob Litzow, forward
 1958—Walter Holt, guard
 1959—Bob Barneson, forward
 1960—Fred Clow, center
 1961—Ken Siebel, forward
 1962—Ken Siebel, forward
 1963—Ken Siebel, forward
 1964—Ken Gustafson, forward
 1965—Jim Bohan, guard
 1966—Paul Morenz, guard
 1967—Joe Franklin, forward
 1968—Joe Franklin, forward
 1969—James Johnson, forward
 1970—Albert Henry, center
 1971—Glen Richgels, center
 1972—Leon Howard, forward
 1973—Leon Howard, forward
 Kim Hughes, center
 1974—Gary Anderson, guard
 Kim Hughes, center
 1975—Dale Koehler, forward
 1976—Dale Koehler, forward
 1977—Bob Falk, guard
 1978—Arnold Gaines, guard
 1979—Wes Matthews, guard
 1980—Joe Chernelich, forward
 1981—Claude Gregory, forward
 1982—John Bailey, guard
 1983—Cory Blackwell, forward
 1984—Cory Blackwell, forward
 1985—Scott Roth, forward
 1986—Rick Olson, guard
 1987—J.J. Weber, center
 1988—TRENT JACKSON, guard

* Also won Big Ten Trophy

GOODMAN BROTHERS REBOUNTING TROPHY

1966—Joe Franklin, forward	235
1967—Joe Franklin, forward	289
1968—Joe Franklin, forward	334
1969—James Johnson, forward	210
1970—Al Henry, center	265
1971—Glen Richgels, center	254
1972—Kim Hughes, center	239
1973—Kim Hughes, center	301
1974—Kim Hughes, center	266
1975—Dale Koehler, forward-center	213
1976—Dale Koehler, forward	263
1977—James Gregory, forward	268
1978—Joe Chernelich, forward	182
1979—Claude Gregory, forward	236

1980—Claude Gregory, forward	254
1981—Claude Gregory, forward	249
1982—Brad Sellers, forward	254
1983—Brad Sellers, forward	219
1984—Cory Blackwell, forward	243
1985—J.J. Weber, forward	162
1986—Rod Ripley, forward	194
1987—J.J. Weber, center	251
1988—DANNY JONES, forward	121

JIMMY DEMETRAL FREE THROW TROPHY

1965—Ken Barnes, forward	.738(62 of 84)
1966—Mike Carlin, guard	.778(70 of 90)
1967—Mike Carlin, guard	.852(46 of 54)
1968—Mike Carlin, guard	.800(56 of 70)
1969—Chuck Nagle, forward	.841(53 of 63)
1970—Clarence Sherrod, guard	.832(168 of 202)
1971—Lee Oler, guard	.831(49 of 59)
1972—Lee Oler, guard	.792(84 of 106)
1973—Kerry Hughes, forward	.773(51 of 66)
1974—Marcus McCoy, forward	.837(41 of 49)
1975—Bruce McCauley, guard	.784(98 of 125)
1976—Bill Pearson, forward	.833(45 of 54)
1977—James Gregory, forward	.698(97 of 139)
1978—Bill Pearson, forward	.779(64 of 75)
1979—Wes Matthews, guard	.784(109 of 139)
1980—Wes Matthews, guard	.888(127 of 143)
1981—Claude Gregory, forward	.752(152 of 202)
1982—John Bailey, guard	.737(56 of 76)
1983—Brad Sellers, forward	.828(82 of 99)
1984—Rick Olson, guard	.894(59 of 66)
1985—Rick Olson, guard	.890(73 of 82)
1986—Rick Olson, guard	.882 (97 of 110)
1987—Trent Jackson, guard	.780 (46 of 59)
1988—TRENT JACKSON, guard	.830 (88 of 106)

ED SCHMITZ FRESHMAN ACHIEVEMENT AWARD

1966—Tom Mitchell, guard
 1967—Dave Zink, forward
 1968—Jim DeCremer, center
 1969—Lee Oler, forward-center
 1970—Leon Howard, forward
 1971—Gary Anderson, guard
 1972—Tim Paterick, guard
 1973—Dale Koehler, forward
 1974—Pete Brey, forward
 1975—Bill Pearson, forward
 1976—Mark Newburg, center
 1977—Joe Chernelich, forward
 1978—Claude Gregory, forward
 1979—James Smith, forward
 1980—Greg Dandridge, guard
 1981—James Hildebrand, forward
 1982—Brad Sellers, forward
 1983—Rick Olson, guard
 1984—Mike Heineman, guard
 1985—Shelton Smith, Jr., guard
 1986—Tom Molaski, guard-forward
 1987—Danny Jones, forward
 1988—TIM LOCUM, guard

1988-89 Returnees In Bold



WISCONSIN BADGER BASKETBALL

DANNY JONES

A Rising Star

- 6-6, 240, FORWARD
- 1988-89 HONORS CANDIDATE
- 5TH IN BIG TEN SCORING IN 87-88 WITH 18.6 PPG
- 3RD TEAM UPI ALL BIG TEN
- LED BADGERS IN REBOUNDING IN 87-88
- A BIG TEN "PRIME TIME INSIDE PLAYER"

